




# 目 录

## 第一阶段

音乐入门知识.....	1
单手与双手的触键练习.....	6
三手联弹.....	9
四手联弹.....	17
在  和  音域内的双手练习.....	22
高音到  的识谱及四手联弹.....	29
低音到  的识谱及双手练习.....	30
高音到  的识谱及四手联弹.....	33
从全音符到八分音符的四手联弹.....	35
八分音符的双手练习.....	36
识别低音谱表中的音符.....	38
四手联弹.....	45

(在以上大部分的练习中, 手不移动位置。)

## 第二阶段


简单的音阶、双音、三连音、倚音练习.....	46
从全音符到十六分音符的四手联弹.....	59
训练流畅性的四手联弹.....	59
各种节奏、音型的双手练习.....	60
半音音阶练习.....	73

## 附 录

手指练习.....	76
24条大调和小调音阶.....	83
调的序列及大小调的相互关系.....	85

# 第一阶段

## 音乐入门知识



为便于学生识谱，必须要求学生反复读音名：CDEFGAB；之后用CEGBDFAC（相隔三度）的顺序读，并做到倒背如流。

识谱过程中，可借助（1）唱名，即 do re mi fa sol la si；（2）第4页的“大谱表与钢琴键盘对照表”，帮助学生认识音名、音符位置和键盘。



## 音符的时值和休止符

一个全音符或一个全休止符等于：



两个二分音符或两个二分休止符



四个四分音符或四个四分休止符



八个八分音符或八个八分休止符



四个三连音符



十六个十六分音符或休止符



三十二个三十二分音符或休止符



六十四个六十四分音符或休止符



附点音符



相等的时值

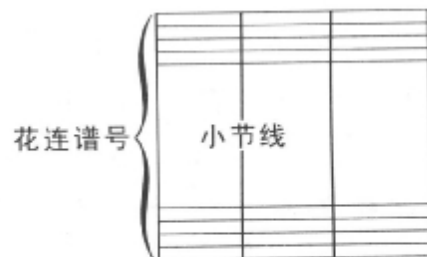
附点休止符



相等的时值

复附点音符

复附点休止符







# 大谱表与钢琴键盘对照表

Diagram illustrating the correspondence between the Grand Staff (大谱表) and the Piano Keyboard (钢琴键盘).

The Grand Staff is shown with two systems of staves. The first system shows the Treble Clef (G-clef) and Bass Clef (F-clef) staves. The second system shows the Treble Clef (G-clef) and Bass Clef (F-clef) staves.

The Piano Keyboard is shown below the staves, with keys labeled A, B, C, D, E, F, G, A, B, C, D, E, F, G, A, B, C, D, E, F, G, A, B, C.

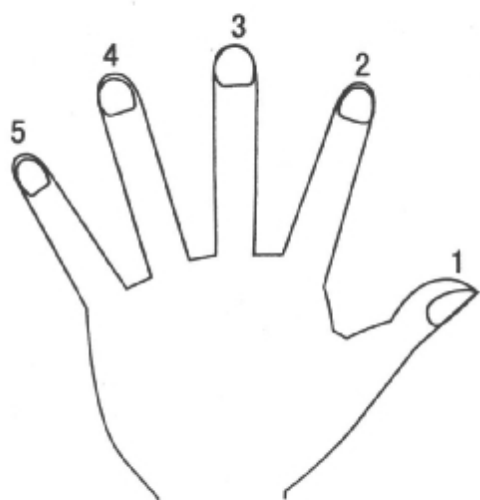
The keyboard is divided into groups:

- 大字一组 (Large Group 1)
- 大字组 (Large Group)
- 小字一组 (Small Group 1)
- 小字二组 (Small Group 2)
- 小字三组 (Small Group 3)
- 小字四组 (Small Group 4)

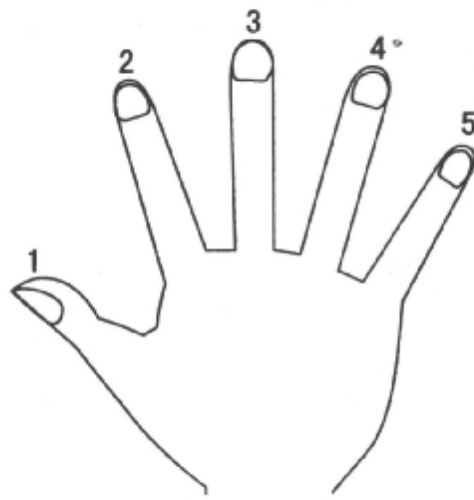
中央C (Central C) is marked between the small groups.

\* 图中标出的“组名”，是为了让学琴者对键盘结构有个基本的认知，而各组每个音的名称不在此一一列出。

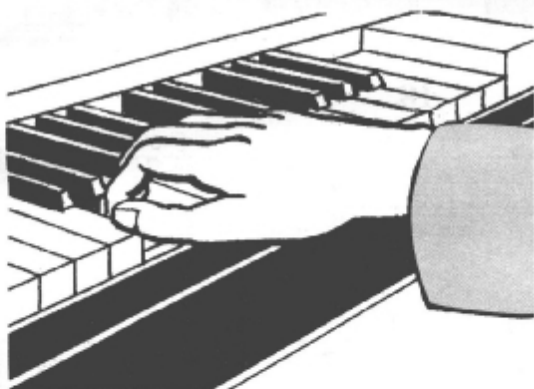
# 手指指序



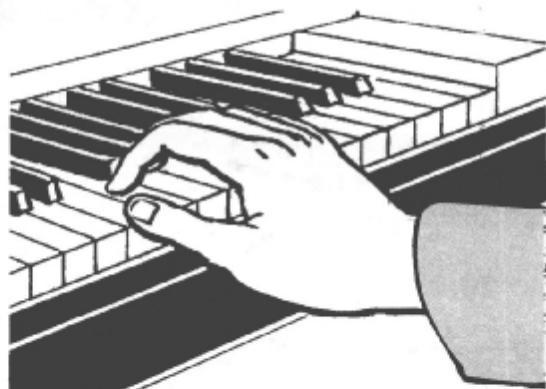
左手



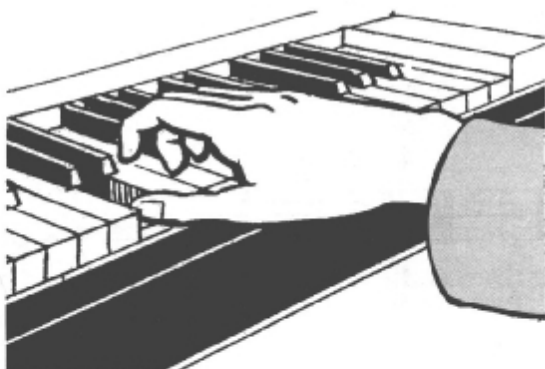
右手




1、手臂正确的姿势



2、手臂不正确的姿势



3、手指正确的姿势



4、手指不正确的姿势

# 单手与双手的触键练习

(1) 当每一个手指落下触键时, 其前一个已触键的手指应当立即抬起, 不能延迟, 起、落两个动作同时完成。

(2) 手指触键要平稳、扎实、用力均匀, 不要轻漂无力, 也不要用力过度。过分用力会使手与手指的肌肉处于紧张、僵硬的状态, 造成粗重、笨拙、僵硬, 混顿的效果, 不利于进一步的学习。

刚开始练习时, 可以用较慢的速度弹奏。每一条练习都应该按照教师的要求反复多次地弹奏。

## 右手触键练习



1. 1 2 1 2 :|| 1 :||

2. 1 2 3 :|| 1 :||

3. 3 2 1 :|| 1 :||

4. 1 2 3 2 :|| 1 :||

5. 1 2 3 4 :|| 1 :||

6. 4 3 2 1 :|| 1 :||

7. 1 2 3 4 :|| 1 :||

8. 1 2 3 4 :|| 1 :||

9. 5 4 3 2 :|| 1 :||

10. 1 2 3 4 5 :|| 1 :||

11. 1 2 1 3 :|| 1 4 1 5 :|| 1 :||

12. 1 3 5 :|| 1 :||

13. 5 4 5 4 :|| 5 :||

14. 5 4 3 4 :|| 1 :||

15. 5 4 3 2 3 4 :|| 1 :||

16. 5 4 3 2 :|| 1 2 3 4 :|| 1 :||

17. 5 4 5 3 :|| 5 2 5 1 :|| 1 :||

18. 1 3 5 3 :|| 1 :||

19. 1 2 3 4 :|| 2 3 4 5 :|| 1 :||

20. 4 3 2 1 :|| 5 4 3 2 :|| 1 :||

21. 1 2 3 2 :|| 1 2 3 4 5 :|| 1 :||

22. 2 1 3 1 :|| 4 1 5 1 :|| 4 1 3 1 :|| 2 :||

23. 1 5 2 5 :|| 3 5 4 5 :|| 3 5 2 5 :|| 1 :||

24. 1 3 2 4 :|| 3 5 4 2 :|| 1 :||

## 左手触键练习



1. 1 2 1 2 :|| 1 :||

2. 1 2 3 :|| 1 :||

3. 3 2 1 :|| 1 :||

4. 1 2 3 2 :|| 1 :||

5. 1 2 3 4 :|| 1 :||

6. 4 3 2 1 :|| 1 :||

7. 1 2 3 4 :|| 1 :||

8. 1 2 3 4 :|| 1 :||

9. 5 4 3 2 :|| 1 :||

10. 1 2 3 4 :|| 1 :||

11. 1 2 1 3 1 4 1 5

12. 1 3 5

13. 5 4 5 4 5

14. 5 4 3 4 5

15. 5 4 3 2 3 4

16. 5 4 3 2 1 2 3 4

17. 5 4 5 3 5 2 5 1

18. 5 3 1 3

19. 5 4 3 2 4 3 2 1

20. 2 3 4 5 1 2 3 4

21. 5 4 3 2 1

22. 2 1 3 1 4 1 5 1 4 1 3 1 2

23. 4 5 3 5 2 5 5 2 5 3 5 4

24. 5 3 4 2 3 1 2 4

### 双手触键练习

下面的练习要注意双手的手指同时触键，上、下两个音符必须同时弹出，同时发声。

1. 1 2 1 2

2. 1 2 3 2 1 2 3 2

3. 1 2 3 4 3 2 1 2 3 4 3 2

4. 1 2 3 4 5 1 2 3 4 5

5. 5 4 3 2 1 2 3 4 5

6. 5 4 3 2 1 2 3 4 5

7. 5 4 3 2 1 2 3 4 5

8. 5 4 3 2 1 2 3 4 5

9. 1 3 5 3 1 2 4 2 1 3 5 3

10. 1 3 2 4 3 5 1 3 2 4 3 5

11. 5 3 4 2 3 1 5 3 4 2 3 1

12. 1 3 2 4 3 5 4 2 1 3 2 4 3 5 4 2

13. 1 2 1 2 3 2 1 2 3 2 1

14. 1 2 3 2 1 2 3 2 1 2 3 2 1

15. 1 2 3 4 3 2 1 2 3 4 3 2 1

16. 1 2 3 4 5 1 2 3 4 5

17. 5 4 3 2 1 2 3 4 5

18. 1 2 3 2 1 2 3 2 1 2 3 2 1

19. 1 2 3 4 3 2 1 2 3 4 3 2 1

20. 5 4 3 2 1 2 3 4 5

21. 1 2 3 2 1 2 3 2 1 2 3 2 1

22. 1 2 3 2 1 2 3 2 1 2 3 2 1

23. 1 2 3 4 3 2 1 2 3 4 3 2 1

24. 1 2 3 4 5 1 2 3 4 5

要求弹熟前面这两页的练习，并且可以背奏。

为了巩固手指的触键，学生应在学习后面的新课时，经常回来复习这些触键练习。在本教材的附录中，有更进一步的触键练习，教师可以因人而异，根据每个学生的教学进度合理的安排学生如何练习。

## Moderato

1  
主题

变奏 1



变奏 2



变奏 3



变奏 4



变奏 5



变奏 6



## 主题及十二首变奏

(学生用右手弹奏)



Tempo Moderato (中速)



学生开始练习时必须大声数拍子。



*legato* 原意为连续地，即连音奏法。乐谱中带有连线的音或曲首标有 *legato* 字样的，通常用连音奏法演奏。这种弹奏方法的要领是，已弹下的手指保持到另外的手指弹下去时才抬起；要求音与音之间没有间断，连贯、圆滑。当同一个音符或（同一个琴键）需要同一手指弹两次或多次时，每次都必须把手抬高离琴键、重新弹。



变奏 7



变奏 8



变奏 9



变奏 10



变奏 11




变奏 12



(学生用右手弹奏)

休止符



休止符是表示乐曲中途休息的符号。每当遇到休止符时,手指要马上抬起,离开琴键 且在休止符所对应的时值内,手指不得再触及琴键。

变奏 7



变奏 8



变奏 9



变奏 10



变奏 11



变奏 12





## Moderato

2  
主题

变奏 1



变奏 2



变奏 3





变奏 4



## 主题及八首变奏

(学生用左手弹奏)



变奏 5



变奏 6



变奏 7



变奏 8




(学生用左手弹奏)

反复记号  表示从头反复  表示将记号中间的部分反复。



## Moderato



## 四手联弹

(学生弹奏)

Moderato

右手的位置



左手的位置



3

右手  
1 2 3 4

左手  
5 4 3 2 1

5

1 2 3 4

6

1 2 3

7

1 2 3 4

8

9

**Allegretto**

9

10


11

12

右手的位置



左手的位置

**Allegretto** (小快板)



## 儿 歌

Comodo

10

*staccato*

## 布 谷 鸟

Allegretto

11

*leggero*

## 儿 歌

右手的位置



左手的位置



Comodo

10



右手的位置



左手的位置



## 布 谷 鸟

Allegretto


11



# 在 和 音域内的双手练习

弹奏任何练习时学生都必须做到以下三点：（1）身体、手臂、手与手指始终保持正确、协调的姿势；（2）始终保持良好的触键；（3）严格按照乐谱准确地弹奏节拍。这是弹好钢琴的最基本的条件。

## Moderato



16 *legato*

## Allegretto

17 *legato*

1 2 3 5  
C D E G  
do re mi sol  
5 3 2 1

C E F G  
do mi fa sol

## Allegretto

18

## Allegretto

1 2 3  
C D E  
do re mi

5 3 2 1  
C E F G  
do mi fa sol

19

## Allegretto

1 2 3 5  
C D E G  
do re mi sol

5 3 2 1  
C E F G  
do mi fa sol

20

*legato*

## Moderato



1 2 3 4 5  
C D E F G  
do re mi fa sol

5 4 3 2 1  
C D E F G  
do re mi fa sol

21

*legato*

22




# 儿 歌



## Moderato



26



27



28







## 加连线的两个同度音



弹奏有连线的两个同度音时，手指只弹击一次（第二个音符不弹），手指保持在琴键上的时间应是这两个音符时值的总和。看下面这个练习，第一个音符为全音符，四拍；第二个音符为四分音符，一拍；这两个音符的时值总和就是四拍加一拍，共五拍。





## Andante

32 *dolce*

This section contains three systems of musical notation for measures 32, 33, and 34. Each system is written for a grand piano with a treble and bass clef. The key signature has one sharp (F#) and the time signature is 3/4. Measure 32 is marked with the tempo 'Andante' and the instruction 'dolce'. The right hand features a series of eighth-note chords, while the left hand plays a simple harmonic accompaniment of quarter notes. Measures 33 and 34 continue this pattern with slight variations in the right-hand accompaniment.

## Allegretto

33 *p*

This system shows measure 33, which is marked with the tempo 'Allegretto' and the instruction 'p' (piano). The right hand plays a series of eighth-note chords, and the left hand plays a simple harmonic accompaniment of quarter notes.

## Andante

34 *p*

This section contains two systems of musical notation for measures 34 and 35, marked with the tempo 'Andante' and the instruction 'p' (piano). The right hand features a series of eighth-note chords, while the left hand plays a simple harmonic accompaniment of quarter notes. Measure 36 is also shown, continuing the pattern.

# 高音到 的识谱及四手联弹

( 学 生 弹 奏 )

**Andante** (行板)



**Allegretto**



**Andante**



# 低音到 的识谱及双手练习

## Moderato

1 2 3 4 5  
C D E F G  
do re mi fa sol

5 3 2 1  
G B C D  
sol si do re

35

*sempre legato* (始终保持连贯)

36

5 4 2  
3 1

## Allegretto

1 2 3 4 5  
G A B C D  
sol la si do re

5 4 3 2 1  
G A B C D  
sol la si do re

37

## 儿 歌

38

(呵, 呵, 呵, 冬天来到了)

39

40

## Allegretto

41

*p*



## Andante

42

*dolce*



## Moderato

43

*mf*



*p*



# 高音到 的识谱及四手联弹

(学生弹奏)

**Allegretto**

41 *legato*

**Andante**

42

**Moderato**

43

1 2 3 4 5  
A B C D E  
la si do re mi

5 4 3 2 1  
A B C D E  
la si do re mi



## Moderato

44

*p legato*

*mf*

The sheet music is written for a piano and is titled "Moderato". It consists of seven systems of music, each with a grand staff (treble and bass clefs). The first system is marked "44" and "p legato". The second system continues the "p legato" marking. The third system introduces a "mf" marking in the right hand. The fourth system continues the "mf" marking. The fifth system continues the "mf" marking. The sixth system continues the "mf" marking. The seventh system continues the "mf" marking. The music features various rhythmic patterns, including eighth and sixteenth notes, and rests. The tempo is marked "Moderato".


# 从全音符到八分音符的四手联弹

35


8<sup>-----</sup> 高八度

音符上方带有这种记号, 表示在 8<sup>-----</sup> 范围以内的音符须高八度弹奏。

记谱



奏法



C D E F G  
do re mi fa sol

C D E F G  
do re mi fa sol

(学生弹奏)

Moderato

44



8<sup>-----</sup>

1 2 3 4

5 4

*sempre legato*

12 34

1 2 3 4

1 2 3 4

1 2 3 4

12 34

1234

123 4 1 2 3 4 1234





45

Moderato



Comodo



## 儿 歌

Moderato

47 (再见, 冬天)

Allegretto

48

legato

1. 2.

## 民 歌

Allegretto

49 (我就要去内卡河畔放牧)

## Comodo

50

5  
legato

## 识别低音谱表中的音符

- (1) 通过比较音名、唱名上下的低音谱号及高音谱号所记的音符，识别低音谱表中的各音。  
 (2) 弹奏时两个肘、臂保持自然姿势，不要上下翻动。

至少反复7次

结尾

C D E F G F E D    C    A B C D E D C B    A    D E F G A G F E    D    G A B C D C B A    G  
 do re mi fa sol fa mi re    do    la si do re mi re do si    la    re mi fa sol la sol fa mi    re    sol la si do re do si la    sol

## Moderato

51

The musical score for 'The Rose Tree' is presented in two systems. The first system contains the first two measures of the piece. The second system contains the next two measures, which are marked with first and second endings. The melody is written in the treble clef, and the bass line is in the bass clef. The key signature has one flat (B-flat), and the time signature is 3/4. The first ending leads back to the beginning of the piece, and the second ending leads to a final cadence.

## Allegretto

52

legato

A musical score for the song 'The Rose Tree'. It features a piano introduction and a vocal melody. The piano part is in the left hand, playing a continuous eighth-note accompaniment. The vocal melody is in the right hand, starting with a treble clef and a key signature of one flat (B-flat). The melody is written in a simple, folk-like style with a repeat sign and a second ending. The score is presented on a single page with a large, clear font for the lyrics.

The musical score for 'The Rose Tree' is presented in two systems. The first system contains the first five measures of the piece. The second system contains the final two measures, which are marked with first and second endings. The melody is written in the treble clef, and the accompaniment is in the bass clef. The key signature has one flat (B-flat), and the time signature is 4/4. The piece concludes with a double bar line and repeat dots.

**Moderato**

53 *f*

*f* (forte) 强

## Comodo

54

*f*

1 4

5 3 1 5 3 1 5 3 1 5 2 1 4 3 2

## Moderato

*mf* (*mezzo forte*) 中强

## Allegretto

The musical score for 'The Rose Tree' is presented in two systems. The first system, starting at measure 56, features a treble and bass staff. The treble staff contains a melody with eighth-note patterns and fingerings (5, 2, 3, 5, 4, 5, 3, 5, 2, 5). The bass staff provides a harmonic accompaniment with eighth-note patterns and fingerings (5, 1, 5, 4, 3, 2, 3, 4). The second system continues the piece with a treble staff featuring a melody of eighth notes and a bass staff with a similar eighth-note accompaniment. The score concludes with a final measure in the treble staff marked with a fermata and a '5' fingering.

### Allegretto

57 *f*

58 *p*

59 *f*

60

61

62

***p*** (*piano*) 弱

## 晚 歌

Andante

58

(月亮已升起)

*p*

渐强 渐弱 延长号

Allegretto

59

*legato*

> 重音符号，带有此符号的音符须强奏。



## Comodo

60 *mf*

*cresc.* *dim.*

*dim.*

*cresc.* *dim.*

*cresc.* 渐强 *dim.* 渐弱

## Allegro moderato

61 *dolce*

*legato*

*dolce* 柔美地



## Allegro moderato

62 *mf*

音符标有点(·)时,须弹得短促,手指触键后立即抬起。

记谱 奏法

## 儿 歌

Moderato

63

63

*f*

啊! 苏 珊 娜

(美国民歌)

Allegretto

64

64

*p poco stacc.*

*mf*

*f*

( 学 生 弹 奏 )

儿 歌

**Moderato**

63

(沙老头在林中)

*mf*

啊! 苏 珊 娜

( 美 国 民 歌 )

**Allegretto**

64

*p*

*f*

*mf*

# 第 二 阶 段

## 简单的音阶、双音、三连音、倚音练习

换指练习

右手弹奏

左手弹奏

至少反复8次

在换指时，两肘不得改变其自然姿势。

C大调音阶

### 音 阶 练 习

C大调音阶

### Moderato

65

*sempre legato*

单用右手弹奏



单用左手弹奏



至少反复4次

**Allegretto**




**Moderato**



注意手腕放松，切不可僵硬。



↑ 顿音记号，标有此记号的音符应弹得非常短促、有力。有时实际弹奏难以达到理论的要求，教师要求学生尽可能弹得短促即可。



学生弹奏三度音程时，注意两个音要同时弹下去，并保持音程间的连贯。

### Moderato

68 *mf*

69 *mf*

### G大调音阶

*f*

*f*

△ 倍重音记号，带有这种记号的音应着力强调。

### Moderato

70 *mf*



**Moderato**

71 *mf*

**Moderato**

72 *dolce*

临时记号

## 民 歌

**Allegretto**

73 *mf* (小鸟要结婚)

*marcato*

*marcato* 强调地, 着重地



## 三 连 音 练 习

Moderato

74

*dolce**sempre legato*

## D大调音阶

Measures 73-75: D major scale, 3/4 time. Treble and bass staves. Measure 73 starts with a forte (*f*) dynamic. Fingerings are indicated: 1, 3, 1, 3, 1, 3, 4 in the right hand and 5, 3, 1, 3, 1, 3, 4 in the left hand. Measure 74 continues the scale. Measure 75 ends with a whole note chord. Dynamics include *f* and *cresc.*

## Moderato

Measures 75-76: Moderato, 3/4 time. Measure 75 starts with a mezzo-forte (*mf*) dynamic. Fingerings: 3, 2, 3, 1 in the right hand and 2, 3, 1 in the left hand. Measure 76 continues the scale. Dynamics include *mf* and *cresc.*

Measures 76-77: Moderato, 3/4 time. Measure 76 starts with a piano (*p*) dynamic. Fingerings: 3, 2 in the right hand and 2 in the left hand. Measure 77 continues the scale. Dynamics include *p* and *cresc.*

## Allegro moderato

Measures 76-77: Allegro moderato, 3/4 time. Measure 76 starts with a mezzo-forte (*mf*) dynamic. Fingerings: 1, 2, 3, 4, 3, 5, 4 in the right hand and 1, 2, 3 in the left hand. Measure 77 continues the scale. Dynamics include *mf* and *cresc.*

## 手腕放松

Measures 77-78: 手腕放松 (Relax wrist), 3/4 time. Measure 77 starts with a forte (*f*) dynamic. Fingerings: 3, 5, 3, 5, 3, 1 in the right hand and 5, 3, 1 in the left hand. Measure 78 continues the scale. Dynamics include *f*, *p*, and *mf*.

## Moderato

77

*mf* *poco cresc.* *p* *cresc.* *poco cresc.*

## 多 年 以 前

( 爱尔兰民歌 )

## Moderato

78

*p* *legato* *p* *legato*

### A大调音阶

The image displays a page from a musical score for 'The Swan' by Camille Saint-Saëns. The score is written for piano and violin. The piano part is in the upper staves, and the violin part is in the lower staves. The key signature is three sharps (F#, C#, G#), and the time signature is common time (C). The piano part features a series of sixteenth-note runs in the right hand, often marked with 'f' (forte) and 'mf' (mezzo-forte). The violin part consists of a single melodic line, often marked with 'f' and 'mf'. The score is divided into measures by vertical bar lines, and the piano part includes fingerings (1, 2, 3, 4, 5) and breath marks (v). The violin part includes fingerings (1, 2, 3, 4, 5) and breath marks (v). The score is a page from a larger work, as indicated by the page number '1' in the top right corner.

民 歌

Moderato

79

(我去泉水边)

79

(我去泉水边)

Moderato

**Allegretto**

80 *mf*

*leggero* (轻快地)

*f* *p*

倚音 记谱

奏法

注意：如果倚音后面的音符上没有任何标记，就必须保持其应有的时值。

**Allegretto**

81 *p*

*leggero*

*mf* *p*

A musical score for the song 'The Rose Tree'. The score is written for a single melodic line on a treble clef staff. The key signature is one sharp (F#), and the time signature is 4/4. The melody consists of several measures, some of which are marked with fingerings (1, 2, 3, 4) and slurs. The lyrics 'The Rose Tree' are written below the staff, aligned with the notes. The score is presented in a clean, black-and-white format.

### E大调音阶

A musical score for the song "The Rose Tree". The score is written for piano (p) and features a treble and bass staff. The key signature is three sharps (F#, C#, G#) and the time signature is 3/4. The melody is in the treble staff, and the accompaniment is in the bass staff. The score consists of five measures. The first measure has a treble staff with a quarter note G5, an eighth note F#5, and a quarter note E5, followed by a triplet of eighth notes D5, C#5, and B4. The bass staff has a quarter note G4, an eighth note F#4, and a quarter note E4, followed by a triplet of eighth notes D4, C#4, and B3. The second measure has a treble staff with a quarter note D5, an eighth note C#5, and a quarter note B4, followed by a triplet of eighth notes A4, G4, and F#4. The bass staff has a quarter note D4, an eighth note C#4, and a quarter note B3, followed by a triplet of eighth notes A3, G3, and F#3. The third measure has a treble staff with a quarter note A4, an eighth note G4, and a quarter note F#4, followed by a triplet of eighth notes E4, D4, and C#4. The bass staff has a quarter note A3, an eighth note G3, and a quarter note F#3, followed by a triplet of eighth notes E3, D3, and C#3. The fourth measure has a treble staff with a quarter note G4, an eighth note F#4, and a quarter note E4, followed by a triplet of eighth notes D4, C#4, and B3. The bass staff has a quarter note G3, an eighth note F#3, and a quarter note E3, followed by a triplet of eighth notes D3, C#3, and B2. The fifth measure has a treble staff with a quarter note F#4, an eighth note E4, and a quarter note D4, followed by a triplet of eighth notes C#4, B3, and A3. The bass staff has a quarter note F#3, an eighth note E3, and a quarter note D3, followed by a triplet of eighth notes C#3, B2, and A2. The score ends with a double bar line and a repeat sign.

## Allegretto

The musical score for 'The Rose Tree' is written for piano in 3/4 time with a key signature of three sharps (F#, C#, G#). The piece consists of six measures. The first measure features a treble clef, a key signature of three sharps, and a 3/4 time signature. The melody begins with a quarter note G#4, followed by a quarter note A4, and a quarter note B4. The bass line starts with a half note G#3, followed by a half note A3. The second measure continues the melody with a quarter note C5, followed by a quarter note D5, and a quarter note E5. The bass line has a half note B2, followed by a half note C3. The third measure shows the melody with a quarter note F#5, followed by a quarter note G5, and a quarter note A5. The bass line has a half note D3, followed by a half note E3. The fourth measure continues the melody with a quarter note B5, followed by a quarter note C6, and a quarter note D6. The bass line has a half note F#3, followed by a half note G3. The fifth measure shows the melody with a quarter note E6, followed by a quarter note F#6, and a quarter note G6. The bass line has a half note A3, followed by a half note B3. The sixth measure concludes the piece with a quarter note A6, followed by a quarter note B6, and a quarter note C7. The bass line has a half note C4, followed by a half note D4. The piece is marked with a forte 'f' dynamic and includes fingerings (1, 4, 5, 3, 1, 3) and slurs for both hands.

A musical score for the song 'The Rose Tree'. The score is written for a piano, with a treble and bass staff. The key signature is three sharps (F#, C#, G#), and the time signature is 3/4. The melody is in the treble staff, and the accompaniment is in the bass staff. The score consists of five measures. The first measure has a treble staff with a quarter note G4, a quarter note A4, and a quarter note B4, followed by a quarter rest. The bass staff has a quarter note G2, a quarter note A2, and a quarter note B2, followed by a quarter rest. The second measure has a treble staff with a quarter note G4, a quarter note A4, and a quarter note B4, followed by a quarter rest. The bass staff has a quarter note G2, a quarter note A2, and a quarter note B2, followed by a quarter rest. The third measure has a treble staff with a quarter note G4, a quarter note A4, and a quarter note B4, followed by a quarter rest. The bass staff has a quarter note G2, a quarter note A2, and a quarter note B2, followed by a quarter rest. The fourth measure has a treble staff with a quarter note G4, a quarter note A4, and a quarter note B4, followed by a quarter rest. The bass staff has a quarter note G2, a quarter note A2, and a quarter note B2, followed by a quarter rest. The fifth measure has a treble staff with a quarter note G4, a quarter note A4, and a quarter note B4, followed by a quarter rest. The bass staff has a quarter note G2, a quarter note A2, and a quarter note B2, followed by a quarter rest.

A musical score for the song 'The Rose Tree'. It features a treble and bass staff with a key signature of three sharps (F#, C#, G#) and a common time signature (C). The melody is written in the treble staff, and the accompaniment is in the bass staff. The score includes a series of eighth and sixteenth notes, with fingerings indicated by numbers 1-5. A large slur covers the first two measures of the melody. The piece ends with a double bar line.



## Allegretto

82


*dolce* *mf* *dim.* *f* *dim.* *p* *cresc.*

## Allegretto

83

*mf* *f* *mf* *f* *cresc.*





### Allegretto



## 瑞士民歌

### Moderato



## Moderato

86



## Allegro moderato

87



## Moderato

*staccato* 断奏, 要弹得短而清楚

**Allegro moderato**

## Moderato

88

*dolce*

88

*dolce*

*f* *p*

*pp* *p*

*f*

## Andante

89

89

*mf*



### Allegretto



*mf*

*cresc.*

*p*

## Allegretto

91

*dolce*

*f*

*cresc.*

*f*

*dim.*

*p*



Andante

92 *p* (小姐姐)

*mf*

*p* *marcato*

*mf* *p*

## 俄罗斯民歌

Andante

93 *p* (美丽的明卡, 我必须离开)

*mf*

*p*



## F大调音阶



## Allegro moderato



## Allegretto



## 古德意志民歌

## Andante





**Allegro (活泼、生动)**



## Allegretto

97

*mf*

*f*

*dim.*

*cresc.*

## Allegro

98

*mf*

*f*

*cresc.*

## Allegretto

99

*mf* (没有火, 没有煤)

## Allegro moderato

101

101

*mf*

*cresc.*

*f*

*dim.*

*mf*

*cresc.*

*p*

*cresc.*

*dim.*

*p*

*cresc.*

*dim.*





### Moderato

102



此音由1指弹下，后换用3指；换指动作要快，且不击键发音。这是同音换指。

## 民 歌

103 *mf* (冬天已过去)

*legato*

## 法 兰 西 民 歌

104 *Andante* *p*



# 可爱的家

( 英格兰民歌 )

### Andante

105

## 民 歌

(可爱的五月)

106 **Allegro**

*mf*

*f*

*mf*

## 苏 萨 尼

(圣 诞 歌)

107 **Moderato**

*p*

*pp*

*mf*

*p*

右手弹奏

1

1 2 1 2 1 2

这种指法适合手小者弹奏

右手弹奏

2

1 3 1 3 1 2

这是常用的指法

左手弹奏

3

3 2 1 3 2 1

这种指法适合手小者弹奏

左手弹奏

4

4 3 1 3 2 1

这是常用的指法

右手弹奏

5

1 1 1 1 1 1

左手弹奏

6

1 1 1 1 1 1

7

1 2 1 2 3 1

2 1 2 1 2 3

4 3 2 1 2 1

2 1 3 2 1 2

**Allegro moderato**

108

[illegible]

## Allegro moderato

109

This musical score is for a piano piece, measures 109 through 114, in 3/4 time and the key of D major. The tempo is marked "Allegro moderato". The score is written for a grand piano with a treble and bass staff. Measure 109 begins with a forte (*f*) dynamic. The right hand plays a series of eighth notes, while the left hand plays a steady eighth-note accompaniment. Measure 110 features a piano (*p*) dynamic shift in the right hand, with a crescendo leading back to forte. Measure 111 continues with a mezzo-forte (*mf*) dynamic. Measure 112 shows a piano (*p*) dynamic in the right hand, followed by a crescendo. Measure 113 features a piano (*p*) dynamic in the right hand, with a crescendo leading to a forte (*f*) dynamic in measure 114. The score includes various musical notations such as slurs, ties, and fingerings. The key signature has two sharps (F# and C#). The time signature is 3/4. The dynamics range from *f* to *p*, with *mf* and *cresc.* markings. The piece concludes with a final chord in measure 114.

# 附 录

## 手 指 练 习

下列手指练习适当地配合本教程中的有关练习使用，并可扩展到两个八度的音域。每条练习须反复数次。

### 右 手 弹 奏







### 左手弹奏



*sempre legato*





13   
14   
15   
16   
17   
18   
19   
20   


21

22

*sempre legato*

23

24

25

26

27

*sempre legato*

28

The image shows a page of musical notation for piano, measures 26 through 28. The music is in 3/4 time and features complex, rapid sixteenth-note passages in both hands. Measure 26 has a large slur over the right hand. Measure 27 includes the instruction "sempre legato" and a slur over the right hand. Measure 28 has fingerings like 1 3 5 1 3 5 and 5 3 1 5 3 1. The page ends with a double bar line.

29

Measures 29-30. Treble and bass staves. Treble clef, common time (C). Fingerings: 1, 5, 1, 1, 1, 3, 5. The music consists of eighth-note patterns.

Measures 30-31. Treble and bass staves. Treble clef, common time (C). Fingerings: 1, 1, 3. The music consists of eighth-note patterns.

30

Measures 31-32. Treble and bass staves. Treble clef, common time (C). Fingerings: 1, 1, 1, 1, 1, 3. The music consists of eighth-note patterns.

Measures 32-33. Treble and bass staves. Treble clef, common time (C). Fingerings: 3, 3, 3. The music consists of eighth-note patterns.

31

Measures 33-34. Treble and bass staves. Treble clef, common time (C). Fingerings: 1, 1, 1, 1, 1, 5, 3. The music consists of eighth-note patterns.

Measures 34-35. Treble and bass staves. Treble clef, common time (C). The music consists of eighth-note patterns.

Measures 35-36. Treble and bass staves. Treble clef, common time (C). The music consists of eighth-note patterns.

32

1 2 5 4 3 2 1 2 5 4 3 2 1 1

5 3 1 2 3 4 5 3 1 5 3 1

5 2 1 1 3 5 1 3 5

33

1 3 2 4 3 5 1 3 2 4 3 5 1 1

5 3 4 2 3 1 5 3 4 2 3 1

5 3 4 2 3 1 5 3 4 2 3 1

1 3 2 4 3 5 1 3 2 4 3 5

5 1

34

3 4 5 4 2 3 4 5 4 2 3 4 5 4 2 3 4 5 4 2

3 2 4 1 2 3 2 4 1 2 3 2 4 1 2 3 2 4 1 2

*simile*

5 4 3 4 5 4 3 4 5 4 3 4 5 4 3 4

1 3 2 4 1 2 1 3 2 4 1 2 1 3 2 4 1 2



## 24条大调和小调音阶

排列的次序是根据相似的指法，并便于大调和小调音阶做对比。

### 1. C大调音阶



### 6. d小调音阶



### 2. c小调音阶



### 7. A大调音阶



### 3. G大调音阶



### 8. a小调音阶



### 4. g小调音阶



### 9. E大调音阶



### 5. D大调音阶



### 10. e小调音阶



## 11. B大调音阶



## 12. b小调音阶



## 13. F大调音阶



## 14. f小调音阶



## 15. bB大调音阶



## 16. bb小调音阶



## 17. bE大调音阶



## 18. be小调音阶



## 19. bA大调音阶



## 20. ba小调音阶



## 21. bD大调音阶



## 22. #c小调音阶





23.  $\sharp F$ 大调音阶24.  $\sharp f$ 小调音阶

除了上列小调音阶外，常用的还有下列两种。

旋律的



弗里吉亚式



## 调的序列及大小调的相互关系

C大	a小	G大	e小	D大	b小
A大	$\sharp f$ 小	E大	$\sharp c$ 小	B大	$\sharp g$ 小
$\sharp F$ 大	$\sharp d$ 小	$\sharp C$ 大	$\sharp a$ 小	F大	d小
$\flat B$ 大	g小	$\flat E$ 大	c小	$\flat A$ 大	f小
$\flat D$ 大	$\flat b$ 小	$\flat G$ 大	$\flat e$ 小	$\flat C$ 大	$\flat a$ 小

## 音乐术语释义表

<b>Allegretto</b>	小快板
<b>Allegro</b>	快板
<b>Allegro moderato</b>	中速的快板
<b>Andante</b>	行板
<b>Moderato</b>	中板
<b>Tempo Moderato</b>	中速
<b>Comodo</b>	从容地
<i>cresc.</i>	渐强
<i>crescendo</i>	渐强
<i>dim.</i>	渐弱
<i>dolce</i>	柔和地
<i>legato</i>	连奏
<i>leggiero</i>	轻快活泼地
<i>marcato</i>	强调地
<i>poco cresc.</i>	稍渐强
<i>poco stacc.</i>	稍断奏
<i>ritard.</i>	渐慢
<i>sempre legato</i>	始终连线
<i>simile</i>	始终如此
<i>staccato</i>	断奏