

经全国中小学教材审定委员会  
2003年初审通过

义务教育课程标准实验教科书

# 英语

(PEP)

## PEP PRIMARY ENGLISH STUDENTS' BOOK

(供三年级起始用)

六年级 上册

(中国) 课程教材研究所  
英语课程教材研究开发中心 合编  
(加拿大) Lingo Media 国际集团



人民教育出版社



# 英语 (PEP)

(供三年级起始用)

六年级 上册

## PEP PRIMARY ENGLISH STUDENTS' BOOK

(中国) 课程教材研究所  
英语课程教材研究开发中心 合编  
(加拿大)  Lingo Media 国际集团

人民教育出版社

Copyright © 2003 Lingo Media and People's Education Press. No part of this book may be reproduced or transmitted in any form or by any means, without permission in writing from the publisher.  
版权共有，未经出版社书面同意，任何人不得以任何形式或方式复制或转换本作品的任何部分。

义务教育课程标准实验教科书

英语 (PEP)

(供三年级起始用)

六年级 上册

课程教材研究所  
(中国) 英语课程教材研究开发中心 编  
(加拿大) Lingo Media 国际集团

\*

人民教育出版社出版

(北京沙滩后街 55 号 邮编: 100009)

网址: <http://www.pep.com.cn>

× × × × 出版社重印

× × × × 新华书店发行

× × × × 印刷厂印装

\*

开本: 787 毫米 × 1 092 毫米 1/16 印张: 6.5

0000 年 00 月第 0 版 年 月第 次印刷

印数: 00 001 ~ 000 000

ISBN 7-107-17571-8

G · 10660 (课)

定价: 元

著作权所有，请勿擅用本书制作各类出版物，违者必究  
如发现印、装质量问题，影响阅读，请与印厂联系调换。

中方主编：龚亚夫

中方副主编：吴悦心

加方主编：David Booth Larry Swartz

编者：徐永红 李红燕 朱伟明

李剑春

Jack Booth Sandra Purchase

Suzanne Robare

责任编辑：王战旗 刘荔芳 马剑辉（其中刘荔芳、马剑辉参加编写）

美术编辑：林荣桓

插图：北京吴天文化传播有限公司

版式设计：林荣桓 吴悦心 王战旗

封面设计：林荣桓

封面绘图：王玉群

Lingo Media acknowledges with appreciation the assistance of the Canadian International Development Agency (CIDA) Inc.

We acknowledge the financial support of the Government of Canada through the Book Publishing Industry Development Program (BPIDP) for our publishing activities.

灵通传媒感谢加拿大国际发展署的资助，并感谢加拿大政府通过图书出版产业发展计划向该项目提供的资助。



# 前言

亲爱的同学们：

你们好！祝贺你们进入了小学高年级的学习。翻开新课本，你们的感受一定和以前不同吧？对！在三、四、五年级学习的基础上，我们又调整了形式，为你们编写了新课本，对你们学习英语提出了更高的要求！

在编写后两册课本时，我们又请了几位在小学任教的英语教师一起参加，她们提供了新的想法。同时，我们也听取了其他小学教师的意见，对课本的框架做了一些修改。比如：我们增加了 Let's start 部分，是为新单元的学习进行热身。

学习外语，需要有大量听与读的“输入”。所以，我们在课本中还增加了听的练习，Let's try。一开始如果听不习惯或者听不懂，这也是很正常的，反复听几遍，对于连读，不发音的字母等就慢慢熟悉了。

在 Let's talk 部分，我们增加了可供替换的内容。学习对话，不能只靠机械地背诵，更重要的是通过所学的语言来做事情。这一部分的练习就是为了让同学们有灵活运用机会。我们希望同学们尽快使用所学的语言来讨论你们感兴趣的事情，表达你们自己的想法，了解其他同学的情况——这就是交流。当然，还可以做游戏，唱歌，念韵诗等。

阅读是吸收语言的重要途径。其中有些生词不认识也不要紧，可以通过语境先猜猜单词的意思。实际上，只要读懂大意就是在掌握语言。

你们可以看到本套课本中每个单元都分为 A、B、C 三部分。A、B 部分要求掌握，C 部分可以选学，其中 Good to know 和 Story time 都是为了增加语言文化方面的知识，看不懂的地方你们可以多问，如果你们知道的更多，还可以讲给大家听。

课本当中的语音部分也很重要。我们学习的是一种外国语，它的发音和写法与我们汉语有很大的差别。我们在六年级上册课本的语音部分设计了读音，连线的练习，相信你们会喜欢。重要的是，这些练习对你们学习英语很有帮助。

这套课本是为同学们编写的，所以如果你们有什么想法，喜欢什么，不喜欢什么，可以写信给我们。来信请寄北京市东城区沙滩后街 55 号人民教育出版社英语室 PEP 小学英语项目组收，邮政编码是 100009。

祝你们学习成功！

作者和编辑

## 说 明

《义务教育课程标准实验教科书 英语(PEP)》(供三年级起始用)是课程教材研究所英语课程教材研究开发中心与加拿大Lingo Media国际集团合作编写的一套全新的中小学衔接的英语教材。这套教材根据教育部制定的《国家英语课程标准》和《小学英语教学基本要求(试行)》编写而成。小学教材共八册,每学期一册,与新课程初中英语教材衔接使用。

本套教材每册分为八个单元,其中包括两个复习单元。每单元分为A、B、C三部分。A、B部分要求掌握。B部分是A部分语言的扩展。C部分供选学,是A、B部分知识的扩展和综合的语言运用。《义务教育课程标准实验教科书 英语(PEP)》六年级上册,供以小学三年级为起点开设英语的学校第四学年第一学期使用。

本套教材的顾问是:邓炎昌、丁往道和胡文仲。编委会主任是刘道义。编委会副主任是:魏国栋、龚亚夫、郝建平。郑文在本册编写过程中提出了宝贵的修改意见,特此表示感谢。

课 程 教 材 研 究 所  
英语课程教材研究开发中心



# CONTENTS

Unit 1 How Do You Go There? ----- 2

Unit 2 Where Is the Science

Museum? ----- 14

Unit 3 What Are You Going to Do?

----- 26



Recycle 1 ----- 38

Unit 4 I Have a Pen Pal ----- 44

Unit 5 What Does She Do? ----- 56

Unit 6 The Story of Rain ----- 68

Recycle 2 ----- 80

Words in Each Unit ----- 86

Vocabulary ----- 91







Mike



Chen Jie



Miss White



Amy



Wu Yifan



Sarah



Liu Yun



John



Mr Black



Zhang Peng





# UNIT ONE

# 1



## Let's start



There are many ways to go somewhere. Look at these pictures. Do you know what they are?



Let me see....



## Let's chant E

How do you go to school?

Sometimes by bike,

Sometimes by car,

But I never go by train.

How do you get to Paris?

Never on foot, never by bike,

Always by car, bus, or plane.





# HOW DO YOU GO THERE?





# A



## Let's learn E

How do you go to school?

I go to school by bike.

How do you go to Canada?

I go by plane.



by plane



by ship



on foot



by bike



by bus



by train



by subway



## Let's play

How do you go to school?

I go to school on foot.

How do you go to the USA?

I go by plane.





## Let's try E

Listen and circle.



## Let's talk E

*Liu:* How do you go to school, Sarah?

*Sarah:* My home is near. **Usually** I go to school on foot.

**Sometimes** I go by bike. What about you?

*Liu:* I usually go to school by bus.



## Group work

How do you go to school?



Usually I go to school on foot, because my home is near.

How do you go to school?



Usually I go to school by bus, because it's fast.





# Let's read E



*Zhang:* Sarah, let's go to the park this afternoon.

*Sarah:* Great! But how do we go to the park?

*Zhang:* It's easy. Come to my home by bike. We can go to the bus stop on foot. Then we go to the park by bus.

*Sarah:* OK. But where is your home?

*Zhang:* My home is near the post office.

*Sarah:* Which floor?

*Zhang:* The fifth floor, Room 5A.

*Sarah:* OK! This afternoon. See you at 2 o'clock.

*Zhang:* See you then!

## Answer the questions.

- (1) How do Zhang Peng and Sarah go to the park?  
First, they meet at Zhang Peng's home. Next, they can \_\_\_\_\_.  
Then they \_\_\_\_\_.
- (2) Where is Zhang Peng's home?  
His home is \_\_\_\_\_.



# B



## Let's learn E

Look at the traffic lights.



Remember the traffic rules!



Stop at a red light. Wait at a yellow light. Go at a green light.



## Let's play

Yellow light!



Red light!



Green light!







# Let's try E

Listen and tick.



# Let's talk E

Jim: How can I get to Zhongshan Park?

Chen: You can go by the No. 15 bus.

Jim: Can I go on foot?

Chen: Sure, if you like. It's not far.





# Let's read E



The traffic lights are the same in every country. There are always three lights: red, yellow and green. Red means "Stop". Yellow means "Wait", and green means "Go". In China, drivers drive on the right side of the road. In the US, drivers drive on the right side, too. In England and Australia, however, drivers drive on the left side of the road. If you go by car, by bike or on foot, you must know the traffic rules.

## Read and tick or cross.

- (1) There are always three lights in every country: red, yellow and green. ( )
- (2) Yellow light means "Go". ( )
- (3) In China, drivers drive on the right side of the road. ( )
- (4) In the US, drivers drive on the left side. ( )
- (5) If you go on foot, you don't have to know the traffic rules. ( )





# C



## Task time

1. Ask 6 classmates questions.

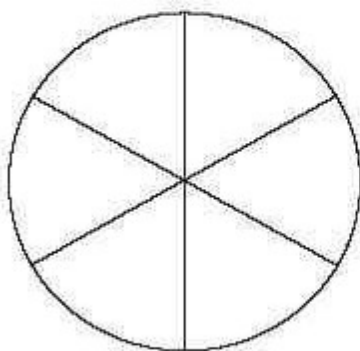
How do you go to school?



I go to school by ...

Way Name					Others

2. Make a chart.



on foot

by bike



by bus

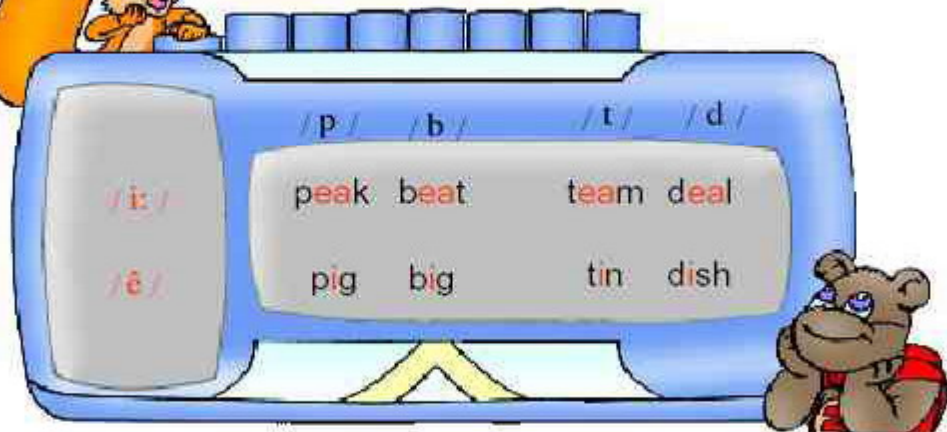
by subway

others





# Pronunciation E



Read and match.



dish



beach



pin

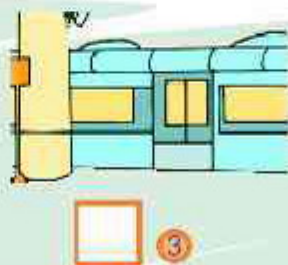


tea



## Let's check E

Listen and tick or cross.





# Good to know



Look, read and match.



A



B



C



D



E



F

1. Crosswalk ( B )

2. Turn right ( )

3. One way ( )

4. No entry ( )

5. No bikes ( )

6. No left turn ( )



# Let's sing E

## How Do You Go to School?

1=D  $\frac{2}{4}$

$\underline{5}$  |  $\underline{1 \cdot 1}$   $\underline{1 \quad 1}$  |  $\underline{1 \cdot 2}$  |  $\underline{3 \cdot 3}$   $\underline{3 \quad 3}$  |  
 I go to school by bus. I go to school by  
 How do you go to school? How do you go to  
  
 $\underline{3}$  — |  $\underline{5 \quad 5}$   $\underline{5 \quad 6}$  |  $\underline{5 \quad 3}$   $\underline{1 \cdot 2}$  |  
 bus. I can go to school on foot, but  
 school? Can you go by ship or train?  
  
 $\underline{3 \quad 3}$   $\underline{2 \quad 2}$  |  $\underline{1 \cdot}$  ||  
 it is ve- ry far.  
 How do you go to school?







# story time E



**Zoom:** Here are 15 dollars. Let's go to a fast food restaurant for lunch.  
**Zip:** How do we go there?



**Zoom:** How about by taxi?  
**Zip:** It's too expensive!



**Zoom:** What's your idea?  
**Zip:** Let's walk there. It's good exercise.



**Zoom:** Do you know the traffic rules?  
**Zip:** Sure.



**Zip:** Be quick. There are no people here.  
**Zoom:** Oh no. It's a red light.



**Policeman:** Sorry, sir. It's against the traffic rules. That's a 15 dollar fine.  
**Zip:** Ah... But our lunch?!  
**Zoom:** I'm really sorry, sir.





# UNIT TWO

# 2

## Let's start



There is a hospital in the middle. The post office is near the hospital on the right. The bookstore is on the left. Read and match!



hospital

bookstore

post office

## Let's chant E

Where is the post office?

Next to the hospital.

Where is the hospital?

Next to the cinema.

Where is the cinema?

Next to the bookstore.

Where is the bookstore?

Go straight ahead.





## WHERE IS THE SCIENCE MUSEUM?

MUSEUM

Where is the library?

It's in front of the school.

SCHOOL

POST OFFICE

SUPERMARKET

LIBRARY

There is a dinosaur show in the museum today. How can I get to the museum?

First, go straight. Next, turn left at the post office. Then, turn left at the school. You'll see it.



# A



# Let's learn E



post office



hospital



cinema



bookstore



science museum



## Pair work

1. Write the places in the boxes.
2. Ask and answer.

library, post office, park,  
zoo, hospital, cinema,  
museum, bookstore

Museum		







# Let's try E

Listen and circle.

1



A



B



C

2



A



B



C



# Let's talk E

*Liu:* Excuse me, is there a cinema near here?

*Policeman:* Yes, there is.

*Liu:* **Where is the cinema, please?**

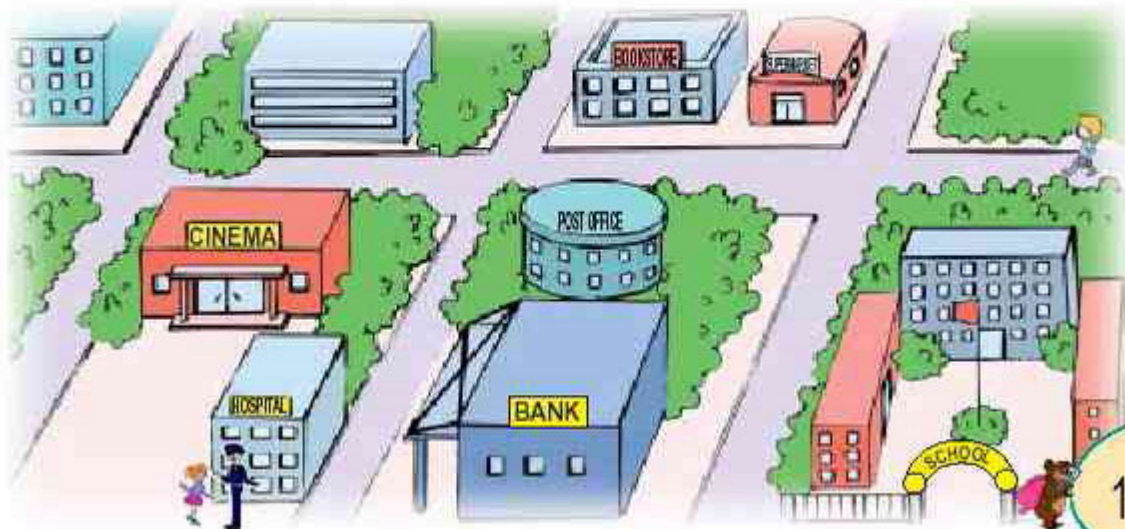
*Policeman:* **It's next to the hospital.**

*Liu:* Is it far from here?

*Policeman:* No, it's not far.

*Liu:* Thank you.

*Policeman:* You're welcome.





# Let's read E



*Chen:* What are you going to do after school?

*Mike:* I want to buy a pair of shoes. Where is the shoe store?

*Chen:* It's next to the hospital.

*Mike:* How can I get to the hospital?

*Chen:* You can go by the No.301 bus. Get off at the cinema. Then walk straight for three minutes. The hospital is on the left.

*Mike:* Thank you.

*Chen:* You are welcome.

**Put these instructions to the shoe store in order.**

- (1) Walk straight for three minutes to the hospital.
- (2) Get on the No.301 bus.
- (3) Get off at the cinema.
- (4) Go next to the shoe store.

\_\_\_\_\_ → \_\_\_\_\_ → \_\_\_\_\_ → \_\_\_\_\_





# B



## Let's learn

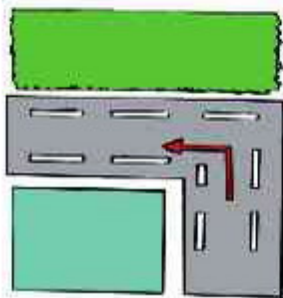
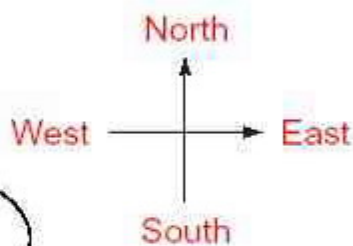
# E



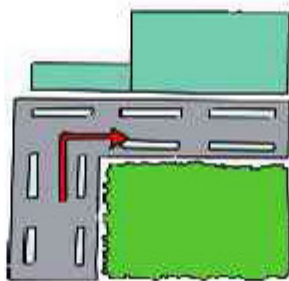
How can I get to the museum?



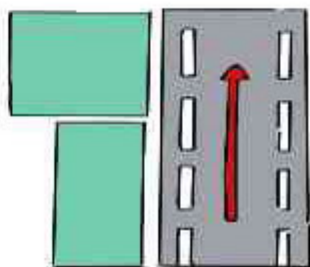
Go straight for five minutes. Then turn left.



turn left




turn right



go straight



## Let's play



Put the flag on the school.

West!  
West!



Turn right!



## Let's try E

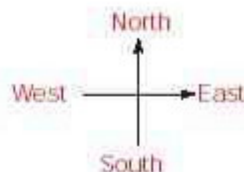
Listen and circle.

- A
1. Take the No. 12 bus.
  2. Turn left at the bookstore.
  3. It's near the cinema.

- B
1. Take the No. 12 bus.
  2. Get off at the hospital.
  3. It's next to the cinema.



## Let's talk E



Amy: Excuse me. Where is the post office?

Wu: It's east of the cinema.

Amy: And then?

Wu: **Turn left at the cinema, then go straight. It's on the left.**

Amy: Thank you!



## Group work

Guess what place it is.

Is it far from our school?

No, it's not far. Turn right at the school. Then go straight. It's on the left.

It's the post office!





# Let's read E



Dear Amy,

Please come to my twelfth birthday party at 6 pm on Saturday.

Now let me tell you how to come:

1. Start from the bus stop in front of our school.
2. Take the No. 17 bus.
3. Get off at the post office.
4. Walk east for three minutes.
5. Find the white building on the left.
6. Look for me near the door.

Yours,  
Sarah

## Choose the best answer.

- (1) Amy is one year older than Sarah. How old is Amy?  
A. 11      B. 12      C. 13
- (2) Sarah's home is \_\_\_\_\_ of the post office.  
A. west      B. east      C. north
- (3) What's the colour of the building Sarah lives in?  
A. White      B. Red      C. Green

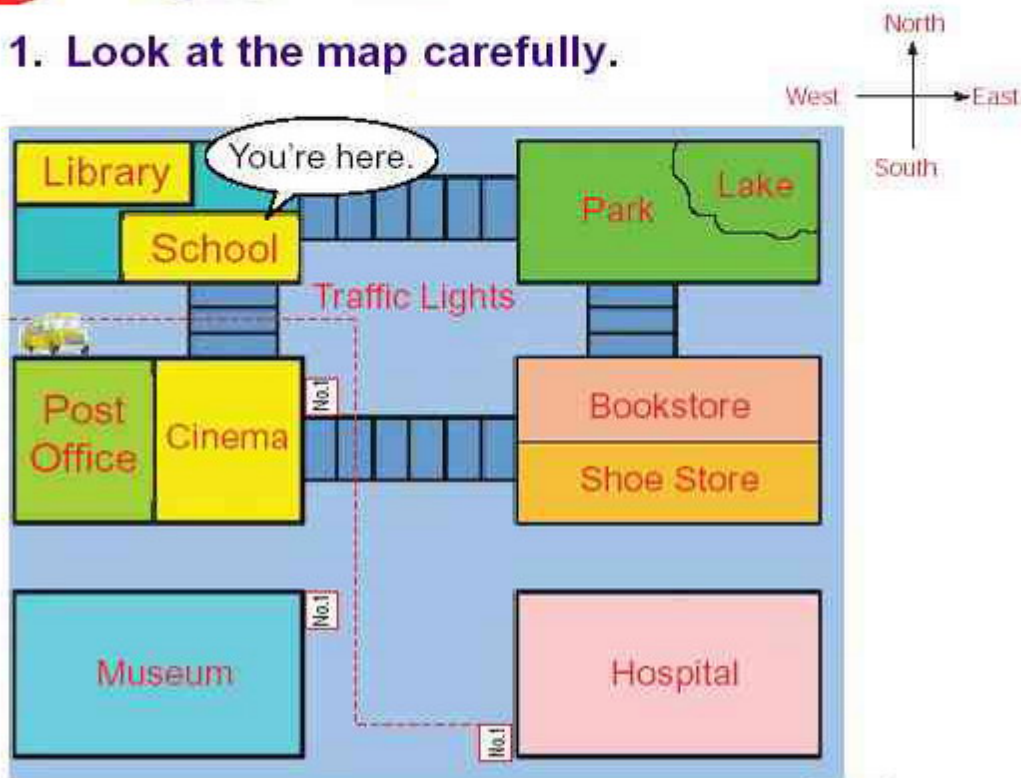


# C



## Task time

1. Look at the map carefully.



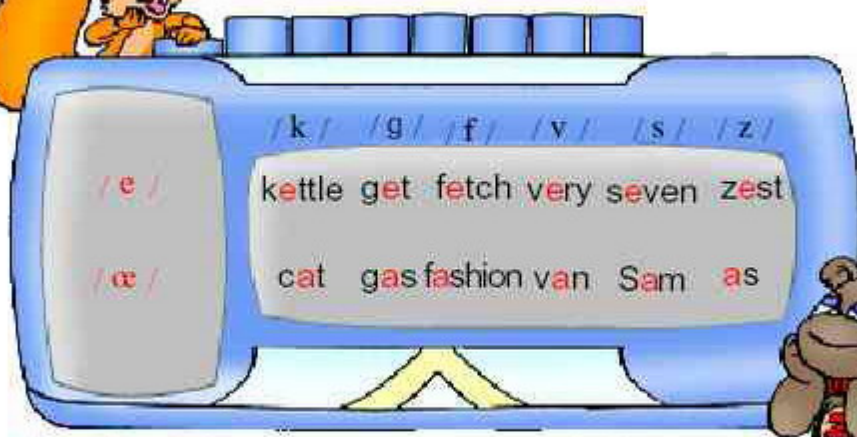
2. Ask and answer.



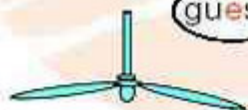




# Pronunciation E



Read and match.



guess



van

kettle



fan



## Let's check E

Listen and circle.





# Good to know

How to use a map.

When using a map, pay attention to the following things:

1. the title
2. north pointer
3. symbols
4. scale.



# Let's sing E

## Where Are You Going?

1=E  $\frac{2}{4}$

$\frac{5}{\cdot}$	$\frac{1}{\cdot}$	$\frac{1}{\cdot}$	$\frac{1}{\cdot}$	$\frac{5}{\cdot}$	$\frac{6}{\cdot}$	$\frac{6}{\cdot}$	$\frac{5}{\cdot}$	$\frac{5}{\cdot}$	$\frac{1}{\cdot}$	$\frac{1}{\cdot}$	$\frac{2}{\cdot}$
Oh!	Hurry!	Hurry!	Hurry!	Hurry!	Hurry!	Hurry!	Hurry!	Hurry!	Come a	- long	
Oh!	Hurry!	Hurry!	Hurry!	Hurry!	Hurry!	Hurry!	Hurry!	Hurry!	Come a	- long	
$\frac{3}{\cdot}$	$\frac{1}{\cdot}$	$\frac{3}{\cdot}$	$\frac{3}{\cdot}$	$\frac{3}{\cdot}$	$\frac{3}{\cdot}$	$\frac{4}{\cdot}$	$\frac{4}{\cdot}$	$\frac{4}{\cdot}$	$\frac{2}{\cdot}$	$\frac{2}{\cdot}$	$\frac{2}{\cdot}$
with	me	Are you	going	to the	mail?	Yes, I'm	going				
with	me	Are you	going	to the	zoo?	Yes, I'm	going				
$\frac{3}{\cdot}$	$\frac{3}{\cdot}$	$\frac{3}{\cdot}$	$\frac{1}{\cdot}$	$\frac{1}{\cdot}$	$\frac{1}{\cdot}$	$\frac{2}{\cdot}$	$\frac{2}{\cdot}$	$\frac{2}{\cdot}$	$\frac{1}{\cdot}$	$\frac{7}{\cdot}$	$\frac{5}{\cdot}$
to the	mail.	Is the	mail	near the	bank?	Yes, the	mail is				
to the	zoo.	Is the	zoo	near the	park?	Yes, the	zoo is				
$\frac{1}{\cdot}$	$\frac{1}{\cdot}$	$\frac{1}{\cdot}$	$\frac{1}{\cdot}$	$\frac{0}{\cdot}$							

near the bank.  
near the park.





# story time E



Zip: Where did you buy that?  
Boy: Dad bought it in Chinatown.  
But I don't know where it is.



Zoom: How can I get to Chinatown?  
Man: Maybe that way. I'm not sure.



Zip: Is Chinatown far from here?  
Old man: Chinatown? You are walking the  
wrong way. You can take the  
No. 8 bus to go there.



Zip: We are here!  
Zoom: Yeah.  
Zip: Look, here it is.



Zip: I want three.  
Zoom: One is enough.



Zip: Too tart!  
Zoom: I always tell you, "Look  
before you leap."

# UNIT THREE

# 3

## Let's start



What are you going to do this weekend?

I'm going to visit my grandparents, clean my room, watch TV....



## Let's chant




I'm going to buy a book,  
I'm going to take a look,  
I'm going to bake a cake,  
I'm going to walk near a lake.  
We are going to take a trip.  
We are going to take a sip.  
I'm going outside to play.  
I'm going to have a good day!





# WHAT ARE YOU GOING TO DO?



# A



# Let's learn



take a trip



read a magazine



go to the cinema

tomorrow

tonight

this morning

this afternoon

this evening

next week

What are you going to do this evening?



I'm going to the cinema.



# pair work

First, write the time. Then, talk with your partner.

Activities	When
Visit grandparents	tonight
Play sports	
Read books	
Clean my room	
Go to the science museum	

What are you going to do tonight?

I'm going to visit my grandparents.







# Let's try



Listen and tick or cross.

- [ ] I'm going to Beijing on the National Holiday.
- [ ] I'm going by train.
- [ ] I'm going with my aunt and uncle.
- [ ] I'm going to have a new computer.



# Let's talk



**Wu:** What are you going to do on the weekend?

**John:** I'm going to visit my grandparents this weekend.

**Wu:** Is it far?

**John:** Yes, so I'm going by train.



theme park / this afternoon    the Great Wall / next week

zoo / tomorrow



# Group work

Imagine you're a tour guide. Write the schedule for this weekend.

Saturday	Sunday
Morning	Morning
Afternoon	Afternoon
Evening Free Time	Evening

What are we going to do on Saturday morning?

We're going to ....





# Let's read



Hi, this is Liu Yun. I'm going to have a busy weekend! On Saturday, I'm going to the bookstore by subway. I'm going to buy a new CD and some story-books. Then, I'm going to go home and read the new books. On Sunday, I'm going to the supermarket with my mother. We're going after lunch. Then, in the evening, I'm going to visit



my aunt. We are going to watch TV together. That will be fun! What about you? What are you going to do on the weekend?

Write Liu Yun's weekend plan here.



On Saturday

On Sunday





# B



## Let's learn



What are you going to do?

I'm going to buy an English book in the bookstore.

When are you going?

This afternoon.



post card



magazine



dictionary



comic book



newspaper



## Let's play

Yes. Do you have comic books?

Can I help you?

Yes! Here they are!

I'm going to buy some comic books.

What are you going to buy, Sarah?





# Let's try



Listen and circle.



# Let's talk



Amy: Where are you going this afternoon?

Chen: I'm going to the bookstore.

Amy: What are you going to buy?

Chen: I am going to buy a comic book.

Amy: When are you going?

Chen: I am going at 3 o'clock.

What

Where

When



this evening



tomorrow morning



Sunday afternoon



# pair work

Let's do an interview.

Reporter's Questions

Answers

1. Where are you going this afternoon?

2. What are you going to do there?

3. When are you going?

Where are you going this afternoon?



I'm going to ....







# Let's read



*Chen*: What are you going to do this weekend?

*Sarah*: I'm going to plant trees.

*Chen*: Plant trees?

*Sarah*: Yes. I need some plants. So I'm going to the plant shop.  
What else? Let me see ....

*Chen*: Are you going to use any books?

*Sarah*: Yes. I'm going to the bookstore. I'm going to buy a  
magazine about plants.

*Chen*: That's great!

*Sarah*: I want to be a science teacher one day!

## Answer the questions.

(1) What is Sarah going to do on the weekend?

She is going to \_\_\_\_\_.

(2) Where is Sarah going to buy the plants?

She is going to buy the plants \_\_\_\_\_.

(3) What is Sarah going to buy in the bookstore?

She is going to \_\_\_\_\_.

(4) What does Sarah want to be in the future?

She wants to be \_\_\_\_\_.



# C



## Task time

1. Draw a picture and show what you are going to do in the future.



2. Ask and answer.



What are you going to do in 20 years' time?



I'm going to walk on the moon.

I'm going to be a soldier.

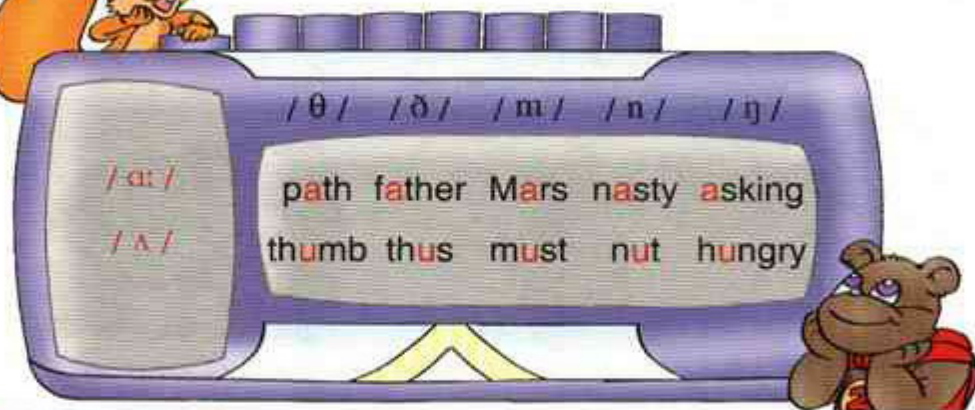


I want to be a computer expert.






# Pronunciation



Read and match.



## Let's check

Listen and circle.





# Good to know

Do you know people write words on different things?



on bones



on bamboo slips



on paper



on computers



# Let's sing

1=D  $\frac{2}{4}$

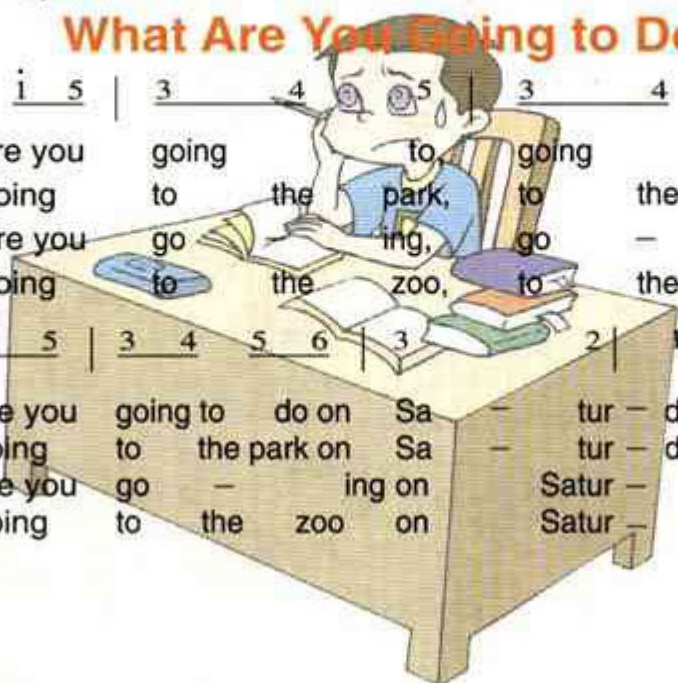
## What Are You Going to Do?

5. 5 | i 5 | 3 4 5 | 3 4 5 |

What are you going to, to,  
I'm going to the park, to the park.  
Where are you go ing, go ing?  
I'm going to the zoo, to the zoo.

5. 5 | i 5 | 3 4 5 6 | 3 2 | 1 0 ||

what are you going to do on Sa tur day?  
I'm going to the park on Sa tur day.  
Where are you go ing on Satur day?  
I'm going to the zoo on Satur day.







# story time



**Zip:** What are you going to do tomorrow?

**Zoom:** I'm going to learn how to swim.

**Zip:** OK. I'll teach you.



**Zoom:** Don't disturb me. I'm learning to swim.

**Zip:** How can you learn to swim without practicing it in a pool?



**Zip:** Come on. Let's go to the swimming pool.

**Zoom:** No. I will drown.



**Zip:** Go ... Catch this. Practice and you will learn.

**Zoom:** Help! Help!



**Zip:** Just try. This way... this way... OK, now you see?



**Zoom:** Oh, it's easy.

**Zip:** We should always remember  
"Learn by doing."



# Recycle 1



Let's read



Amy: How do we go to the park?

Chen: We can go by bike! Go straight from here. Then turn right. It's next to the hospital. Come on! Let's go!

Amy: No! Wait a minute. It's a red light.



Chen: Here it is, the north gate of the park.

Amy: The north gate? I want to go to the pet shop at the south gate. There is a big ice-skating area.

Chen: It's not far from here. We can go to the pet shop first. Then, we're going to ice-skate together!

Amy: Yeah!

**Read and tick or cross.**

- |                                                  |     |
|--------------------------------------------------|-----|
| (1) Amy and Chen Jie go to the park by bike.     | ( ) |
| (2) The park is next to the restaurant.          | ( ) |
| (3) The pet shop is at the south gate.           | ( ) |
| (4) The ice-skating area is near the north gate. | ( ) |







# Let's find out



**Look at the picture. Read the sentences, then write the places.**

- (1) If you want to buy a pet, you can go to the pet shop at the south gate.
- (2) If you hurt yourself when you play in the garden, you can go to the hospital to see a doctor.
- (3) If you are hungry, you can go to the restaurant. It's near the west gate.
- (4) If you want to read some books, go to the bookstore. It's next to the ice-cream cart.
- (5) Go out the north gate, turn right, and you can see the post office.
- (6) If you want to take a bus home, go out the east gate, and you can see the bus stop.





# Listen and match



# Let's chant



Where are you going?  
What are you going to do?  
I'm taking a trip  
To the Beijing Zoo.


We're going by bike.  
We're going by train.  
We live near Beijing,  
So we won't take a plane.







# Let's read



*Mike* : What are you going to do this afternoon?

*Zhang* : I'm going to visit my grandparents.

*Mike* : How do you get there?

*Zhang* : I get there by subway.

*Mike* : Where do they live?

*Zhang* : Their home is next to the Science Bookstore. I turn left at the traffic lights in front of the subway station, then go straight. Their home is on the left.

*Mike* : I'm going to the Science Bookstore this afternoon! I want to buy a new book.

*Zhang* : Let's go together after lunch.

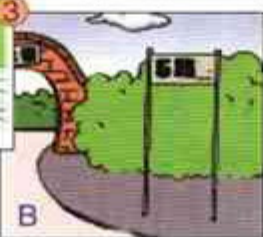
## Read and tick or cross.

- (1) Zhang Peng is going to visit his grandparents. ( )
- (2) Zhang Peng is going by bus. ( )
- (3) Mike is going to buy a book in the Science Bookstore. ( )
- (4) Zhang Peng's grandparents live next to the Science Museum. ( )
- (5) Mike and Zhang Peng are going after lunch. ( )





# Listen and choose



## Group work

My Dream Vacation			
Where	When	What	How
moon	next year	do a project	by spaceship

Where are you going?

When are you going?

I'm going to ....

What are you going to do there?

How do you get there?







# Read and match

One word for two points!



/ ðæt /

east

card

bus

that

/ ɪst /

/ 'tæksɪ /



/ get /

/ kɑːd /

this

thank

taxi

get

/ bʌs /

/ ðɪs /



/ θæŋk /



How many points have you got?



## Let's sing



### How Can I Get to the Zoo?

1=E  $\frac{2}{4}$

How can I get to the zoo? How can I get to the zoo?

You can take a bus there. You can take a taxi to the zoo.

You can ride a bike there. You can take a taxi to the zoo.



# UNIT FOUR

# 4



## Let's start

What's your hobby?

I like singing.



Swimming. What about you?

	Me	My partner	
swimming			
singing			
listening to music			
watching TV			
playing chess			
playing football			
playing the violin			



## Let's chant



Tell me about your pen pal. What does he like to do?

His hobby is painting, and that's my hobby too!


How does he go to school? Does he go to school by car?

No he goes on foot, because his school is not too far.





# I HAVE A PEN PAL



# A



## Let's learn



riding a bike



diving



playing the violin



collecting stamps



making kites

What is your hobby?



I like collecting stamps.



## Group work

Interview eight people and give a report.

What is your hobby?



I like playing football.

Three boys like playing football. Two boys like riding a bike. Two girls like listening to music. One girl likes collecting stamps.







# Let's try



Listen and circle.



1



2



# Let's talk



Wu: What's your hobby?

John: I like collecting stamps. What about you?

Wu: Me too. There is a stamp show Sunday. Let's go together.

John: I have a friend. He likes collecting stamps, too. Can he go with us?

Wu: Sure!

KITE SHOW  
TIME: SATURDAY  
PLACE: PARK

PAINTING SHOW  
TIME: SUNDAY  
PLACE: MUSEUM

BIKE SHOW  
TIME: SATURDAY  
PLACE: STADIUM



# Let's play

I like drawing pictures.

Chen Jie likes drawing pictures.  
I like playing football.

Chen Jie likes drawing pictures. Mike likes playing football. I like ....





# Let's read



To: Liu Yun@penpal.com  
From: Alice@penpal.com  
Dear Liu Yun,

I am happy to have a new pen pal. I live in Australia. I like swimming, diving, and riding my bike. My twin sister Ann likes drawing pictures and making kites. I like sports, but she likes art. We look the same, but we don't like the same things. Tell me something about you: what's your hobby?

Your new pen pal, Alice.



To: Alice@penpal.com  
From: Liu Yun@penpal.com  
Dear Alice,

Australia must be fun! I live in China with my mom and dad. I don't have a sister or brother. My mom is a singer. She likes swimming. My dad is a TV reporter. He likes listening to music. I like playing the violin and writing emails.

Your new friend, Liu Yun.

## Answer the questions.

- (1) What is Liu Yun's hobby? \_\_\_\_\_
- (2) What is her mother's hobby? \_\_\_\_\_
- (3) What is her father's hobby? \_\_\_\_\_
- (4) What is Alice's hobby? \_\_\_\_\_
- (5) What is her sister's hobby? \_\_\_\_\_





# B



## Let's learn



Does your pen pal live in Shanghai?

No, he doesn't. He **lives** in Beijing.



teaches English



goes to work by bus



watches TV at night



reads newspapers every day



## Let's practise

Tell about Bill's day.



goes to work by subway



teaches math



reads newspapers after lunch



goes home at 5 : 30



watches TV in the evening



goes to bed at 10

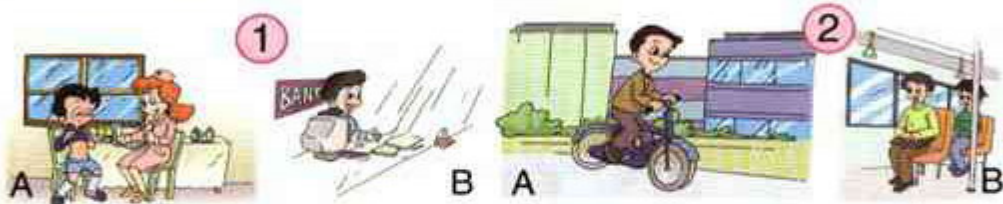




# Let's try



Listen and circle.



# Let's talk



Zhang: My mother is a teacher.

Sarah: Does she teach English?

Zhang: No, she doesn't. She teaches math.

Sarah: Does she teach you math?

Zhang: Yes, she does.

lives in the city



lives in the country



by subway



by bike



reads newspapers in the evening



watches TV in the evening



# Tick and say



His uncle lives in Urumqi.



	school	hospital	bank	by bike	by bus	on foot
uncle						
aunt						







# Let's read



## My New Friend

By Liu Yun



Alice is my new friend. She lives in Australia. Her father works in a school. He is a teacher. He goes to work by bus.

Her mother is a nurse. She works in a hospital. She goes to work by car.

Alice and her sister are twins. They look the same, but they are very different. Every morning, Alice goes to school by bike, but Ann goes to school on foot. Every evening, Alice reads newspapers. Her sister Ann watches cartoons on TV. Alice usually plays at the park on Saturday. Ann usually makes kites.



I write an e-mail to Alice every week. Alice says her family is going to China soon. I am excited.

### Answer the questions.

1. Does Alice go to school by bus?  
\_\_\_\_\_
2. Does her father work in a hospital?  
\_\_\_\_\_
3. Does he go to work by bus?  
\_\_\_\_\_
4. Does Ann go to school by bike?  
\_\_\_\_\_
5. Does Alice read newspapers every evening?  
\_\_\_\_\_



# C



## Task time

### 1. Put in the information.

Name: \_\_\_\_\_  
 I am a boy / girl.  
 I like \_\_\_\_\_.  
 I go to school by \_\_\_\_\_.  
 I \_\_\_\_\_ in the evening.

### 2. Put your cards together. Choose one and find out whose it is.







# Pronunciation



Read and match.



earth



shirt



learn



mirror



# Let's check



Listen and write the answers.

- (1) Does Bill live in Australia?
- (2) Does he work in a car company?
- (3) Does he go to work by bus?
- (4) Does he read newspapers on the bus?
- (5) Does he play basketball in the evening?
- (6) Does he play basketball on weekends?

---



---



---



---



---



---





# Good to know

How to address an envelope to your friend in a foreign country.

return address (sender)

Liu Yun  
55 Shatan Houjie  
Dongcheng District  
Beijing, P.R.C. 100009



stamp

Nicholas Smith  
151 Bloor St. West  
Toronto, Ontario  
Canada M5S1S4

name

street address

city, province (state)

postal code



# Let's sing



## My Pen Pal

1=F  $\frac{3}{4}$

5 5 3 . 2 1 | 2 1 6 5 | 3 - | 3 5 5 |  
My pen pal lives far a - way. I  
He will come to Chi - na one day. There  
3 . 2 1 | 1 7 1 | 2 - | 2 5 5 |  
write to him on Fri - day. His  
are so many games we can play. We can  
3 . 2 1 | 2 1 6 5 | 3 3 3 |  
hob - bies are the same as mine. collec -  
go to parks by bikes. And  
6 2 1 | 7 6 1 | 1 0 ||  
ting stamps and skat - ing in line.  
we can fly beautiful kites!







# Story time



Joe: Do monkeys live in the mountains?

Dad: Yes, they do.

Joe: I love monkeys, don't you?

Dad: Me too.



(Suddenly Joe sees a monkey.)

Joe: Look! A little monkey. It's hurt.

Dad: Yes.



Joe: Let's take care of him.

Mom: OK. How about naming it Ben?

Joe: Great!



Mom: Ben can't live with us for ever. Let's give it to the zoo.

Joe: No, no ....



Joe: (Sobbing) No, let him stay with us.

Mom: Joe, let's go.



Parents: Hey, Joe. What are you doing?

Joe: I love Ben. I'll live with him from now on.



# UNIT FIVE

# 5

## Let's start



I **teach** lessons. I am a **teacher**.

I **clean** streets. I am a \_\_\_\_\_.

I **sing** songs. I am a \_\_\_\_\_.

I **dance**. I am a \_\_\_\_\_.

I **drive** cars. I am a \_\_\_\_\_.

I **write** stories. I am a \_\_\_\_\_.



## Let's chant



His father is an actor,  
My dad's a cleaner at the zoo.  
Her father is a doctor.  
What does your father do?



His father goes to work by car,  
My dad goes to work by bus.  
Her father goes by bicycle.  
They work hard every day for us!





# WHAT DOES SHE DO?

• That is my uncle.

• He's an engineer.

• What does he do?

• Where does he work?

• He works in an air-conditioner company.

How does Zip go to school?

She goes to school on foot.

Ha ha! Zoom takes me to school.



# A



## Let's learn



singer



writer



TV reporter



actor



actress



artist

What does your father do?



He's a teacher.



## Group work

What are you going to be?



I am going to be a ....



Amy is going to be an artist. John is going to be a ....







# Let's try



Listen and circle.



# Let's talk



Chen : What does your mother do?

John : **She is a TV reporter.**

Chen : What does your father do?

John : He is a teacher. He teaches English.



# Group work

What does your mother do?

She's a ....



name	mother	father





# Let's read



Amy: Who's she?

Wu: She's my aunt.

Amy: Wow! She's really beautiful.

What does she do?

Wu: She's an actress on TV.

Amy: Who's he?

Wu: He is my uncle.

Amy: What does he do?

Wu: He is a writer. He writes the TV show for my aunt.

Amy: How exciting!

Wu: Sometimes my aunt works here in Beijing, but sometimes she works in Hong Kong.

Amy: How does she go to Hong Kong?

Wu: She goes to Hong Kong by plane.



**Ask the questions, and write down the answers.**

- (1) Who is the beautiful woman? She is Wu Yifan's \_\_\_\_\_.
- (2) What does she do? She's an \_\_\_\_\_.
- (3) Who is the man? He's Wu Yifan's \_\_\_\_\_.
- (4) What does he do? He's a \_\_\_\_\_.





# B



## Let's learn



What does your father do?

He's an engineer.

How does he go to work?

He goes to work by bike.



engineer



accountant



policeman



salesperson



cleaner



## Let's find out

Read, write and say.



2 D



0



0



0



0

1. She sells things.
2. He helps sick people.
3. He teaches lessons.
4. She cleans streets.
5. She draws pictures.

- A artist  
B cleaner  
C salesperson  
D doctor  
E teacher





## Let's try



Listen and tick.

Where she works		How she goes to work	
shoe company	air-conditioner company	by bus	by subway



## Let's talk



*Chen:* What does your mother do?

*Mike:* She is an accountant.

*Chen:* **Where does she work?**

*Mike:* She works in a car company.

*Chen:* **How does she go to work?**

*Mike:* She goes to work by bus.



## Group work

Where does your father work?

He works in a school.



Sarah's father works in a school. He goes to work by subway.







# Let's read



Wang Li is an engineer. She likes drawing pictures. She works in a car factory. She designs cars. She goes to work by car.



*Tip: If you like drawing and math, you can be an engineer.*



Li Xiaobin is an accountant. He works in a bank. He helps the bank use their money well. He likes working with numbers. He goes to work by bus, but he likes to walk home.

*Tip: If you enjoy math, you can be an accountant.*

Policewoman Yuan Yuan likes helping people. She likes English. She often helps tourists find their way. She goes to work by motor cycle.



*Tip: If you enjoy helping people, you can work for the police.*

## Answer the questions.

(1) Who works in a car factory?

(2) Who helps a bank with their money?

(3) How does Li Xiaobin go to work?

(4) What does Yuan Yuan do?



# C



## Task time

1. Fill in the form and ask your partner.

### My parents

My mother is a / an \_\_\_\_\_.

She works in a \_\_\_\_\_.

She goes to work by \_\_\_\_\_.

My father is a / an \_\_\_\_\_.

He works in a \_\_\_\_\_.

He goes to work by \_\_\_\_\_.

### My partner's parents

His / Her mother is a / an \_\_\_\_\_.

She works in a \_\_\_\_\_.

She goes to work by \_\_\_\_\_.

His / Her father is a / an \_\_\_\_\_.

He works in a \_\_\_\_\_.

He goes to work by \_\_\_\_\_.

2. Ask and answer.

•What does your mother do?

•• She's ....

••Where does she work?

••• She works in ....

•••How does she go to work?

•••• She goes to work by ....







# Pronunciation



Read and match.



wool



June



hook



wolf



## Let's check



Listen and circle.

1



2



3



4





# Good to know



Some jobs have different names when they are done by men and women. For example, an actor is usually a man; an actress is a woman. A salesman is a man; a saleswoman is a woman. A salesperson can be either a man or woman. A mailman is a man, but many people prefer the term "mailperson" for a woman.



1=F  $\frac{2}{4}$

## Let's sing



### My Family

$\underline{5}$  |  $\underline{1} \cdot \underline{1}$  |  $\underline{1} \quad \underline{1}$  |  $\underline{1} \quad \underline{1}$  |  $\underline{3}$  |  
My father is a sing - er. My  
My uncle is an artist. My

$\underline{2} \quad \underline{1}$  |  $\underline{2} \quad \underline{5}$  |  $\underline{5} \cdot$  |  $\underline{5}$  |  $\underline{2} \cdot \underline{2}$  |  $\underline{2} \quad \underline{2}$  |  
mother is one, too. | want to be an  
aunt is one, too. | want to be an

$\underline{2} \quad \underline{2} \quad \underline{4}$  |  $\underline{3} \quad \underline{1} \quad \underline{1}$  |  $\underline{2} \quad \underline{7}$  |  $\underline{1} \quad \underline{0}$  ||  
en - gi - neer. What do you want to do?  
ac - coun - tant. What do you want to do?







# story time



*Zip:* Who's she?  
*Zoom:* She's my aunt.



*Zip:* What does she do?  
*Zoom:* She works in a bank. She's an accountant.



*Zip:* How does she go to work?  
*Zoom:* She goes to work by subway.



*Zip:* What does she like?  
*Zoom:* She's fun. She likes singing and dancing. She teaches me to dance sometimes.



*Zip:* I want to learn dancing too. But nobody teaches me. I don't have an aunt. I want to have an aunt, too!



*Zoom:* I can share her with you!  
*Zip:* Good! I have an aunt now.



# UNIT SIX

# 6



## Let's start

What needs water?



Where does water come from?



river



sea



rain



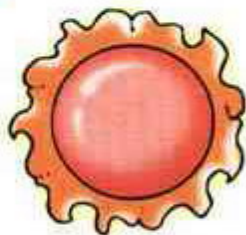
snow



## Let's chant



First the sea,  
Then the sun,  
Next the clouds,  
The rain has fun!



First the rain,  
And then the sea,  
Next the sun,  
Then clouds over me!





# THE STORY OF RAIN



Where does the rain come from?

How do we save water?

First, do not waste water.

Oh, sorry. What should we do then?

Use less water.



# A



## Let's learn



Where does the rain come from?



## Let's find out



What can you see in the picture?



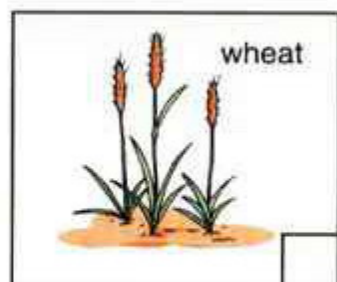
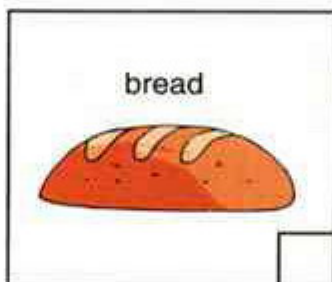




## Let's try



Listen and number.



## Let's talk



• Where does the rain come from?

• Where does the cloud come from?

• Where does the vapour come from?

• How can the water become vapour?

• It comes from the clouds.

• It comes from the vapour.

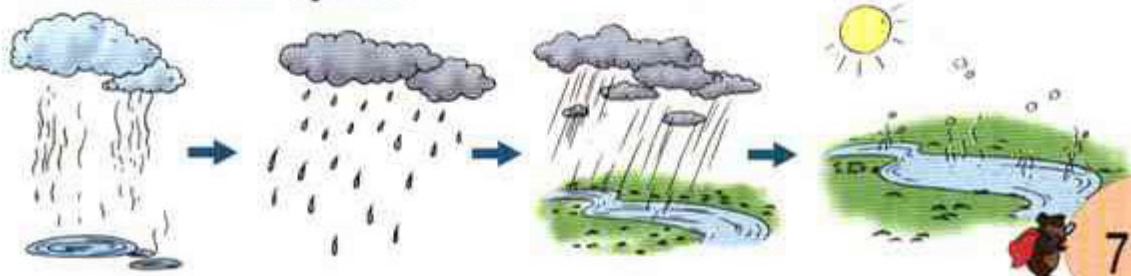
• It comes from the water in the river.

• The sun shines and the water becomes vapour.



## Group work

Tell how water cycles.





# Let's read



It's a sunny day. Little Water Drop sleeps in a river. He wakes up. He feels very hot. It may be cooler up in the sky, he thinks. He goes up. He meets Mr Wind.

*Mr Wind* : Hello. Who are you?

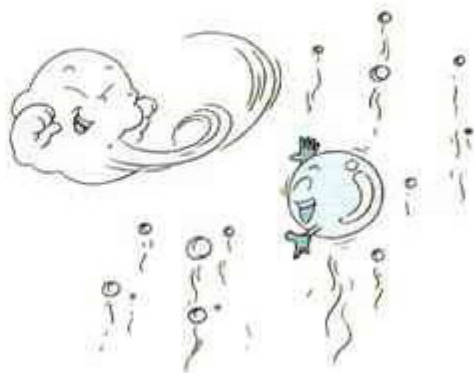
*Water Drop* : I'm little Water Drop. I'm hot.

*Mr Wind* : Where are you going?

*Water Drop* : I'm going to the sky. It's hot in the river.

*Mr Wind* : See you.

*Water Drop* : Bye.



Little Water Drop goes higher and higher. He meets many other little water drops. They go up together and become a cloud. Little Water Drop becomes very heavy.

*Water Drop* : Oh no! I am falling.

*Other Water Drops* : Me too.

Little Water Drop and some of his friends fall down into a lake. The sun comes out. Little Water Drop feels warm again. He sees Mr Wind.

*Water Drop* : Hello, Mr Wind. Nice to meet you again.

*Mr Wind* : Hi, my dear little Water Drop.

*Water Drop* : Can you help me go up to the sky again?

*Mr Wind* : Sure.





# B



## Let's learn



First, we have the seed.

seed



soil



sprout



plant



## Number and say

- ( ) Add water often.
- ( ) Put it under the sun.
- ( ) Plant the seeds in the soil.
- ( ) Wait for a flower to grow.
- ( ) Wait for the sprout.



1



2



3



4



5





## Let's try



**Listen and put in order.**

- First, put the seeds in a pot.
- Water it.
- You can see the sprout in several days.



## Let's talk



**Teacher:** What are you going to do this afternoon?

**Zhang:** I'm going to plant flower seeds in our garden.

**Teacher:** **How do you do that?**

**Zhang:** It's easy. First, put the seeds in the soil.

**Teacher:** **What should you do then?**

**Zhang:** Water it. In several days, you can see the sprout.



## Let's play

**Tell how to plant a tree.**



First, dig the soil.



Then put the plant in the soil.



Water it.



Wait for it to grow.

How do you plant a tree?



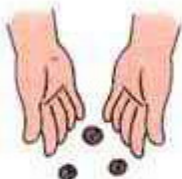
First, dig the soil.







# Let's read



April 15

Today is April 15. I put some seeds into a pot. I put in some water too. Now it's in the sun.

April 21. I am so excited. I can see the sprout! It's so lovely. I water it again and put it in the sun.



April 21



April 29

April 29. My plant has two green leaves. I water it every day and make sure it gets lots of sun.

May 15. My plant is one month old! It's tall and strong, but still it has no flowers. Oh, come on! I can hardly wait!



May 15



# C




## Task time

Make a picture book.

THE STORY OF RAIN

By \_\_\_\_\_



Talk about your story with your partner.

First, the sun shines.

Then the water goes up.

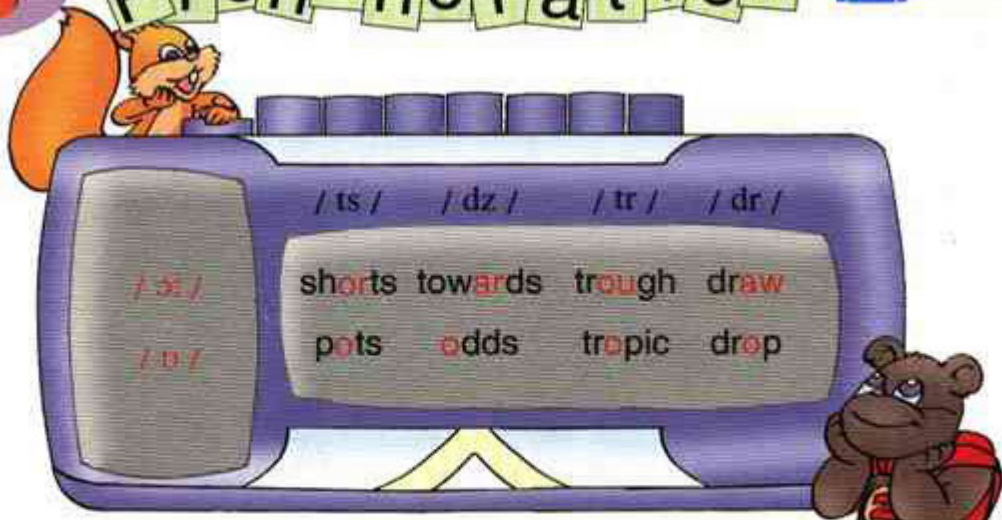
What happens after that?



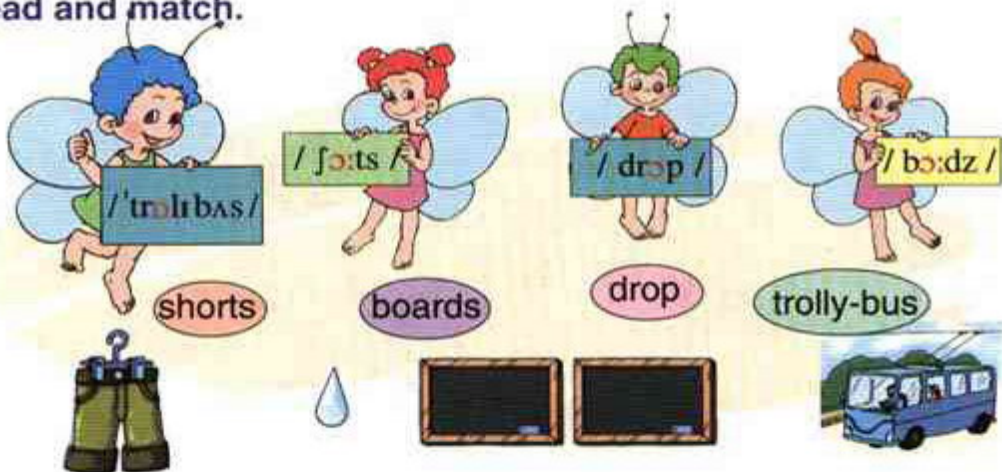




# Pronunciation



Read and match.



## Let's check



Listen and fill in the blanks.

- (1) Where does \_\_\_\_\_ come from? It comes from \_\_\_\_\_ s.
- (2) Where does the \_\_\_\_\_ come from? It comes from vapour.
- (3) -I'm going to plant a flower tomorrow.

- \_\_\_\_\_ ?

- First, put the seeds in the soil. Water it. Put it under the sun everyday. Then you can see a flower soon.





# Good to know



When water gets to 0 degrees, it becomes ice.



When water freezes, it expands, or gets bigger. If you want to freeze a bottle of water, leave some room for the ice to expand. Otherwise, ....



# Let's sing



## Little Water Drop

1 = E  $\frac{2}{4}$

5		1	1	1	2		3	3	3		2	1	2	3	
The		little		little		water		drop		comes		up		so	
1		5		3	3	4		5		4	3	4	5		
high.		Rests		in		the		cloud.		Then		drops		down	
3		1	1	1	2	3		3		2	1	2	3		
sky.		Out		comes		the		sun		and		drinks		the	
1		5		1	1	1		2		3		2	1	2	3
gain. And the		little		water		drop		comes		down		and		it	
1		0													
rain.															







# Story time



Zip: I want some popcorn!  
Zoom: Me too!



Zip: Do you know how to make it?  
Zoom: Sure! Wait for me. I will go and make some.



Zip: I like popcorn. It tastes good.



Zip: Where is he? I am hungry. Is he still making popcorn?



Zip: Hey, what are you doing?  
Zoom: I'm making popcorn!  
Zip: But you are planting something now!



Zoom: Sure! First, I had to plant the seed. Then I had to wait for it to grow, and then ....  
Zip: My goodness!





# Recycle 2



Read and answer



In Zhang Peng's class, every student has a pen pal. Miss White helps them to send letters once a week. Zhang Peng knows his pen pal goes to school on foot, and his pen pal's mother is a doctor. His pen pal's father is a teacher. They live next to a hospital. He also knows his pen pal's favourite food is noodles, and his favourite colour is red. Zhang Peng knows a lot about his pen friend, but he doesn't know his pen pal's name.



Is it Mike? No, Mike's favourite colour is blue. Is it John? No, John's mother is a teacher. Who is it? Amy asks him, "Why do you feel unhappy?" He tells her, "I can't find my pen pal's name." Amy asks, "Is your pen pal a boy or a girl?" Zhang Peng looks at Amy and shouts, "I know! It's a girl." Amy laughs. "Yes. It's a girl. It's me."



## Answer the questions.

1. Who is Zhang Peng's secret pen pal? \_\_\_\_\_
2. What is Amy's favourite colour? \_\_\_\_\_
3. What is Amy's favourite food? \_\_\_\_\_
4. How does she go to school? \_\_\_\_\_
5. What does Amy's mother do? \_\_\_\_\_







# Let's find out



1. Listen and fill in the form.



	job	hobby
father		
mother		
uncle		
aunt		
grandpa		
grandma		

2. Talk about Liu Yun's family with your partner.

What does Liu Yun's father do?



He's a ....





# Let's play



## 1. Point and read.

1	/ i: /	13	/ eɪ /	25	/ k /	37	/ tr /
2	/ ɪ /	14	/ aɪ /	26	/ g /	38	/ dr /
3	/ e /	15	/ ɔɪ /	27	/ f /	39	/ ts /
4	/ æ /	16	/ əʊ /	28	/ v /	40	/ dz /
5	/ ɑ: /	17	/ aʊ /	29	/ s /	41	/ m /
6	/ ʌ /	18	/ ɪə /	30	/ z /	42	/ n /
7	/ ɔ: /	19	/ eə /	31	/ θ /	43	/ ŋ /
8	/ ɒ /	20	/ ʊə /	32	/ ð /	44	/ h /
9	/ u: /	21	/ p /	33	/ ʃ /	45	/ l /
10	/ ʊ /	22	/ b /	34	/ ʒ /	46	/ r /
11	/ ɜ: /	23	/ t /	35	/ tʃ /	47	/ w /
12	/ ə /	24	/ d /	36	/ dʒ /	48	/ j /

## 2. Match the words with their pronunciations.

/ æktə /

actor

artist

/ ti:tʃə /

/ æktris /

reporter

cleaner

/ 'kli:nə /

/ 'sɪŋə /

teacher

doctor

/ rɪ'pɔ:tə /

/ 'dɒktə /

singer

actress

/ 'ɑ:tɪst /

One word for two points.







# Let's read



Mike, Chen Jie and Sarah each plant a flower on the same day. Four weeks later, their plants are different. Today they have science lesson. They all take their plants to school. Mr Black is their teacher.



*Teacher:* Here we have three plants. They're from Mike, Chen Jie and Sarah. This one is thin and short. This one is tall and strong, that one is even taller and stronger.

*Mike:* I water my flower twice a day, but it's still very thin and short.

*Chen:* I water it once a day. I put it under the sun every day.

*Sarah:* I water it once a day. I dig the soil and put it under the sun every day.

*Teacher:* Guess. Which plant belongs to Mike? Which belongs to Chen Jie? Which belongs to Sarah?

Think and write.

## WAYS TO HELP YOUR PLANT GROW

1. \_\_\_\_\_
2. \_\_\_\_\_
3. \_\_\_\_\_






# Read and number



- ( ) First, dig the soil and put the seeds in the soil.
- ( ) We can see the corn.
- ( ) We can see the sprout.
- ( ) We can see a big plant.
- ( ) Water it.



# Word game



## Across

1. It is smaller than a river.
6. It is made from water vapour.
7. It falls from the clouds.
8. He helps people be safe.
9. It warms our planet.

## Down

2. This person plays in films.
3. This person keeps the streets clean.
4. This person reports the news.
5. This person works in a store.







# Let's chant



Where does the flower come from?

What's in that tiny seed?

If I want to grow a flower,

What tools do I need?

I know I need a pot of soil,

To make a flower's bed.

I know I need a lot of sun,

To keep my flower fed.

I water every day,

And up and up it grows.

Then one day the flower opens,

And there's a pretty rose.



# Let's sing



## Little Corn

1=C  $\frac{2}{4}$

1	2	3	4	5	i	6	i	5	—
I'm	a	little	seed	put	in	the	ground.		
4	4	5	3	1	1	2	2	3	2
Here	is	my	root.	It	goes	down,	down,	down,	
1	2	3	4	5	i	6	i	5	—
Now	my	stem	and	leaves	grow	up,	up,	up.	
i	1	2	3	4	3	2	1	0	
Come	and	pick	me,	eat	me	up!			



# Words in Each Unit

## 单元词汇表

(注: 黑体词为各单元中 Let's learn 部分出现的单词, 要求听、说、认读; 白体词为各单元中首次出现的单词, 只作听、说要求; 标有△的单词为前六册学生用书中已经出现过的白体词, 要求听、说、认读; 标有☆的单词要求学生听、说、读、写。)

### Unit 1

☆ by ..... 经.....; 乘.....  
☆ foot ..... 脚  
☆ bike ..... 自行车  
☆ bus ..... 公共汽车  
☆ train ..... 火车  
**plane** ..... 飞机  
**ship** ..... 船; 舰  
**subway** ..... 地铁  
☆ how ..... 怎样  
☆ go to school ..... 上学  
△ then ..... 然后  
fifth ..... 第五  
☆ traffic ..... 交通  
☆ traffic light ..... 交通灯  
☆ traffic rule ..... 交通规则  
☆ stop ..... 停; 车站  
☆ wait ..... 等; 等待  
remember ..... 记住

☆ get to ..... 到达  
find ..... 寻找; 找到  
difference ..... 不同; 区别  
same ..... 相同的  
every ..... 每个; 所有的  
country ..... 国家  
△ always ..... 总是; 一直  
mean ..... 意思是  
drive ..... 驾驶  
right ..... 右边的  
side ..... 边  
England ..... 英国  
Australia ..... 澳大利亚  
however ..... 但是  
left ..... 左边的  
if ..... 如果  
must ..... 必须  
△ know ..... 知道





## Unit 2

☆ library .....	图书馆
☆ post office .....	邮局
☆ hospital .....	医院
☆ cinema .....	电影院
☆ bookstore .....	书店
<b>science museum</b> .....	
.....	科学博物馆
△ excuse me .....	对不起
☆ where ...	在哪里; 到哪里
☆ please .....	请
☆ next to .....	与.....相邻
far .....	远
supermarket .....	超市
bank .....	银行
after school .....	放学以后
△ want .....	想要
buy .....	购买
△ a pair of .....	一双
shoe store .....	鞋店
get off .....	下车
△ minute .....	分钟
<b>north</b> .....	北
<b>south</b> .....	南
<b>east</b> .....	东
<b>west</b> .....	西
☆ turn .....	转弯

☆ right .....	右边
☆ left .....	左边
☆ straight .....	成直线地
☆ then .....	然后
twelfth .....	第十二
party .....	聚会; 晚会
△ tell .....	告诉
start .....	开始
△ take .....	乘坐
look for .....	寻找

## Unit 3

☆ next week .....	下周
☆ this morning ....	今天上午
☆ this afternoon ...	今天下午
☆ this evening .....	今天晚上
<b>tonight</b> .....	今晚
<b>tomorrow</b> .....	明天
<b>take a trip</b> .....	去旅行
<b>read a magazine</b> .....	
.....	阅读杂志
<b>go to the cinema</b> .....	
.....	去看电影
theme park .....	主题公园
the Great Wall .....	长城



busy ..... 忙碌的  
 together ..... 一起地  
 ☆ comic book ..... 漫画书  
 ☆ post card ..... 明信片  
 ☆ newspaper ..... 报纸  
 magazine ..... 报纸  
 dictionary ..... 词典; 字典  
 △ shoe store ..... 鞋店  
 ☆ buy ..... 购买  
 fruit stand ..... 水果摊  
 pet shop ..... 宠物商店  
 need ..... 需要  
 plant ..... 植物  
 else ..... 其他; 另外  
 shop ..... 商店

## Unit 4

☆ hobby ..... 爱好  
 ☆ ride a bike .....  
 ..... (ing 形式: riding a bike)  
 骑自行车  
 ☆ dive .....  
 ..... (ing 形式: diving) 跳水  
 ☆ play the violin .....  
 ..... (ing 形式:  
 playing the violin) 拉小提琴

☆ make kites ..... (ing 形式:  
 making kites) 制作风筝  
 ☆ collect stamps .....  
 ..... (ing 形式:  
 collecting stamps) 集邮  
 show ..... 展览  
 pen pal ..... 笔友  
 dear ..... 亲爱的  
 twin ..... 双胞胎之一  
 △ look ..... 看上去  
 something ..... 某事物  
 must .....  
 ..... (做出逻辑推断)  
 一定; 肯定  
 △ fun ..... 快乐; 乐趣  
 △ with... .. 同.....; 和.....  
 TV reporter ..... 电视台记者  
 ☆ live .....  
 ..... (第三人称单数形式:  
 lives) 居住; 住  
 ☆ teach .....  
 ..... (第三人称单数形式:  
 teaches) 教  
 ☆ go .....  
 ..... (第三人称单数形式:  
 goes) 去  
 ☆ watch .....  
 ..... (第三人称单数形式:





watches) 看  
 ☆ read .....  
 ..... (第三人称单数形式:  
 reads) 读; 看  
 ☆ does  
 ☆ doesn't = does not  
 different ..... 不同的  
 week ..... 星期; 周  
 say ..... 说; 讲  
 soon ..... 不久  
 excited ..... 兴奋的; 激动的

## Unit 5

☆ singer ..... 歌唱家; 歌手  
 ☆ writer ..... 作家  
 ☆ actor ..... 男演员  
 ☆ actress ..... 女演员  
 ☆ artist ..... 画家  
 ☆ TV reporter .....  
 ..... 电视台记者  
 △ show .....  
 ..... 演出; 表演; 节目  
 Hong Kong ..... 香港  
 ☆ engineer ..... 工程师  
 ☆ accountant ..... 会计  
 ☆ policeman ..... (男)警察

☆ salesperson ..... 销售员  
 ☆ cleaner ..... 清洁工  
 company ..... 公司  
 ☆ where ..... 在哪里; 到哪里  
 ☆ work ..... 工作  
 factory ..... 工厂  
 design ..... 设计  
 tip .....  
 ..... 有用的小建议;  
 实用的小提示  
 help ..... 帮助  
 money ..... 钱; 金钱  
 well ..... 好; 对; 满意地  
 enjoy ..... 从.....获得乐趣  
 tourist .....  
 ..... 旅行者; 旅游者;  
 观光客  
 way ..... 路; 道  
 motor cycle ..... 摩托车  
 police ..... 警方; 警察部门

## Unit 6

☆ rain ..... 雨; 下雨  
 ☆ cloud ..... 云; 云彩  
 vapour ..... 蒸汽; 水汽



☆ sun ..... 太阳  
 ☆ stream .....  
 ..... (小) 河; (小) 溪  
 ☆ come from .....  
 ..... 来自……; 从……来  
 shine ..... 照耀  
 become ..... 变成  
 little ..... 小的  
 drop ..... (液体的) 珠; 滴  
 wake up ..... 醒; 醒来  
 feel ..... 感觉到; 感受到  
 think ..... 想; 思考  
 meet ... 遇见; 碰见 (某人)  
 high ..... 高的  
 other .....  
 ..... 其他的; 另外的; 别的  
 fall .....  
 .. 落下; 跌落; 降落; 掉下  
 down ..... 从高到低; 向下  
 into ..... 进入; 到……里面  
 come out ..... 露出; 出现  
 △ again ..... 再一次; 又; 再  
 ☆ seed ..... 种子  
 ☆ soil ..... 土壤  
 ☆ sprout ..... 苗; 芽; 嫩芽  
 ☆ plant ..... 植物; 种植  
 ☆ should ..... 应该  
 ☆ then ..... 然后

garden ..... 花园  
 easy ..... 简单的  
 put ..... 放; 放置  
 several .....  
 ..... 一些 (但不多); 几个  
 day ..... 天  
 see ..... 看见  
 pot ..... 锅; 碗; 瓢; 盆  
 lovely ..... 可爱的; 美丽的  
 make sure .....  
 ..... 核实或查明某事物  
 get ..... 得到  
 month ..... 月份; 月  
 old ..... (某) 年龄的  
 still ..... 仍然; 依旧; 还是  
 come on .....  
 用于祈使句以鼓励某人做某  
 事, 尤指促其加速或努力试  
 一试  
 hardly .... 几乎没有; 几乎不





# Vocabulary

## 词汇表

(注: 黑体词为各单元中 Let's learn 部分出现的单词, 要求听、说、认读; 白体词为各单元中首次出现的单词, 只作听、说要求; 标有△的单词为前六册学生用书中已经出现过的白体词, 要求听、说、认读; 标有☆的单词要求学生听、说、读、写。)

### A

- ☆ accountant ..... 会计
- ☆ actor ..... 男演员
- △ a pair of ..... 一双
- ☆ actress ..... 女演员
- after school ..... 放学以后
- again ..... 再一次; 又; 再
- △ always ..... 总是; 一直
- ☆ artist ..... 画家
- Australia ..... 澳大利亚

### B

- bank ..... 银行
- become ..... 变成
- ☆ bike ..... 自行车
- ☆ bookstore ..... 书店
- ☆ bus ..... 公共汽车
- busy ..... 忙碌的

- ☆ buy ..... 购买
- by ..... 经.....; 乘.....

### C

- ☆ cinema ..... 电影院
- ☆ cleaner ..... 清洁工
- ☆ cloud ..... 云; 云彩
- ☆ collect stamps .....  
..... (ing 形式:  
collecting stamps) 集邮
- ☆ come from... .....  
..... 来自.....; 从..... 来
- come out ..... 露出; 出现
- come on .....  
用于祈使句以鼓励某人做某  
事, 尤指促其加速或努力试  
一试
- ☆ comic book ..... 漫画书



company ..... 公司  
country ..... 国家

## D

day ..... 天  
dear ..... 亲爱的  
design ..... 设计  
**dictionary** ..... 词典; 字典  
difference ..... 不同; 区别  
different ..... 不同的  
☆ dive .....  
..... (ing 形式: diving) 跳水  
☆ does  
☆ doesn't = does not  
down ..... 从高到低; 向下  
drive ..... 驾驶  
drop ..... (液体的) 珠; 滴

## E

east ..... 东  
easy ..... 简单的  
else ..... 其他; 另外  
☆ engineer ..... 工程师  
England ..... 英国  
enjoy ..... 从..... 获得乐趣  
every ..... 每个; 所有的

excited ..... 兴奋的; 激动的  
△ excuse me ..... 对不起

## F

factory ..... 工厂  
fall .....  
.. 落下; 跌落; 降落; 掉下  
far ..... 远  
feel ..... 感觉到; 感受到  
fifth ..... 第五  
find ..... 寻找; 找到  
☆ foot ..... 脚  
fruit stand ..... 水果摊  
△ fun ..... 快乐; 乐趣

## G

garden ..... 花园  
get ..... 得到  
get off ..... 下车  
☆ get to ..... 到达  
go .....  
..... (第三人称单数形式:  
goes) 去  
☆ go to school ..... 上学  
go to the cinema .....  
..... 去看电影





## H

- hardly .... 几乎没有；几乎不  
help ..... 帮助  
high ..... 高的  
☆ hobby ..... 爱好  
Hong Kong ..... 香港  
☆ hospital ..... 医院  
☆ how ..... 怎样  
however ..... 但是

## I

- if ..... 假如；如果  
into ..... 进入；到.....里面

## K

- ☆ know ..... 知道

## L

- ☆ left ..... 左边  
☆ library ..... 图书馆  
little ..... 小的  
live .....  
..... (第三人称单数形式；  
lives) 居住；住

- △ look ..... 看上去  
look for ..... 寻找  
lovely ..... 可爱的；美丽的

## M

- magazine ..... 报纸  
☆ make kites ..... (ing 形式：  
making kites) 制作风筝  
make sure .....  
..... 核实或查明某事物  
may ..... 可能；可以  
mean ..... 意思是  
meet .....  
..... 遇见；碰见 (某人)  
minute ..... 分钟  
money ..... 钱；金钱  
△ month ..... 月份；月  
☆ morning ..... 早晨  
motor cycle ..... 摩托车  
must .....  
..... 必须；(做出逻辑推断)  
一定；肯定

## N

- need ..... 需要  
☆ newspaper ..... 报纸



☆ next to ..... 与.....相邻  
 ☆ next week ..... 下周  
 north ..... 北

## O

old ..... (某)年龄的  
 other .....  
 ..... 其他的; 另外的; 别的

## P

party ..... 聚会; 晚会  
 pen pal ..... 笔友  
 pet shop ..... 宠物商店  
 plane ..... 飞机  
 ☆ plant ..... 植物; 种植  
 ☆ play the violin .....  
 ..... (ing 形式:  
 playing the violin) 拉小提琴  
 ☆ please ..... 请  
 police ..... 警方; 警察部门  
 ☆ policeman ..... (男)警察  
 ☆ post card ..... 明信片  
 ☆ post office ..... 邮局  
 pot ..... 锅; 碗; 瓢; 盆  
 ☆ principal ..... 校长  
 put ..... 放; 放置

## R

☆ rain ..... 雨; 下雨  
 ☆ read .....  
 ..... (第三人称单数形式:  
 reads) 读; 看  
 read a magazine .....  
 ..... 阅读杂志  
 remember ..... 记住  
 ☆ ride a bike .....  
 ..... (ing 形式: riding a bike)  
 骑自行车  
 ☆ right ..... 右边

## S

☆ salesperson ..... 销售员  
 same ..... 相同的  
 say ..... 说; 讲  
 science museum .....  
 ..... 科学博物馆  
 see ..... 看见  
 ☆ seed ..... 种子  
 several .....  
 ..... 一些 (但不多); 几个  
 shine ..... 照耀  
 ship ..... 船; 舰  
 △ shoe store ..... 鞋店





shop.....商店  
 ☆ should.....应该  
 △ show.....  
 ..展览; 演出; 表演; 节目  
 side.....边  
 ☆ singer.....歌唱家; 歌手  
 ☆ soil.....土壤  
 something.....某事物  
 soon.....不久  
 south.....南  
 ☆ sprout.....苗; 芽; 嫩枝  
 start.....开始  
 still.....仍然; 依旧; 还是  
 ☆ stop.....停; 车站  
 ☆ straight.....成直线地  
 ☆ stream.....  
 .....(小)河; (小)溪  
 subway.....地铁  
 ☆ sun.....太阳  
 supermarket.....超市

## T

△ take.....乘坐  
 take a trip.....去旅行  
 ☆ teach.....  
 .....(第三人称单数形式:  
 teaches) 教

△ tell.....告诉  
 the Great Wall.....长城  
 theme park.....主题公园  
 ☆ then.....然后  
 think.....想; 思考  
 ☆ this afternoon...今天下午  
 ☆ this evening.....今天晚上  
 ☆ this morning.....今天上午  
 tip.....  
 .....有用的小建议;  
 实用的小提示  
 together.....一起地  
 tonight.....今晚  
 tourist.....  
 .....旅行者; 旅游者;  
 观光客  
 ☆ traffic.....交通  
 ☆ traffic light.....交通灯  
 ☆ traffic rule.....交通规则  
 ☆ train.....火车  
 turn.....转弯  
 ☆ TV reporter.....  
 .....电视台记者  
 twelfth.....第十二  
 twin.....双胞胎之一



## V

vapour ..... 蒸汽; 水汽

## W

☆ wait ..... 等; 等待

wake up ..... 醒; 醒来

△ want ..... 想要

☆ watch .....

..... (第三人称单数形式:  
watches) 看

way ..... 路; 道

week ..... 星期; 周

well ..... 好; 对; 满意地

west ..... 西

☆ where .... 在哪里; 到哪里

△ with... .. 同.....; 和.....

☆ work ..... 工作

☆ writer ..... 作家

