





# 英语 (PEP)

(供三年级起始用)

四年级 上册

## PEP PRIMARY ENGLISH STUDENTS' BOOK

(中国) 课程教材研究所  
英语课程教材研究开发中心 合编  
(加拿大) Lingo Media 国际集团

人民教育出版社

义务教育课程标准实验教科书

英 语 (PEP)

(供三年级起始用)

四年级 上册

(中 国) 课 程 教 材 研 究 所  
英语课程教材研究开发中心 合编  
(加 拿 大) Lingo Media 国 际 集 团

人民教育出版社出版发行

(北京沙滩后街55号 邮编:100009)

网址: <http://www.pep.com.cn>

人民教育出版社印刷厂印装 全国新华书店经销

开本: 787毫米×1092毫米 1/16 印张: 6.25 字数: 130 000

2003年6月第1版 2003年6月第1次印刷

ISBN 7-107-16600-X 定价: 6.80 元  
G·9690(课)

著作权所有, 请勿擅自用本书制作各类出版物, 违者必究。  
如发现印、装质量问题, 影响阅读, 请与出版社联系调换。  
(联系地址: 北京市方庄小区芳城园三区13号楼 邮编: 100078)

顾 问： 邓炎昌 丁往道 胡文仲  
编委会主任： 刘道义  
编委会副主任： 魏国栋 龚亚夫 郝建平  
中 方 主 编： 龚亚夫 郝建平  
中方副主编： 张献臣 吴悦心  
加 方 主 编： David Booth Larry Swartz  
编委会成员： 刘道义 魏国栋 龚亚夫 郝建平 吴悦心  
张献臣 李静纯 刘荔芳 马剑辉 杜志娴  
David Booth Larry Swartz  
Ronald Lynn  
责 任 编 辑： 刘荔芳 马剑辉  
美 术 编 辑： 林荣桓  
插 图： 严峥工作室  
王 睢 柯 鲁 张志奇 梁 薇 高 文  
刘晓翔 张 楠  
版 式 设 计： 吴悦心  
封 面 设 计： 林荣桓

参加本书编写工作的还有罗少茜、马晓蕾。

Sandra L. Richley 审阅了本书。

在本书编写过程中，郑文、江红提出了许多宝贵的修改意见，特此表示感谢。  
感谢加拿大国际发展署(Canadian International Development Agency)的支持与帮助。



## 前言

《义务教育课程标准实验教科书英语(PEP)》(供三年级起始用)是人民教育出版社与加拿大 Lingo Media 国际集团合作编写的一套全新的小学衔接的英语教材。这套教材是根据教育部制定的《国家英语课程标准》和《小学英语教学基本要求(试行)》编写而成的。小学教材共8册,每学期一册。本册供以小学三年级为起点开设英语的学校第二学年第一学期使用。

《义务教育课程标准实验教科书英语(PEP)》的设计和编写体现了外语教学思想的继承和发展,在分析、研究许多种国内外小学英语教材的基础上,取其精华,博采众长,形成了本套教材特有的编写体系。同时,又吸收了当今国内外英语作为外语教学的理论和成功的经验,把这些教学理论和实践经验同我国的小学外语教学实际有机结合,以形成适合我国小学生的外语教学模式和教学方法。

本套教材具有以下几个特点:一、注重学生语言运用能力的培养,突出语言的实践性和交际性,同时也突出语言的真实性和实用性;二、注重学生自学能力和学习策略的培养,为学生的进一步学习或终身学习奠定基础;三、注重中外文化的双向式交流,使学生通过学习,培养未来跨文化交际所需要的能力;四、注重学生学习兴趣的培养,以不同方式最大限度地激发学生的学习动机;五、注重融合学科内容,加强学科之间的整合和渗透,让学生通过英语学习来获得其他学科的知识;六、注重教材的灵活性和可操作性,以满足不同层次的学生的需求;七、注重教学资料的配套,为学生提供良好的英语学习环境,帮助学生拓展自我发展的空间;八、注重中小学各阶段的衔接,以保证各学段的顺利过渡,全面提高中小学英语教学的整体质量。

本套教材是为了满足21世纪全国小学英语教学的需要而编写的。我们希望这套教材能为促进我国中小学英语教学的发展,提高英语教学质量发挥重要的作用。

# CONTENTS

Unit 1 My Classroom----- 2

Unit 2 My Schoolbag ----- 14

Unit 3 My Friends ----- 26

Recycle 1 ----- 38

Unit 4 My Home ----- 44

Unit 5 What Would You Like?----- 56

Unit 6 Meet My Family! ----- 68

Recycle 2 ----- 80



Mike



Chen Jie



Miss White



Amy



Wu Yifan



Sarah



John



Mr Black



Zhang Peng



We have a new classroom.

# UNIT ONE

# 1

# MY CLASSROOM

Great. Let's go and have a look.

Let me clean the window.

Let's clean the classroom.

OK!

Let me clean the board.

Let me clean the fish bowl.

Let me clean the desks.

Where's the sharpener?

It's near the fish bowl.

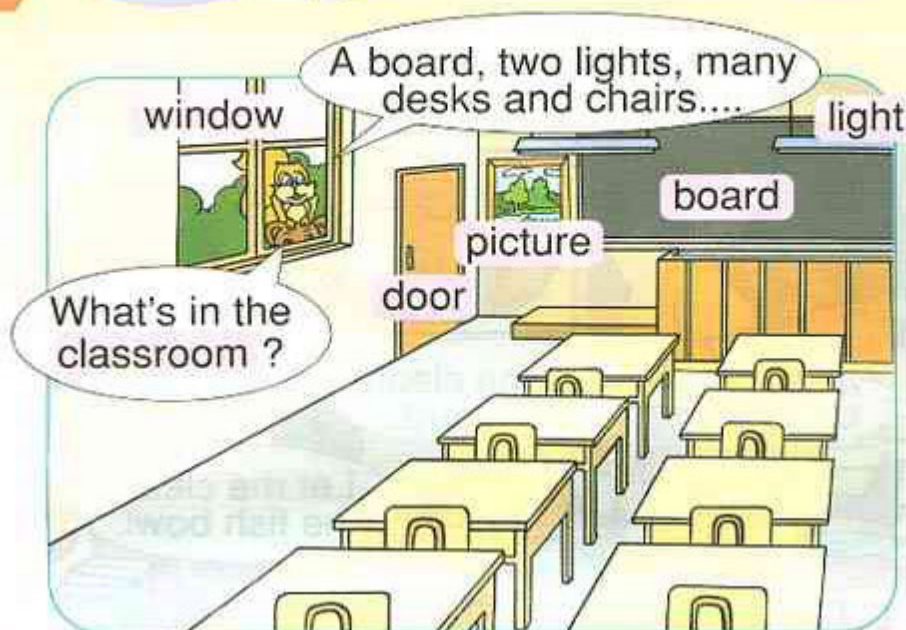
Help!



# A



## Let's learn



## Let's do



Open the door.



Turn on the light.



Sweep the floor.



Clean the window.



Put up the picture.



Clean the board.





# Let's talk



Hello, Mike.



Hi, Amy. This is Zhang Peng, our new classmate.

Mike, we have a new classroom.

Really? Let's go and have a look.



Wow! It's so big!



We have 6 new lights.

Look, this is my new desk.

Where's my seat?



It's near the door.



# Let's chant



Work and play,  
Work and play.  
In the classroom every day.  
Work and play,  
Work and play.  
We have fun every day.







# Read and write



 ant	 beef	 cat	 doctor	 egg
 apple	 boy	 cake	 duck	 elephant
 hand	 ball	 car	 desk	 bed

A a

B b

C c

D d

E e



# Write and say

\_\_ egg

\_\_ pple

\_\_ uck

\_\_ at

What are they? Do you know?


\_\_ all



# B



## Let's learn



## Let's play

### Bingo

1. Colour four squares red, yellow, blue or green.
2. Listen and cross out.

window	door	picture	
light		board	floor
	wall	classroom	fan
desk	chair		TV







# Let's talk



Good morning.  
Let's clean the classroom.

Let's clean  
the desks  
and chairs.

All right!

Good  
idea.



Let me clean  
the window.

Let me clean  
the board.

Good morning,  
Miss White.



Look at  
the picture.

It's nice.



Wow! It's nice  
and clean.  
Good job!



# Let's play


Clean the  
window!




Yes!



# Read and write



# Write and draw



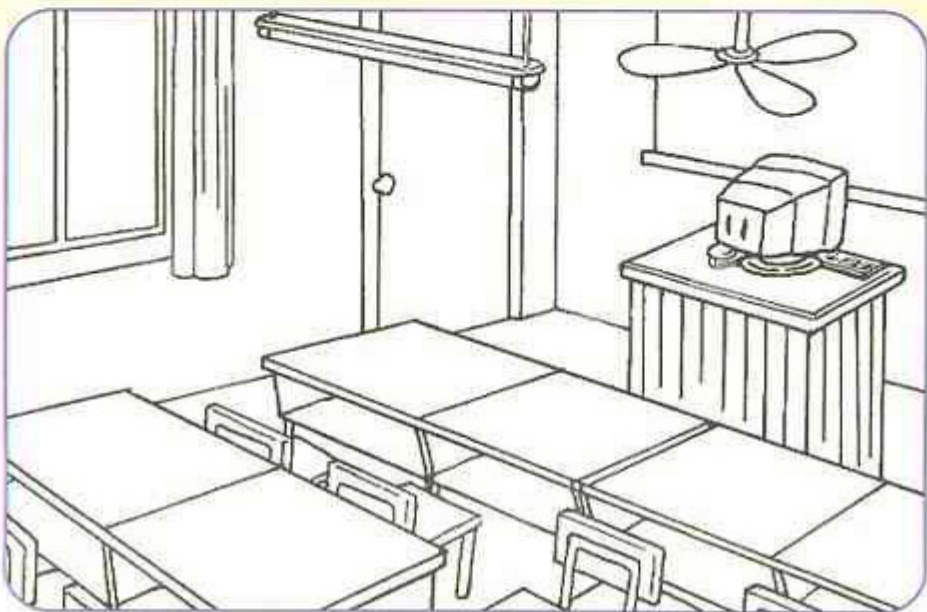


# C



## Task time

1. Colour your classroom.




2. Talk about it in your group.

This is my classroom. It's very big.  
The door is yellow. The windows  
are green.... I like my classroom.






# Let's check



# Let's find out



Big letters \_\_\_\_\_ Small letters \_\_\_\_\_







# story time





# Good to know



## Let's sing



### In the Classroom

1=F  $\frac{3}{4}$   $\frac{2}{4}$

1 1 1 5 | (3 5 3 5) | 3 3 3 1 |

In the class-room, in the class-room,

(3 1 3 1) | 1 3 5 5 | 4 3 2 — |

there's a black-board on the wall.

2 3 4 4 | (4 2 4 2) | 3 2 3 1 |

There are pic-tures, there are flow-ers,

(3 1 3 1) | 1 3 2 5 | 7 2 1 — ||

in the class-room where we learn.





Here you are.  
A pencil-case  
and a notebook.

Catch!

What  
colour is it?

I have a new  
schoolbag.

Guess.

My schoolbag  
is heavy.

I have many books  
in my schoolbag.

What's in your  
schoolbag?

How many  
books?

Too many  
to count.



# A



## Let's learn



How many books do you have?

Chinese book

English book

I have 6.  
An English book,  
a Chinese book,  
a math book,  
a notebook and  
two story-books.

math book  
schoolbag

story-book

notebook



## Let's do



Put your notebook  
under your bag.



Put your pencil  
in your desk.



Put your pencil-case  
on your chair.



Put your eraser near  
your pencil-case.



Put your English book  
on your head.







# Let's talk



Hi, Chen Jie. I have a new schoolbag.

Really? What colour is it?

Look!

It's black and white.

I have many books. An English book, a story-book, and....

Wow! It's a panda! How nice!

May I have a look?

A fat panda!

Sure. Here you are.



# Let's play

I have a new pen.

Really? What colour is it?

Purple?

Guess!

Red?

No.

Yes!





# Read and write



jeep



jigsaw puzzle



jacket



kite



key



nurse



nose



noodles

N n

K k



kangaroo

M m

L l



monkey



man



lamp



lion




mouse



lock



Can you spell these words?





# B



## Let's learn



21-30 twenty-one ... thirty  
31-40 thirty-one ... forty  
41-50 forty-one ... fifty

How many English books can you see?



One, two, three....  
Sorry, too many.



## Let's chant



How many English books do you have?

Thirty! Thirty! Thirty!

How many picture-books do you have?

Forty! Forty! Forty!

How many story-books do you have?

Fifty! Fifty! Fifty!





## Let's talk



My schoolbag is heavy.

What's in it?

Look! 20 story-books, 32 pencils, 8 rulers and 3 pencil-cases.

Wow! Good!

My schoolbag is heavy, too.

What's in it?

10 sharpeners, 42 crayons, 12 erasers and 35 picture-books.

Thank you soooooo much!



## Group work

How many story-books do you have?

I have 23.


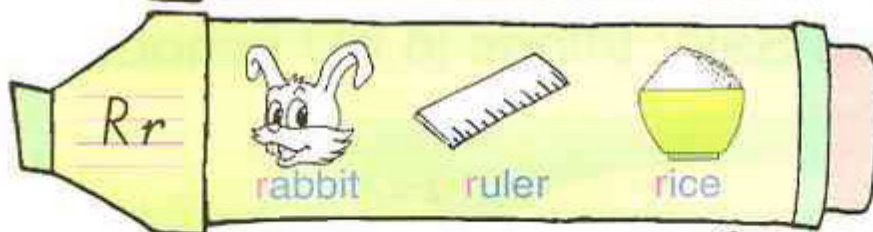


How many long pencils do you have?







# Read and write



# C



## Task time

1. Let's make price tags.



2. On Sale: things in my schoolbag.








# Let's check



1




2




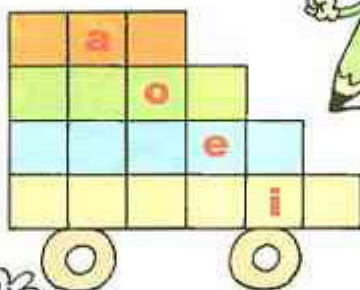

3



4



# Write and say





# story time



Good night, Mom.

Wait, Zoom. Put away your books.

English book, Chinese book, math book....

All right.

1



2

Some more?

Zoom, is everything in your schoolbag?

Yes, Mom.

3



Good. Have a good dream.

4

No, thanks. I'm full.



Take out your book, please. Ah...!

6

Oh! Sorry.



5



Oh, my schoolbag is heavy.







# Good to know

What are books made of?

Why, paper.

Chinese people.

Oh! Great!

Who's the inventor of paper?

Sorry. I don't know.

# Let's sing



## Books and Pencils

1=E  $\frac{2}{4}$

5	6	6	5	4	3	4	5	2	3	4
How many books			do you have,			do you have,				
How many pencils			do you have,			do you have,				
3	4	5	5	6	6	5	4	3	4	5
do you have?			How many books			do you have,				
do you have?			How many pencils			do you have,				
2	5	1								
big and		small?								
short and		long?								





# UNIT THREE

# 3

# MY FRIENDS



Who's she?

I like music!

I like sports.

He has big eyes and a small nose.

He's strong. He has short black hair. What's his name?

His name is Edward.

She's my friend. She's tall. She's quiet.

Me too.

I like painting.



# A



## Let's learn



My friend is strong.  
He has short hair....



Who is he?



friends



long hair



short hair



thin



strong



quiet



## Let's find out

Who's your  
best friend?



She has long  
hair, big eyes and  
ears. She has a small  
nose and a big mouth.  
She's cute.





## Let's talk



Mom, I have a new friend.

A Chinese friend?

Yes.

A boy?

Yes. He has short black hair and big eyes.

Look, this is his photo. He's tall.

What's his name?

His name is Zhang Peng.

He's strong, too.




## Let's play







# Read and write



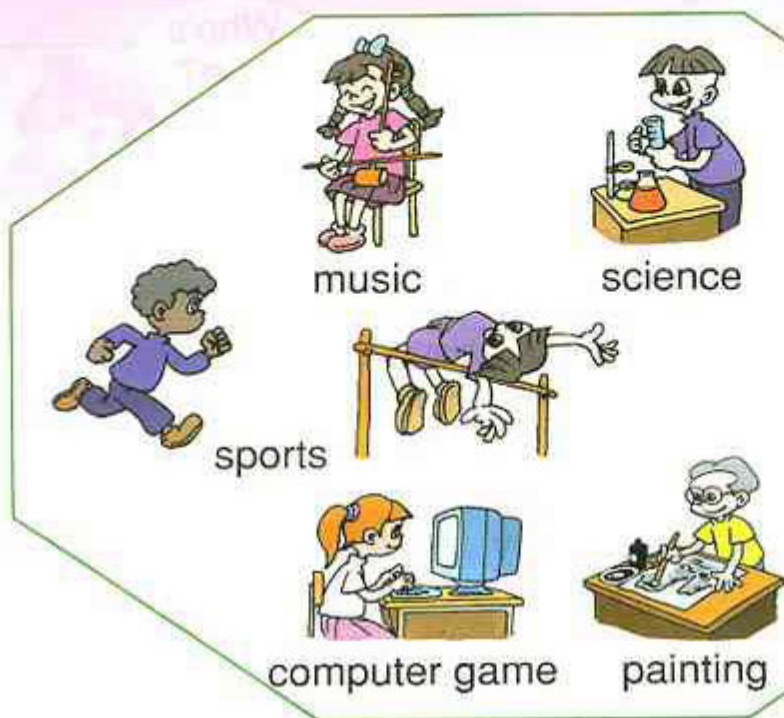
Can you  
spell these  
words?



# B



## Let's learn



My friend likes music.



My friend likes sports.



## Let's do



Listen to music.



Do sports.



Paint.



Make friends.



Play computer games.







# Let's talk



I have a friend.

Boy or girl?

Who's she?

A girl.

She's quiet. She likes music. What's her name?

I have a friend, too. He's strong. He likes sports.

Guess.

He's Zhang Peng.

Her name is Amy.

Yes.

You're right!



# Let's chant

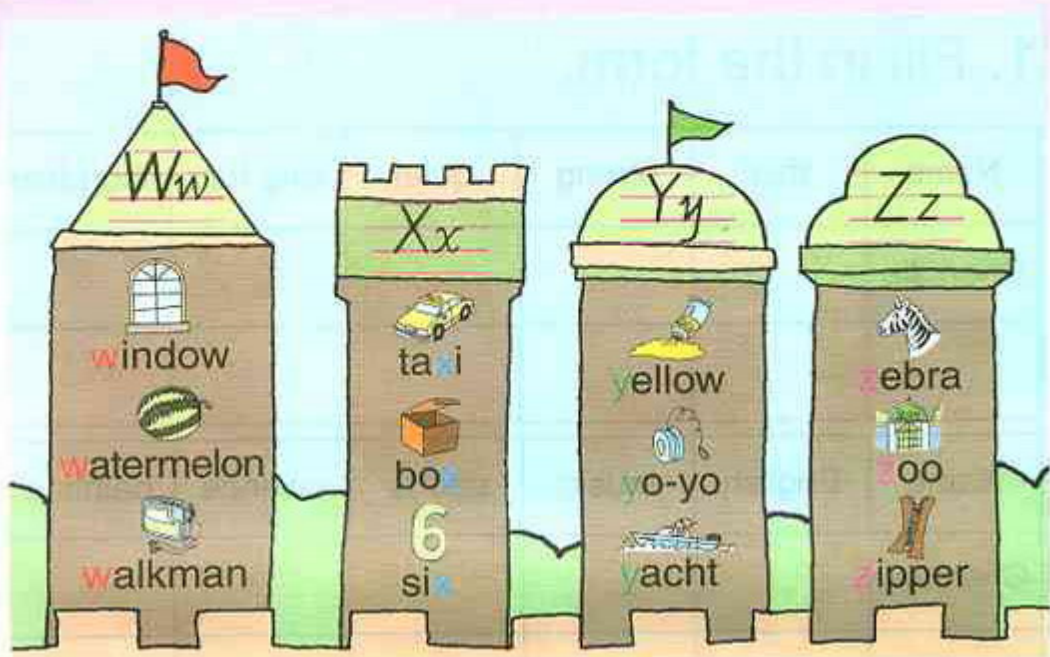


Friends are like you and me.  
Some are old, some are new.  
Some like green, some like blue.  
Friends are like me and you.





# Read and write





## C



## Task time

## 1. Fill in the form.

Name	thin	strong	quiet	long hair	short hair
Chen Jie			✓	✓	


Name	English	music	sports	science	painting
Chen Jie	✓				✓

## 2. Describe your friends.





# Let's check



# Let's make



I have five finger friends.  
Do you like them?  
Please have a try!







# Story time





# Good to know

When a friend gives you a present, open it and say "Thank you".

I hope you'll like it.



Oh, it's so nice!  
I like it very much.  
Thank you.



## Let's sing



### Friends

1=F  $\frac{2}{4}$

5 3 5 | 5 3 5 | 6 5 4 3 |

Friends are big. Friends are small. Friends play sports like

2 3 4 | 5 1 1 | 1 2 3 4 5 |

basket - ball. Friends are cute. Friends are tall.

5 2 2 4 | 3 2 1 ||

We are friends, one and all.





# Recycle 1



Read and act



Good morning,  
Chen Jie.  
Let's clean  
our classroom.

Let me clean the  
desks and chairs.

Let me sweep  
the floor.



Look! This is  
my new  
schoolbag.

Oh, your  
schoolbag is  
heavy.  
What's in it?

An English book, a  
Chinese book, a math  
book, a notebook and  
10 story-books.

10?



Yes. They're  
my friend's  
story-books!









Sing and read



Read and say



How many people are there in your family?

Four!





# Let's practise



What's 10 plus 10?



20! Ha! Ha!  
I've got a pen!



$$10 + 10 = ?$$



$$40 + 10 = ?$$



$$10 + 20 = ?$$



$$15 + 10 = ?$$



$$20 + 20 = ?$$



$$22 + 33 = ?$$



$$20 + 25 = ?$$



$$13 + 26 = ?$$



$$11 + 32 = ?$$



$$37 + 23 = ?$$



How many prizes  
do you have?





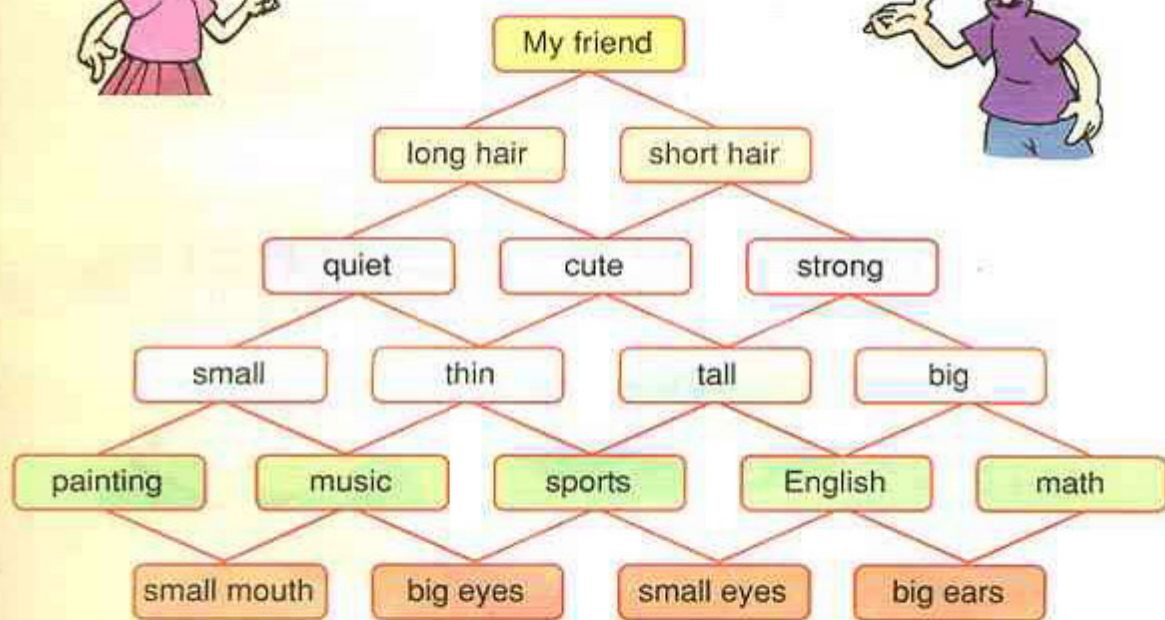
# Let's find out



I have a good friend.  
She has long hair. She's quiet.  
She's thin. She likes music. She  
has big eyes. Who's she?




Um....





# Let's play



Who's the winner? \_\_\_\_\_





# UNIT FOUR

# 4

# MY HOME

Mom, where are my crayons?

Are they in the study?

Where's the cat?

Is she in the kitchen?

This is my home.

Cool!

I'm tired.

I like my home.

Oh, no!

Zip, your living room is nice.

Zip is in the bathroom. I'm her sister.

I like my bathroom.



# A



## Let's learn



This is my home. You can see a bedroom, a living room....



## Let's do



Go to the living room. Watch TV.



Go to the study. Read a book.



Go to the kitchen. Have a snack.



Go to the bedroom. Have a sleep.



Go to the bathroom. Take a shower.





## Let's talk



Is this your bedroom?

It's very nice.

Yes, it is!

Is she in the living room?

Is she in the study?

No, she isn't.

No, she isn't.

Hey, your cat!

Look! She's here!

I have a new eraser. It's a fish.

She's in the kitchen.



## Let's play

Where's my pen?

Is it in your desk?

No, it isn't.

Is it in your hand?

Yes, it is!





# Read and write



home



room



school



classroom



# Write and say



Welcome to my \_\_\_\_\_!



This is my \_\_\_\_\_. It's nice.



I like my \_\_\_\_\_.



Look! My \_\_\_\_\_ is big.

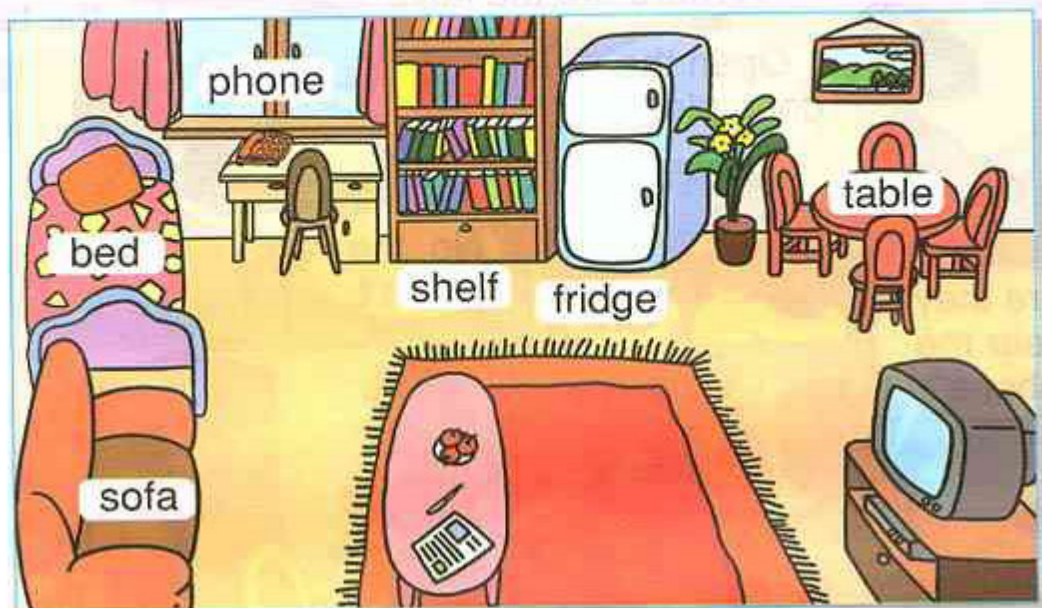




# B



## Let's learn



## Let's do



Sit on the sofa.



Make the bed.



Watch TV.



Answer the phone.



Open the fridge.



Set the table.





# Let's talk



Where are the keys?

Open the door, please.

Are they near the phone?

OK.

No, they aren't.

Are they on the table?

No, they aren't.

Look! They're in the door.



# Let's chant



Mom's in the living room.  
Dad is too.  
I'm in the bedroom.  
Where are you?



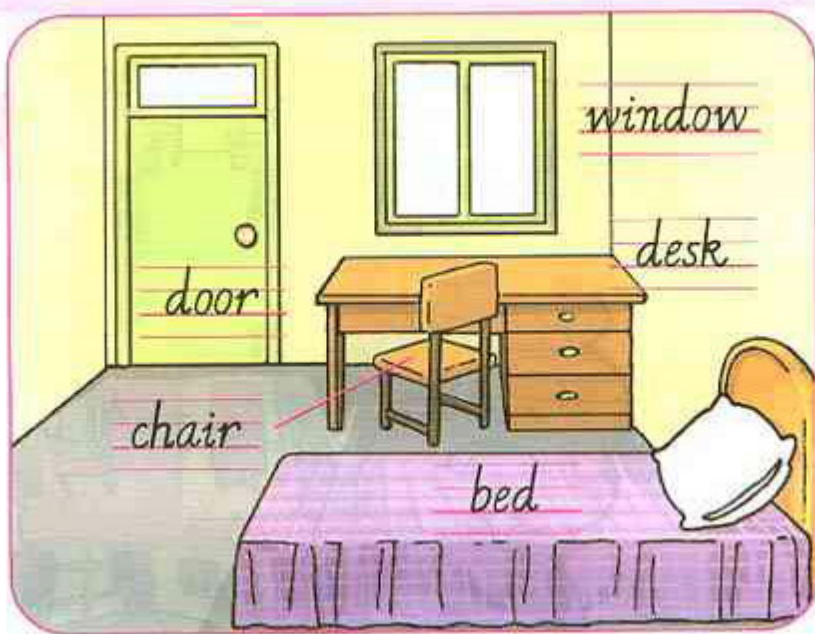
Brother's in the kitchen.  
Sister is too.  
I'm in the bedroom.  
Where are you?







# Read and write



## Write and say



What can you see in my room?



I can see a



\_\_\_\_\_

a



\_\_\_\_\_

a



\_\_\_\_\_

a



\_\_\_\_\_

and a



\_\_\_\_\_

Oh, it's a nice room. I like it.



# C



## Task time

I'm looking for a house like this.



Read and choose

A

### FOR RENT

2 bedrooms  
1 kitchen  
1 living room  
1 bathroom  
Please call 852-4890.

B

### FOR RENT

2 bedrooms  
1 kitchen  
1 study  
2 bathrooms  
Please call 852-8049.

C

### FOR RENT

3 bedrooms  
1 living room  
1 kitchen  
2 bathrooms  
Please call 852-9840.

D

### FOR RENT

2 bedrooms  
1 kitchen  
1 living room  
2 bathrooms  
1 study  
Please call 852-0489.

Oh, that's it!

Which one?

A B C D \_\_\_\_\_







# Let's check



# Let's play



This is my home. We have two bedrooms, a living room....







# story time



Do you see my glasses?

No. Are they on the fridge?



Those are not my glasses.

2



Look! My glasses are on the table.



Look! Your glasses are on the shelf.

4



Thank you.

But where are my glasses?

Oh, I'm dizzy.



I can see now.



Me too.  
Let's change our glasses.

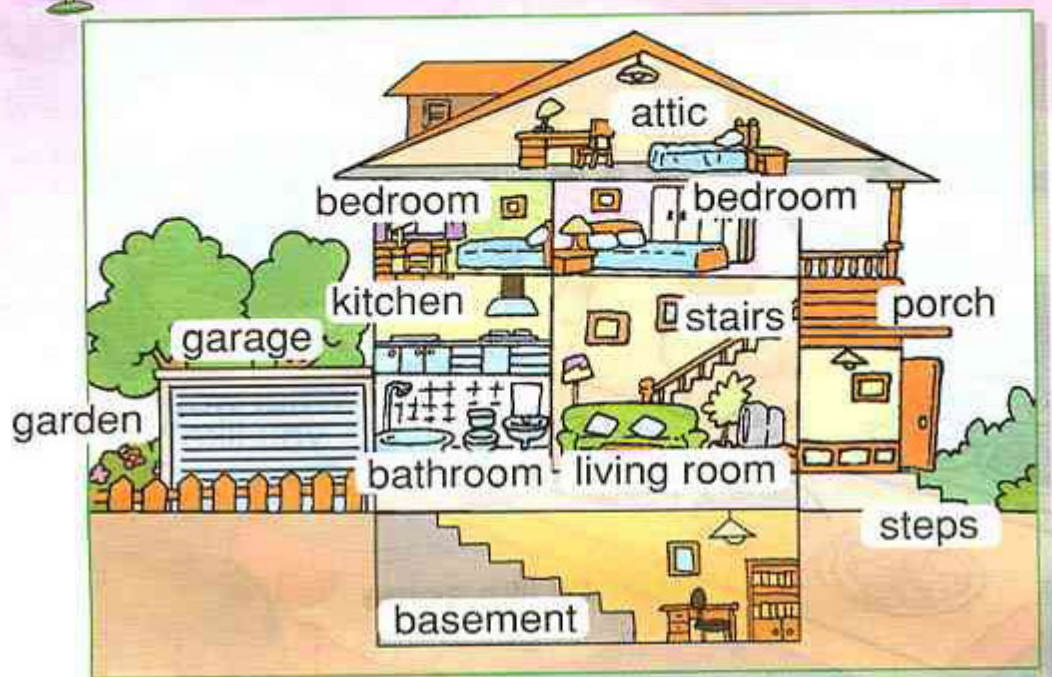
Me too.







# Good to know

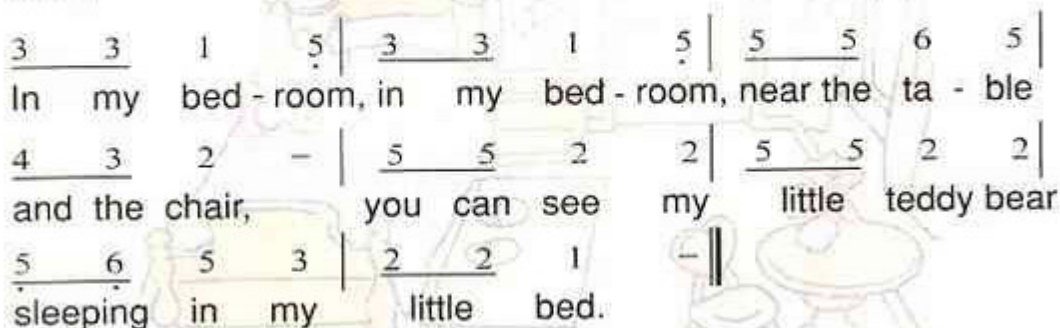


# Let's sing




## My Bedroom

$1=F \quad \frac{3}{4}$







Here's a fish.

What would you like?

I'd like some vegetables.

I'd like some beef.

How much?

Five yuan.

Let me show you.

Let me try.

Look! I can use chopsticks now.

Help yourself.

Cheers!

Great!



# A



## Let's learn



Can I have some noodles, please?

MENU		
rice		¥ 1
fish		¥ 8
beef		¥ 10
soup		¥ 4
noodles		¥ 2
vegetable		¥ 5
juice		¥ 3
bread		¥ 2
milk		¥ 1
chicken		¥ 9
hot dog		¥ 2
hamburger		¥ 3

Sure. Here you are.



## Let's play

Can I have some rice, please?



Sure. Here you are.





# Let's talk



Dad, I'm hungry.  
What's for dinner?

Wait and see.

What would  
you like?

I'd like some  
rice and soup.

Everything's  
ready.

Thanks.

What would  
you like for  
dinner?

I'd like some fish  
and vegetables,  
please.

Thank you,  
Dad.



# Group work

What would  
you like for  
dinner?



I'd like some....

Name	rice	noodles	beef	soup	meat	fish	chicken	vegetable
Mike			✓		✓	✓	✓	







# Read and write



# Write and say



What would you like for breakfast?



I'd like two s,  
 some , some ,  
 and a glass of .




Wow! What a big breakfast!



# B



## Let's learn



## Let's do



Give me a spoon.



Pass me a fork.



Wash the plates.



Use the chopsticks.



Cut with the knife.







## Let's talk



Dinner's ready!  
Your forks and  
knives.

Help yourself.

Oops, sorry.

I can use  
chopsticks.

Let me  
show you.

Let me  
try.

We had a  
good time.

Good night.

Mm.... Yummy.  
I like Chinese food.

Me too.

Thank you.

See you  
tomorrow.



## Let's chant



Pass me the fork.

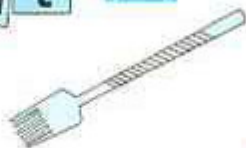
Pass me the knife.

Pass me rice and noodles, too.

Pass me the plate.

Pass me the spoon.

Pass me fish and vegetables, too.





# Read and write



What would you like for dinner?

rice

beef

fish

chicken

I'd like....



# Write and say



What would you like for dinner?



I'd like some  \_\_\_\_\_,

some  \_\_\_\_\_, some  \_\_\_\_\_ and

some  \_\_\_\_\_.



Oh, no. You can't eat so much!






# C




## Task time

1. Draw your own menu.





2. Talk with your partner about your menu.






# Let's check



# Write and say

Complete the words and draw the food.







# story time



1

Hello! What would you like for lunch?

2

Your rice and fish.

Your noodles and beef.

I'd like some rice and fish, please.

Now I'd like some noodles and beef, please.

Anything else?

Some soup and vegetables, please.

Thank you.

3

4

Your soup and vegetables. Here's your bill.

5

You ...!!!

6





# Good to know

Would you like some dessert, Chen Jie?

What is a dessert?

It's something sweet, like pudding, fruit or ice-cream....

Sounds good. I'd like one.



# Let's sing



## What Would You Like?

1=C  $\frac{4}{4}$

1 3 5 i | 6 6 i 5 — |  
Dum-plings, dump-lings, noodles or rice.

4 4 4 5 3 1 | 2 2 3 2 — |  
Hambur-gers, hot dogs would be nice.

1 1 3 3 5 5 i | 6 i 5 — |  
French fries, French fries, bread or pies.

4 4 4 5 3 1 | 2 2 1 — ||  
Chicken or vege-tables would be nice.









# A



## Let's learn



Hi, friends! Come and meet my family!



### MY FAMILY



family



parents



uncle



aunt



baby brother



## Group work



This is my dad. He's tall and strong....







# Let's talk



How many people are there in your family?

Three.

Who are they?

Look! My parents and me.

My family has seven members.

Seven?

My dad, my mom, my brother, my sister, my baby brother and me.

But that's only six!

Gee!

And my little puppy!



# Let's count

How many apples are there on / under the tree?



# Read and write



# Write and say



Come and meet my family!

This is my  \_\_\_\_\_.

This is my  \_\_\_\_\_.

This is my  \_\_\_\_\_.

And this is my  \_\_\_\_\_.

We play together!





# B



## Let's learn



What's your father?



My father is a doctor. He's tall. He likes sports.



baseball player



driver



doctor



farmer



nurse



## Let's do



Act like a teacher.



Act like a doctor.



Act like a nurse.



Act like a farmer.



Act like a driver.



Act like a baseball player.





## Let's talk



Who's this man?  
He looks strong.

Is this your  
aunt?

Yes, she is.  
She's a nurse.  
She likes music.

Cool!

He's my uncle.  
He's a baseball  
player.

Is this your  
father?

Yes, he is.  
He's a doctor.

Look! They're  
my grandpa  
and grandma.

They look  
young. Are they  
farmers?

What's your  
mother?

She's a  
teacher.

Yes, you're right.



## Let's chant



What's your father? What's your father?

He's a doctor. He's a doctor.

He's a great doctor.

What's your mother? What's your mother?

She's a teacher. She's a teacher.

She's a super teacher!







# Read and write



Can you spell these words?



I'm going to be a ....



# Write and say



This is my mother. She's a \_\_\_\_\_. She's quiet. This is my father. He's a \_\_\_\_\_. He likes painting. My aunt is a \_\_\_\_\_. She likes flowers. My uncle is a \_\_\_\_\_. He's good at sports.



## C



## Task time

Finish the family tree, and talk about it with your partner.

grandpa grandma

f \_\_\_\_\_ m \_\_\_\_\_ aunt uncle

b \_\_\_\_\_ s \_\_\_\_\_ baby brother me

MY FAMILY TREE

How many people are there in your family?

10. Look, this is my grandpa....








# Let's check



# Let's find out

Circle the words.





# story time



Hi, friends!  
Welcome to  
my home.



Look at these  
photos.

2



They are  
my family  
photos.

My father is a  
teacher. My  
mother is a  
nurse.



What's your  
father?

This is my  
uncle. He's  
a driver.

Great.

4



He's  
strong.

This is my  
grandpa.



Is he a  
teacher?

Yes!

Look! A  
baseball  
player!



Who's  
that?

Ha! Ha!  
It's me!







# Good to know

My mom is a teacher.  
She likes reading.

Oh, you call your  
mother "mom"?

Yes, and my baby  
sister calls my  
mom "mommy".

There are some other ways to call  
mother and father: mom, mommy,  
mama, dad, daddy and papa.

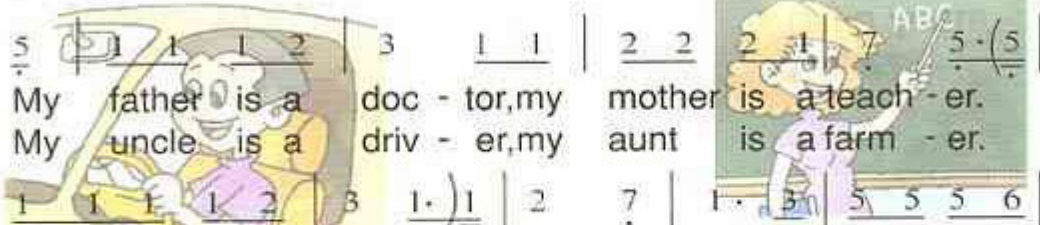
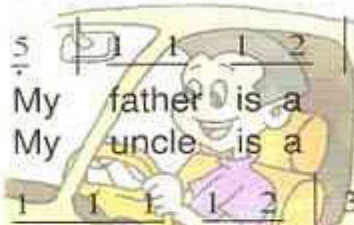


# Let's sing



## My Father Is a Doctor

1=F  $\frac{2}{4}$



My father is a doc - tor, my mother is a teach - er.  
My uncle is a driv - er, my aunt is a farm - er.  
They love me so. My father is a  
They love me so. My uncle is a  
doc - tor, my mother is a teach - er.  
driv - er, my aunt is a farm - er.  
love them, too.  
love them, too.



# Recycle 2



Read and act



Merry Christmas!

Merry Christmas!



Wow! How beautiful!

Look! This is the living room.



Wow! So many gifts!

How many gifts are there?

There are 37!



Merry Christmas!

Is this your father?

Yes. He's Father Christmas now.

Cool!





Come and meet my family!

They're in the kitchen.

Where are they?

Nice to meet you.

This is my mother. She's a singer.

Merry Christmas!

Welcome!

I'd like some potatoes.

Here's the turkey!  
What would you like?

Merry Christmas!

I'd like some beef.

Merry Christmas, everyone!


Merry Christmas!







# Listen and colour







# Spelling game







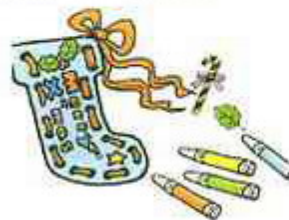


# Let's make



1. Draw and cut.

2. Make holes and put thread in.



3. Decorate it and put a present in.

4. Give it to a friend.



# Let's sing



## A Merry Christmas

1=G  $\frac{3}{4}$

5   1   1   2	1   7	6   6   6
We wish you a	mer - ry	Christ - mas. We
2   2   3   2   1	7   5	5   3   3   4   3   2
wish you a	mer - ry	Christ - mas. We wish you a
1   6   5   5	6   2	7   1   —   5
Christ - mas and a	hap - py	New Year. Good
1   1   1	7   —   7	1   7   6
ti - dings to	you, wher -	ev - er you
5   —   2	3   2   2	1   5   5   5   5
are. Good	ti - dings	for Christ - mas and a
6   2   7	1   —	
hap - py	New Year.	



# Words in Each Unit

## 单元词汇表

(注: 黑体词为各单元中 Let's learn 部分出现的单词, 要求听、说、认读; 白体词为各单元中首次出现的单词, 只作听、说要求; 标有△的单词为第一、二册学生用书中已经出现过的白体词, 要求听、说、认读; 标有☆的单词要求学生听、说、读、写。)

### Unit 1

window ..... 窗户  
board ..... 写字板  
light ..... 灯; 管灯  
picture ..... 画; 图画  
door ..... 门  
floor ..... 地板  
classroom ..... 教室  
many ..... 许多的  
our ..... 我们的  
classmate ..... 同学  
have a look ..... 看一看  
seat ..... 座位  
near ..... 在……的旁边  
△ what ..... 什么  
△ in ..... 在……里面  
△ the ..... 这个; 那个  
△ we ..... 我们  
△ have ..... (我们) 有

△ new ..... 新的  
△ go ..... 去  
△ where ..... 在哪里  
computer ..... 计算机  
teacher's desk ..... 讲台  
wall ..... 墙  
fan ..... 扇子; 电扇  
clean ..... 打扫; 清洁; 擦  
干净的  
good idea ..... 好主意  
all right ..... 好吧; 好的  
good job ..... 干得好  
△ you ..... 你  
△ see ..... 看见; 看到  
△ me ..... 我 (宾格)  
△ look at ..... 看……

### Unit 2

Chinese book ..... 语文书





**English book** ..... 英语书  
**math book** ..... 数学书  
**schoolbag** ..... 书包  
**story-book** ..... 故事书  
**notebook** ..... 笔记本  
**colour** ..... 颜色  
**fat** ..... 胖的  
 △ **may** ..... 可以  
 △ **sure** ..... 当然可以  
 △ **here you are** ..... 给你  
 ☆ **bag** ..... 包  
 ☆ **pencil** ..... 铅笔  
 ☆ **pen** ..... 钢笔  
**twenty-one** ..... 二十一  
**thirty** ..... 三十  
**thirty-one** ..... 三十一  
**forty** ..... 四十  
**forty-one** ..... 四十一  
**fifty** ..... 五十  
**too many** ..... 太多了  
**heavy** ..... 重的; 沉重的  
**what's = what is**  
 △ **sorry** ..... 对不起  
 ☆ **book** ..... 书  
 ☆ **ruler** ..... 尺子  
 ☆ **pencil-case** ..... 铅笔盒

## Unit 3

**long hair** ..... 长头发  
**short hair** ..... 短头发  
**thin** ..... 瘦的  
**strong** ..... 健壮的  
**quiet** ..... 安静的  
**friend(s)** ..... 朋友 (复数)  
**Chinese** ..... 中国的  
**like** ..... 喜欢  
**his** ..... 他的  
**photo** ..... 照片  
**he's = he is**  
 △ **has** ..... (他/她) 有  
 △ **name** ..... 名字  
 △ **he** ..... 他  
 ☆ **teacher** ..... 教师  
 ☆ **student** ..... 学生  
**music** ..... 音乐  
**science** ..... 科学  
**sports** ..... 体育运动  
**computer game** ..... 电脑游戏  
**painting** ..... 绘画  
**she's = she is**  
**her** ..... 她的  
**you're = you are**  
 △ **she** ..... 她



△ right ..... 对的; 正确的  
 ☆ boy ..... 男孩  
 ☆ girl ..... 女孩  
 ☆ friend ..... 朋友

## Unit 4

study ..... 书房  
 bathroom ..... 卫生间  
 bedroom ..... 卧室  
 living room ..... 起居室  
 kitchen ..... 厨房  
 it's = it is

hey ..... 嘿  
 △ fish ..... 鱼

△ isn't = is not

△ here ..... 这里  
 ☆ home ..... 家  
 ☆ room ..... 房间  
 ☆ school ..... 学校  
 ☆ classroom ..... 教室  
 phone ..... 电话  
 bed ..... 床  
 sofa ..... 沙发  
 shelf ..... 书架  
 fridge ..... 冰箱  
 table ..... 桌子

they ..... 他们  
 aren't = are not  
 they're = they are

△ key ..... 钥匙  
 △ open ..... 打开  
 △ look ..... 看  
 △ please ..... 请  
 △ on ..... 在……上面  
 △ no ..... 不; 不是  
 ☆ window ..... 窗户  
 ☆ desk ..... 课桌; 书桌  
 ☆ door ..... 门  
 ☆ chair ..... 椅子  
 ☆ bed ..... 床

## Unit 5

☆ rice ..... 米饭  
 fish ..... 鱼  
 noodle(s) ..... 面条 (复数)  
 ☆ beef ..... 牛肉  
 vegetable ..... 蔬菜  
 soup ..... 汤  
 have ..... 吃  
 dinner ..... 晚餐; 正餐  
 wait ..... 等  
 I'd like = I would like





☆ bread ..... 面包  
 ☆ milk ..... 牛奶  
 ☆ egg ..... 蛋  
 ☆ water ..... 水  
 △ hungry ..... 饥饿的  
 △ for ..... 为; 给  
 △ thank you ..... 谢谢你  
 knife ..... 刀  
 chopstick(s) .... 筷子 (复数)  
 spoon ..... 勺子  
 plate ..... 盘子  
 fork ..... 叉子  
 help ..... 帮助; 帮忙  
 pass ..... 传递  
 ready ..... 准备好了  
 try ..... 尝试; 试一下  
 help yourself ..... 随便吃  
 show ..... 展示  
 yummy ..... 好吃的  
 food ..... 食物  
 △ use ..... 使用  
 ☆ chicken ..... 鸡肉  
 ☆ fish ..... 鱼

parents ..... 父母  
 uncle ..... 叔叔; 舅舅  
 aunt ..... 姑姑; 婶; 姨  
 baby ..... 婴儿  
 people ..... 人  
 member ..... 成员  
 only ..... 只有; 仅仅  
 puppy ..... 小狗  
 gee ..... 感叹词;

用以表示惊奇、赞赏等

△ come ..... 来  
 △ who ..... 谁  
 ☆ sister ..... 姐妹  
 ☆ brother ..... 兄弟  
 ☆ father ..... 父亲; 爸爸  
 ☆ mother ..... 母亲; 妈妈  
 baseball player 棒球运动员  
 ☆ driver ..... 司机  
 ☆ doctor ..... 医生  
 ☆ farmer ..... 农民  
 ☆ nurse ..... 护士  
 look ..... 看上去; 看; 瞧  
 young ..... 年轻的

## Unit 6

family ..... 家庭



# Vocabulary

## 词汇表

(注: 黑体词为各单元中 Let's learn 部分出现的单词, 要求听、说、认读; 白体词为各单元中首次出现的单词, 只作听、说要求; 标有△的单词为第一、二册学生用书中已经出现过的白体词。要求听、说、认读; 标有☆的单词要求学生听、说、读、写。)

### A

all right ..... 好吧; 好的  
aren't = are not  
aunt ..... 姑姑; 婶; 姨

### B

baby ..... 婴儿  
☆ bag ..... 包  
baseball player 棒球运动员  
bathroom ..... 卫生间  
☆ bed ..... 床  
bedroom ..... 卧室  
☆ beef ..... 牛肉  
board ..... 写字板  
☆ book ..... 书  
☆ boy ..... 男孩  
☆ bread ..... 面包  
☆ brother ..... 兄弟

### C

☆ chair ..... 椅子  
☆ chicken ..... 鸡肉  
Chinese ..... 中国的  
Chinese book ..... 语文书  
chopstick(s) ..... 筷子 (复数)  
classmate ..... 同学  
☆ classroom ..... 教室  
clean ..... 打扫; 清洁; 擦  
干净的  
colour ..... 颜色  
△ come ..... 来  
computer ..... 计算机  
computer game ..... 电脑游戏

### D

☆ desk ..... 课桌; 书桌  
dinner ..... 晚餐; 正餐  
☆ doctor ..... 医生  
☆ door ..... 门





☆ driver ..... 司机

## E

☆ egg ..... 蛋

English book ..... 英语书

## F

family ..... 家庭

fan ..... 扇子; 电扇

☆ farmer ..... 农民

fat ..... 胖的

☆ father ..... 父亲; 爸爸

fifty ..... 五十

△ ☆ fish ..... 鱼

floor ..... 地板

food ..... 食物

△ for ..... 为; 给

fork ..... 叉子

forty ..... 四十

forty-one ..... 四十一

fridge ..... 冰箱

☆ friend ..... 朋友

friend(s) ..... 朋友 (复数)

## G

gee ..... 感叹词;

用以表示惊奇、赞赏等

☆ girl ..... 女孩

△ go ..... 去

good idea ..... 好主意

good job ..... 干得好

## H

△ has ..... (他/她) 有

△ have ..... (我们) 有; 吃

have a look ..... 看一看

△ he ..... 他

heavy ..... 重的; 沉重的

help ..... 帮助; 帮忙

her ..... 她的

△ here ..... 这里

△ here you are ..... 给你

he's = he is

hey ..... 嘿

his ..... 他的

☆ home ..... 家

△ hungry ..... 饥饿的

## I

I'd like = I would like

△ in ..... 在……里面

△ isn't = is not

it's = it is



## K

△ key ..... 钥匙  
 kitchen ..... 厨房  
 knife ..... 刀

## L

light ..... 灯; 管灯  
 like ..... 喜欢  
 living room ..... 起居室  
 long hair ..... 长头发  
 look ..... 看上去; 看; 瞧  
 look at ..... 看……

## M

many ..... 许多的  
 math book ..... 数学书  
 △ may ..... 可以  
 △ me ..... 我 (宾格)  
 member ..... 成员  
 ☆ milk ..... 牛奶  
 ☆ mother ..... 母亲; 妈妈  
 music ..... 音乐

## N

△ name ..... 名字  
 near ..... 在……的旁边  
 △ new ..... 新的

noodle(s) ..... 面条 (复数)

△ no ..... 不; 不是  
 notebook ..... 笔记本  
 ☆ nurse ..... 护士

## O

△ on ..... 在……上  
 only ..... 只有; 仅仅  
 △ open ..... 打开  
 our ..... 我们的

## P

painting ..... 绘画  
 parents ..... 父母  
 pass ..... 传递  
 ☆ pen ..... 钢笔  
 ☆ pencil ..... 铅笔  
 ☆ pencil-case ..... 铅笔盒  
 people ..... 人  
 phone ..... 电话  
 photo ..... 照片  
 picture ..... 画; 图画  
 plate ..... 盘子  
 puppy ..... 小狗





## Q

quiet.....安静的

## R

ready.....准备好了

☆ rice.....米饭

△ right.....对; 对的

☆ room.....房间

☆ ruler.....尺子

## S

☆ school.....学校

schoolbag.....书包

science.....科学

seat.....座位

△ see.....看见; 看到

△ she.....她

she's = she is

shelf.....书架

short hair.....短头发

show.....展示

☆ sister.....姐妹

sofa.....沙发

△ sorry.....对不起

soup.....汤

spoon.....勺子

sports.....体育运动

story-book.....故事书

strong.....强壮的

☆ student.....学生

study.....书房

△ sure.....当然可以

## T

table.....桌子

☆ teacher.....教师

teacher's desk.....讲台

△ thank you.....谢谢你

△ the.....这个; 那个

they.....他们

they're = they are

thin.....瘦的

thirty.....三十

thirty-one.....三十一

too many.....太多了

try.....尝试; 试一下

twenty-one.....二十一

## U

△ use.....使用

uncle.....叔叔; 舅舅



## V

vegetable ..... 蔬菜

## W

wait ..... 等

wall ..... 墙

☆ water ..... 水

△ what ..... 什么

what's = what is

△ we ..... 我们

△ where ..... 在哪里

△ who ..... 谁

☆ window ..... 窗户

## Y

△ you ..... 你

young ..... 年轻的

you're = you are

yummy ..... 好吃的

