

经全国中小学教材审定委员会  
2002年初审通过

义务教育课程标准实验教科书

# 英语

(新版)

NEW PRIMARY ENGLISH FOR CHINA  
Students' Book

(供三年级起始用)

三年级 下册

(中国) 课程教材研究所  
英语课程教材研究开发中心 合编  
(新加坡) SNP 泛太平洋出版有限公司



人民教育出版社

义务教育课程标准实验教科书

# 英语

(新版)

NEW PRIMARY ENGLISH FOR CHINA

Students' Book

(供三年级起始用)

三年级 下册

(中国) 课程教材研究所  
英语课程教材研究开发中心 合编  
(新加坡) SNP 泛太平洋出版有限公司

人民教育出版社

顾问：邓炎昌      海瑟·琼斯 (Heather Jones)

编委会主任：刘道义

编委会副主任：魏国栋      龚亚夫      郝建平      萧吴多娇

中方主编：刘岩      郝建平

新方主编：Chailee Dodds

编写人员：刘岩      郝建平      吴悦心      杜志娴

Chailee Dodds

责任编辑：陶明天      杨春玲

杨昆      Anne Hughes

美术编辑：林荣桓

绘图：严峥工作室

版式设计：林荣桓      郝建平

封面设计：林荣桓

参加本书前期编写工作的有晁霞、贾秋林、瓮学海、李宇等老师。李静纯、Dodie Brooks, Sandra L. Richley 审阅了本书，在此一并谨表谢意。

# CONTENTS



**Unit 1** Let's go to school. .... 2



**Unit 2** How old are you? ..... 14



**Unit 3** This is my father. .... 26

**Fun Time 1** ..... 38



**Unit 4** Do you like candy? ..... 44




**Unit 5** It's a parrot. .... 56



**Unit 6** Is this your skirt? ..... 68

**Fun Time 2** ..... 80







# Unit 1 Let's go to school!

## Lesson 1



1 Just speak 

Hello, Kate!  
Nice to see you again.

Hi, Gao Wei!  
Glad to see you again.

Let's go to school.

OK. Let's go!





## 2 Just read



school



## 3 Let's sing



$1 = D \frac{2}{4}$

Nice to see you again



$\underline{5} \quad \underline{3} \quad \underline{3} \quad \underline{3} \mid \underline{4} \quad \underline{2} \quad 2 \quad \mid \underline{1} \quad \underline{2} \quad \underline{3} \quad \underline{4} \mid \underline{5} \quad \underline{5} \quad \underline{5} \mid$   
Hello, Peter! Hello, Kate! Nice to see you a - gain.

$\underline{5} \quad \underline{3} \quad \underline{3} \quad \underline{3} \mid \underline{4} \quad \underline{2} \quad \underline{2} \quad \underline{2} \mid \underline{1} \quad \underline{3} \quad \underline{5} \quad \underline{5} \mid 3 \cdot \quad \underline{0} \mid$   
Hello, Gao Wei! Hello, Li Yan! How are you?

$2 \quad 2 \quad \mid \underline{2} \quad \underline{3} \quad 4 \quad \mid 3 \quad 3 \quad \mid \underline{3} \quad \underline{4} \quad \underline{5} \mid$   
I'm fine. Thank you. I'm fine. Thank you.

$\underline{5} \quad \underline{3} \quad \underline{3} \quad \underline{3} \mid \underline{4} \quad \underline{2} \quad 2 \quad \mid \underline{1} \quad \underline{3} \quad \underline{5} \quad \underline{5} \mid \underline{1} \quad \underline{1} \cdot \quad \underline{0} \parallel$   
Hello, Peter! Hello, Kate! Nice to see you again.







Hello, Yang Ming.  
I have a new water bottle.

Cool! Look, I have  
a new storybook.



Oh, good!  
Can I see it?

Sure. Here you are.







## 2 Just read



storybook



water bottle



## 3 Let's chant



I have a .



Me too!



I have a .



Me too!



I have a .



Me too!



I have a .



Me too!





Hi, Li Yan.  
Look at my new pencil-box!

Wow, how nice!  
What's in it?



Look!

Oh, a marker and  
some crayons!





## 2 Just read




marker



crayon



## 3 Let's play











## 2 Just read



Chinese book




English book



## 3 Let's play









## 2 Just read



desk



chair



## 3 Let's do



Show me your  
marker.



Show me your  
Chinese book.



Show me your  
English book.



Touch your desk.



Touch your chair.



Touch your pencil-box.





## Lesson 6

### Revision



#### 1 Fun story







## 2 Just check



## 3 Let's make



1. Draw a water bottle.



2. Colour it.



3. Cut it out.



4. Glue a string to it.

Look! I have a new water bottle.



5. Talk about it.



# Unit 2 How old are you?

## Lesson 7

### 1 Just speak

Hello, I'm Li Yan.  
I'm in Class 1, Grade 3.

Hi, my name's Ann.  
I'm in Class 2, Grade 3.

Glad to meet you.


Nice to meet you.

One, two, three!





## 2 Just read



one



two



three



## 3 Let's play




What's your name?



My name is Mary.  
I'm in Class 2, Grade 3.







### 3 Let's sing



$$1 = F \frac{2}{4}$$

How old are you?

1	2		3	1		1	2		3	1			
How	old		are	you?		How	old		are	you?			
3	4		5	—		3	4		5	—			
I	am		seven.			I	am		seven.				
<u>5 · 6</u>	<u>5</u>	<u>4</u>		3	1		<u>5 · 6</u>	<u>5</u>	<u>4</u>		3	1	
How	old		are	you?		How	old		are	you?			
2	<u>5</u>		1	0		2	<u>5</u>		1	0			
I	am		six.			I	am		six.				







eight



nine



ten



**3 Let's chant**



Hello! Hello!  
How old are you?  
I am seven.  
I am eight.  
I am nine.  
I am ten.





## Lesson 10

### 1 Just speak







four



five



**3 Let's sing**

$1 = F \frac{2}{4}$

**The number song**

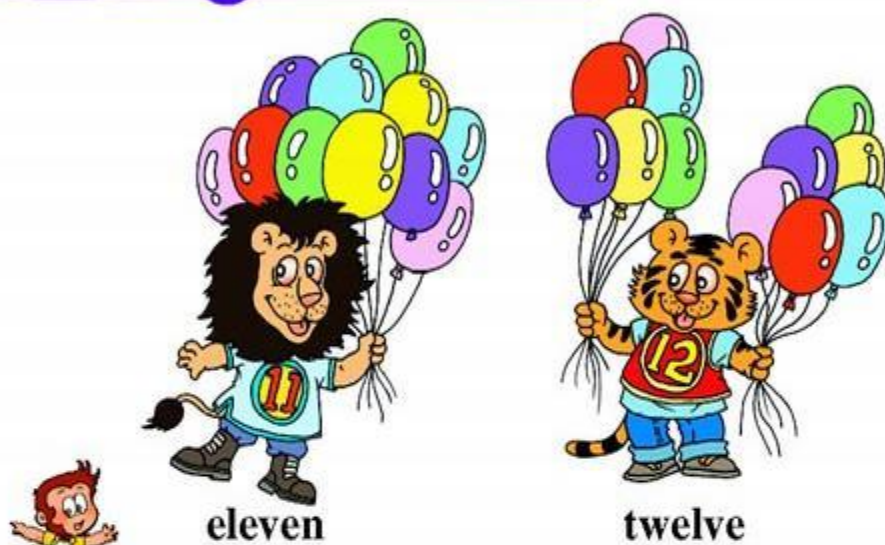


$\dot{5}$  | 1 3 | 5 1 | 5 6 | 5 - |  
 Ze - ro, one two three four five six seven,  
 3 4 | 3 - | 2 2 | 1 - |  $\dot{5}$  |  
 eight nine ten. Be- gin again. Ze - ro,  
 1 3 | 5 1 | 5 6 | 5 - | 3 4 |  
 one two three four five six seven, eight nine  
 3 - | 2 2 | 1 - ||  
 ten. Be- gin again.









**3 Let's play**





# Lesson 12

## Revision



### 1 Fun story

1 One, two, three, four ...

five, six ...

2 Hello, I'm Li Yan.

I'm Wendy.

3 I'm in Class 2, Grade 3.

4 Hello, What's your name?  
How old are you?

I'm nine.

I'm in Class 1.  
How old are you?

5 It's five o'clock.  
Let's sing.

6 Oh! Look at your face.

Happy birthday to you!





## 2 Just check



## 3 Let's sing

$$1 = {}^4E \frac{2}{4}$$

### Colour markers

1 1. 1 | 3 5 5 | 3 1 2 3 | 1 0 |  
Twelve colour markers in my pencil - box.

3 3. 3 | 4 5 5 | 4 3 4 5 | 3 0 |  
Twelve colour markers in my pencil - box.

6 6. 6 | 5 5 5 | 3 1 2 7 | 1 0 |  
One colour marker fell in-to a box.

1 1 1 1. 1 | 3 5 5 | 3 1 2 3 | 1 0 ||  
Eleven colour markers in my pencil - box.



# Unit 3 This is my father.

## Lesson 13

### 1 Just speak







## 2 Just read



father

mother




## 3 Let's sing

1 = D  $\frac{4}{4}$

### Father and mother

1	<u>2</u>	<u>2</u>	3	1		1	<u>2</u>	<u>2</u>	3	1		
I	love	my	fa -	ther.		I	love	my	mo -	ther.		
3	4	5	-			3	4	5	-			
They	love	me.				They	love	me.				
<u>5</u>	<u>6</u>	<u>5</u>	<u>4</u>	3	1		<u>5</u>	<u>6</u>	<u>5</u>	<u>4</u>	3	1
I	love	my	fa -	ther.		I	love	my	mo -	ther.		
2	5	1	-			2	5	1	-			
They	love	me.				They	love	me.				







## 2 Just read



brother

sister



## 3 Let's do



Show me your photo.



Show me your father's photo.



Show me your mother's photo.



Show me your sister's photo.



Show me your brother's photo.



Show me your family photo.







## 2 Just read



daughter

son



## 3 Let's chant

Father and mother  
love son and daughter.  
Brother and sister  
help each other.





## 1 Just speak







## 2 Just read




grandfather

grandmother

## 3 Let's play









**aunt**

## 3






# Lesson 18

## Revision



### 1 Fun story







## 2 Just check



## 3 Let's make and play



1. Draw a tree.



2. Colour it.



3. Cut it out.



4. Glue photos on it.



5. Introduce your family.



# Fun Time 1

## Part 1

### 1 Let's play



### 2 Let's act







### 3 Let's chant and play



Red bus, 1, 2, 3.

Green bus, 4, 5, 6.

Blue bus, 7, 8, 9.

Yellow bus, 10, 11, 12.

What time is it,  
Uncle?



It's one o'clock.  
Time to go!



### 4 Let's make



1. Cut out a picture.



2. Glue it.



3. Write numbers on it.




4. Say your numbers to the class.



## Part 2

### 1 Let's sing and play



### 2 Let's act



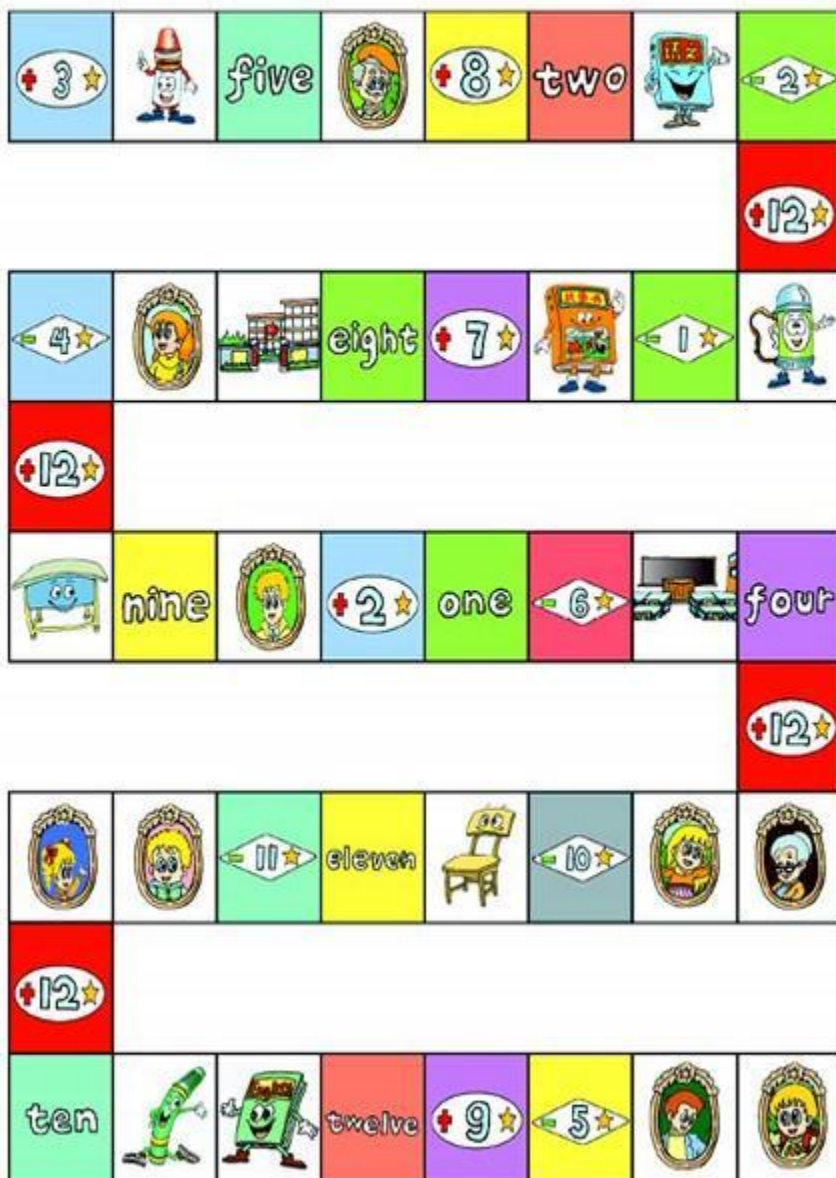




### 3 Let's play



Start




Finish




## Part 3

### 1 Project



### 2 Presentation







### 3 Sample projects



### 4 Cultural link




# Unit 4 Do you like candy?

## Lesson 19



### 1 Just speak







## 2 Just read

**Aa**

**Bb**




apple



mango



banana



bread



## 3 Let's play



Show me the big letter **A**.



Show me the small letter **b**.



Show me your mango.



Show me your bread.



## 1 Just speak

Have a cake, Gao Wei.



No, thanks. I don't like cakes. I like hot dogs.

OK. Here you are.



Thanks.





## 2 Just read

**Cc**



cake




candy



doughnut

**Dd**



hot dog




## 3 Let's chant



A A A, apple, mango, mango.



B B B, banana, bread, bread.



C C C, cake, candy, candy.



D D D, hot dog, doughnut, doughnut.





## 1 Just speak

I like milk and eggs.

Me too. Do you like fruit?



Yes, I do. I like oranges.  
What about you?

I like mangoes.







**2 Just read** 

**Ee**



**egg**



**coffee**

**Ff**



**fruit**

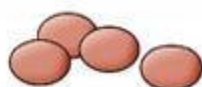


**3 Let's do** 



Show me your fruit.


Smell the mango.



Eat the eggs.

Drink the coffee.









## 2 Just read

**Gg**

**Hh**



grapes



hamburger



honey



## 3 Let's sing


1 = F  $\frac{4}{4}$

**Do you like grapes?**


1	2	3	1 -	1	2	3	1
Do	you	like	grapes?	Do	you	like	grapes?
3	4	5	-	3	4	5	-
Yes,	I	do.		Yes,	I	do.	
<u>5</u> <u>6</u>	<u>5</u> <u>4</u>	3	1	<u>5</u> <u>6</u>	<u>5</u> <u>4</u>	3	1
Can I	have	some	grapes?	Can I	have	some	grapes?
2	<u>5</u>	1	-	2	<u>5</u>	1	-
Here	you	are.		Here	you	are.	



## 1 Just speak







## 2 Just read

ii

Ji



ice cream



juice



jam



## 3 Let's play

I like hamburgers.  
I don't like bread.



I like apples.  
I don't like mangoes.





## Lesson 24

### Revision

#### 1 Fun story

**1** Grandpa, look. It's time to go.

What time is it?

Two o'clock.

**2** Hi, welcome!

Mimi, here's some fruit for you.

Oh, thanks!

**3** Do you like fruit?

Yes, I do. I like apples, grapes and mangoes.

**4** Do you like doughnuts?

No, thanks. I like coffee.

Oh, no!

**5** I like ice cream.

Here you are.

Thanks.


**6** I like apples, bananas, cakes, doughnuts, hamburgers...

54

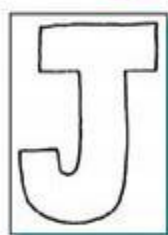




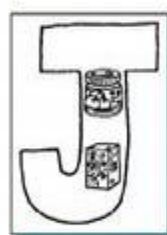
## 2 Just check



## 3 Let's make



1. Draw a big letter **J**.



2. Draw pictures on it.



3. Colour it.



Draw from **A** to **I** like **J**.



# Unit 5 It's a parrot.

## Lesson 25

### 1 Just speak







## 2 Just read

**Kk**



kangaroo

**Ll**



lion



## 3 Let's play



Show me the letter **K** and kangaroo.



Show me the letter **L** and lion.



Act like a kangaroo.



Act like a lion.







## 2 Just read



monkey

Mm



mosquito



Nn

nest



## 3 Let's find









## 2 Just read

Oo



owl



dog

Pp



parrot



panda



## 3 Let's sing

1 = C  $\frac{4}{4}$

What is this? What is that?

1	1	3	0		1	1	1	0	
What	is	this?			It's	an	owl.		
2	2	4	0		2	2	2	0	
What	is	that?			It's	a	panda.		
3	4	5	0		6	6	5	0	
What	is	this?			It's	a	parrot.		
6	6	5	$\underline{3}$		2	2	1	0	
What	is	that?			It's	a	dog.		







## 2 Just read

**Qq**



quail

**Rr**



rabbit



rooster



## 3 Let's chant



K, K, kangaroo.



O, O, owl.



L, L, lion.



P, P, parrot.



M, M, monkey.



Q, Q, quail.



N, N, nest.



R, R, rooster.



# 1 Just speak







## 2 Just read



elephant



tiger



## 3 Let's play



Lesson 30

Revision

1 Fun story







## 2 Just check





## 3 Let's make



1. Draw a tiger. 2. Colour it. 3. Cut it out. 4. Tie a string to it.

5. Wear it and say.



Examples of masks.



# Unit 6 Is this your skirt?

## Lesson 31

### 1 Just speak







**2 Just read** 

**Ss**



**skirt**



**Tt**



**T-shirt**


**3 Let's play**



Is this your skirt?



Oh, yes.  
Thank you.







## 2 Just read

Uu



uniform

Vv



vest



## 3 Let's do



Show me the letter **U**.  
And show me your uniform.









## 2 Just read

**Ww**

**Xx**



watch



water



box



taxi



## 3 Let's sing

1 = C  $\frac{3}{4}$

Is that your watch?

1̇ - 7	6 - -	7 - 6	5 - -	3 5 3	
What is	that?	What is	that?	Is that your	
6 - -	4 - 3	2 - 0	2 3 2	5 - -	
watch?	No, it's not.	Is that your	watch?		
5 - 4	3 - 0	1̇ - 7	6 - 6	7 - 6	
No, it's not.	What is it	then?	What is		
5 - 5	3 - 3	6 - -	4 - 3	2 - -	
it then?	It's a box.	It's a	box.		
2 - 2	4 - 4	3 - 2	1 - -		
It's a	box.	Oh! It's	a box.		







## 2 Just read

**Yy**



yacht



yellow

**Zz**



zip



zebra



## 3 Let's sing

$$1 = D \frac{2}{4}$$

I can say my A B C

1	1	5	5	6	6	5	—	4	4	3	3	
A	B	C	D	E	F	G		H	I	J	K	
2	2	1	—	5	5	4	—	3	3	2	—	
L	M	N		O	P	Q		R	S	T		
5	5	4	—	3	3	2	—	1	3	5	—	
U	V	W		X	Y	Z		X	Y	Z		
6	i	5	—	4	4	3	3	2	2	1	—	
Now you see, I can say my A B C.												









## 2 Just read



coat



sweater



## 3 Let's play



Is this your sweater?



## Lesson 36

### Revision



#### 1 Fun story



Oh, no!  
Thanks.



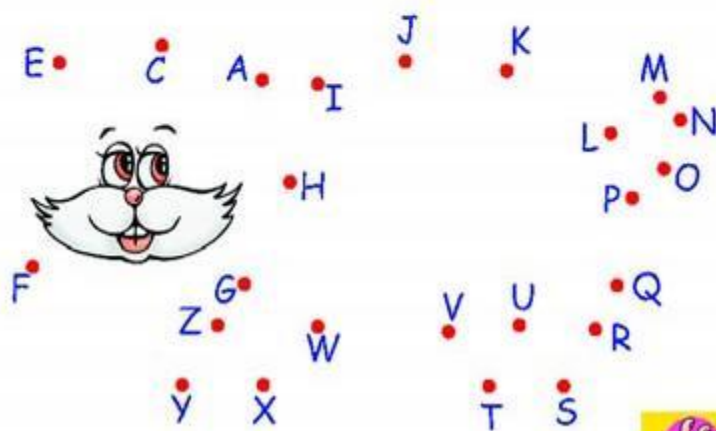


## 2 Just check



## 3 Let's draw

D. .B



# Fun Time 2

## Part 1

### 1 Let's play



### 2 Let's act







### 3 Let's play

Letter "H"!



Honey!

Hamburger!



### 4 Let's make



1. Draw a lion.



2. Write the letter L.



3. Colour it.



4. Cut it out.



5. Stick a pin on it.




6. Wear it and say.

Hello!  
I'm a lion.



## Part 2

### 1 Let's play



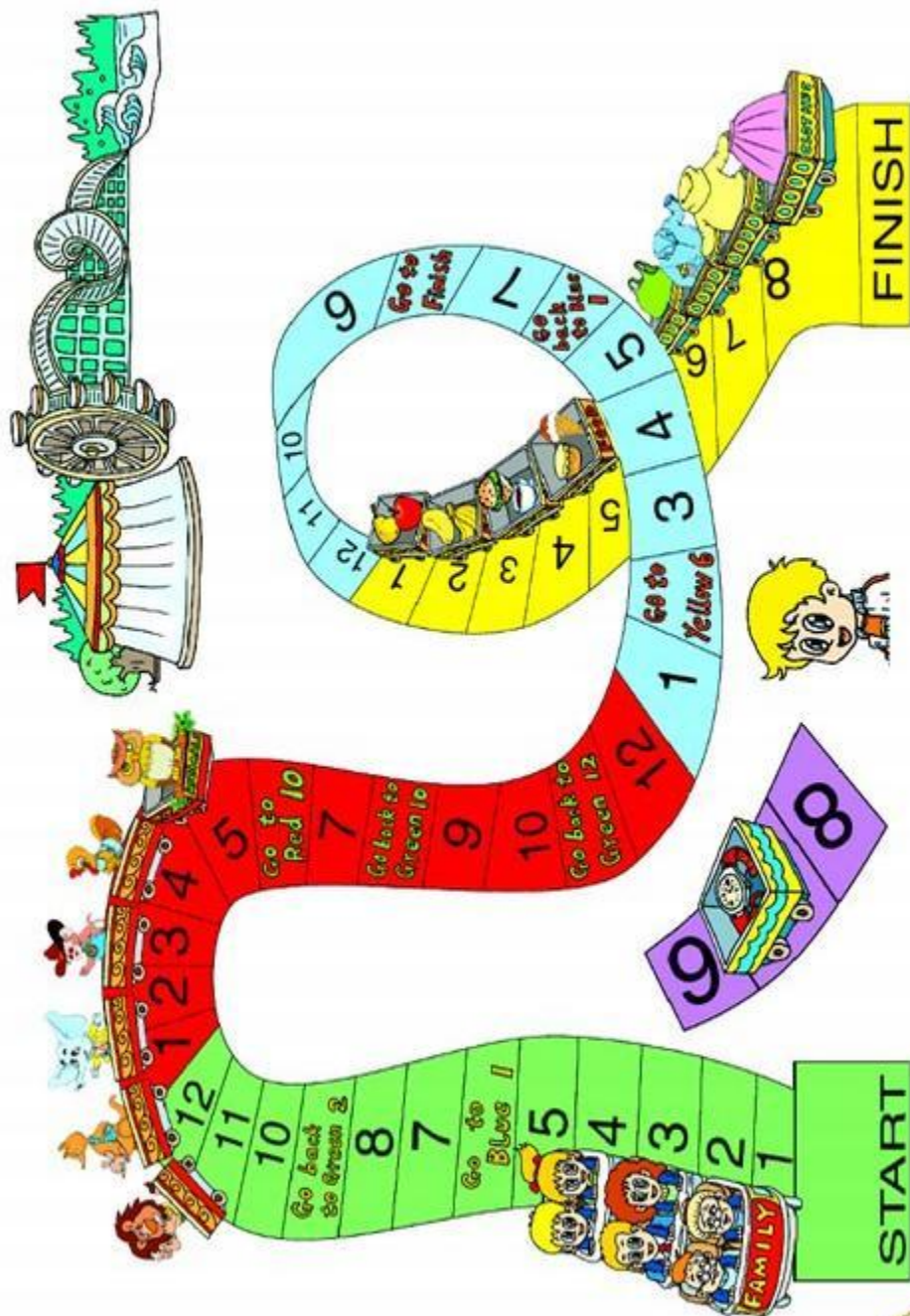
### 2 Let's act







### 3 Let's play



## Part 3

### 1 Project



Who's this?



How old are you?

GROUP SCORES									
●	●	●	●	●	●	●	●	●	●
●	●	●	●	●	●	●	●	●	●
●	●	●	●	●	●	●	●	●	●
●	●	●	●	●	●	●	●	●	●
●	●	●	●	●	●	●	●	●	●
●	●	●	●	●	●	●	●	●	●
●	●	●	●	●	●	●	●	●	●
●	●	●	●	●	●	●	●	●	●
●	●	●	●	●	●	●	●	●	●
●	●	●	●	●	●	●	●	●	●

Let's go to school.



### 2 Presentation

What's in your storybook?

Brother Elephant.







### 3 A sample project



### 4 Cultural link



cowboy and cowgirl  
costumes



Qipao



sari



kilt



# Words in Each Unit

## 单元词汇表

(注：词汇表中单词均要求学生能听、说、认读)

### Unit 1 (10个)



school



classroom



storybook



water bottle



marker



crayon



Chinese book



English book



desk



chair

### Unit 2 (12个)



one



two



three



six



seven



eight





nine



ten



four



five



eleven



twelve



daughter



son



grandfather  
(grandpa)



grandmother  
(grandma)



uncle



aunt

### Unit 3 (10个)



father (dad)



mother (mum)



brother



sister

### Unit 4 (10个)



mango



bread



candy



doughnut



coffee



fruit



grapes



honey



ice cream



jam



owl



parrot



quail



rooster



elephant



tiger

## Unit 5 (10个)



kangaroo



lion



mosquito



nest



skirt



T-shirt



uniform



vest

## Unit 6 (11个)





**watch**



**box**



**yacht**



**zip**



**zebra**



**coat**



**sweater**



# Vocabulary

## 词汇表

(注：词汇表中单词均要求学生能听、说、认读)

### A

apple	苹果	I-33
arm	胳膊；手臂	I-16
aunt	姑（姨，舅， 伯，婶）母	II-17

### B

bag	书包	I-7
ball	球	I-19
balloon	气球	I-20
banana	香蕉	I-33
bear	熊	I-3
bike	自行车	I-22
bird	鸟	I-5
black	黑色的	I-28
blue	蓝色的	I-25
boat	小船	I-23
book	书	I-7
box	盒子；箱子	II-33
bread	面包	II-19
brother	兄弟	II-14
brown	棕色的； 褐色的	I-27
bus	公共汽车	I-21

### C

cake	蛋糕	I-32
candy	糖果	II-20
car	小汽车	I-21
cat	猫	I-1
chair	椅子	II-5
chicken	鸡肉	I-35
Chinese book	语文书	II-4
classroom	教室	II-1
coat	大衣，外套	II-35
coffee	咖啡	II-21
Coke	可乐	I-31
crayon	蜡笔	II-3

### D

daughter	女儿	II-15
desk	课桌	II-5
dog	狗	I-2
doll	玩具娃娃	I-19
doughnut	甜面圈	II-20
duck	鸭	I-2

### E

ear	耳朵	I-15
-----	----	------





egg 鸡蛋 I-32  
 eight 八 II-9  
 elephant 大象 II-29  
 eleven 十一 II-11  
 English book

英语书 II-4

eraser 橡皮擦 I-10  
 eye 眼睛 I-13

## F

face 脸 I-14  
 father (dad) 父亲 II-13  
 five 五 II-10  
 foot 脚 I-17  
 four 四 II-10  
 fruit 水果 II-21

## G

glue 胶棒 I-9  
 grandfather (grandpa)  
 (外) 祖父 II-16  
 grandmother (grandma)  
 (外) 祖母 II-16

grape 葡萄 II-22  
 green 绿色的 I-26  
 grey 灰色的 I-29

## H

hamburger 汉堡包 I-31  
 hand 手 I-16  
 head 头 I-15  
 honey 蜂蜜 II-22  
 hot dog 热狗 I-31

## I

ice cream 冰淇淋 II-23

## J

jam 果酱 II-23  
 juice 果汁 I-34

## K

kangaroo 袋鼠 II-25  
 kite 风筝 I-20  
 knee 膝盖 I-17

## L

leg 腿 I-17  
 lion 狮子 II-25

## M

mango 芒果 II-19  
 marker 水彩笔 II-3  
 milk 牛奶 I-34  
 monkey 猴子 I-1  
 mosquito 蚊子 II-26  
 mother (mum)

母亲 II-13

mouse 老鼠 I-5  
 mouth 嘴 I-14

## N

neck 脖子 I-16  
 nest 鸟巢 II-26  
 nine 九 II-9  
 noodles 面条 I-35  
 nose 鼻子 I-13

## O

one 一 II-7



orange	橙色的; 橙子; 橘子	I-29	son	儿子	II-15
owl	猫头鹰	II-27	storybook	故事书	II-2
<b>P</b>			sweater	毛线衫; 毛衣	II-35
panda	熊猫	I-3	<b>T</b>		
parrot	鹦鹉	II-27	taxi	出租车	I-22
pear	梨	I-33	ten	十	II-9
pen	钢笔	I-8	three	三	II-7
pencil	铅笔	I-8	tiger	老虎	II-29
pencil-box	铅笔盒	I-11	train	火车	I-22
pig	猪	I-4	T-shirt	T 恤衫	II-31
pink	粉红色的	I-29	twelve	十二	II-11
plane	飞机	I-23	two	二	II-7
purple	紫色的	I-27	<b>U</b>		
<b>Q</b>			uncle	叔; 伯; 舅; 姑父; 姨父	II-17
quail	鹌鹑	II-28	uniform	制服; 校服	II-32
<b>R</b>			<b>V</b>		
rabbit	兔子	I-4	vest	马甲; 背心	II-32
red	红色的	I-25	<b>W</b>		
rice	米饭	I-35	watch	手表	II-33
rooster	公鸡	II-28	water	水	I-34
ruler	尺子	I-11	water bottle	水壶; 水瓶	II-2
<b>S</b>			white	白色的	I-28
school	学校	II-1	<b>Y</b>		
scissors	剪刀	I-9	yacht	快艇; 游艇	II-34
seven	七	II-8	yellow	黄色的	I-26
sharpener	卷笔刀	I-10	<b>Z</b>		
ship	轮船	I-23	zebra	斑马	II-34
sister	姐妹	II-14	zip	拉链	II-34
six	六	II-8			
skirt	短裙	II-31			

