

2001 年初审通过

英语

**(PEP)**

(供三年级起始用)

三年级 上册

Lingo Media 国际集团



人民教育出版社





# 英语 (PEP)

(供三年级起始用)

三年级 上册

## PEP PRIMARY ENGLISH STUDENTS' BOOK

(中国) 课程教材研究所  
英语课程教材研究开发中心 合编  
(加拿大) Lingo Media 国际集团

人民教育出版社

义务教育课程标准实验教科书

英 语 (PEP)

(供三年级起始用)

三年级 上册

(中 国) 课 程 教 材 研 究 所  
英语课程教材研究开发中心 合编  
(加拿大) Lingo Media 国际集团

\*

人民教育出版社 出版

(北京沙滩后街 55 号 邮编: 100009)

网址: <http://www.pep.com.cn>

× × × × 出版社重印

× × × 新华书店发行

× × × × 印刷厂印装

\*

开本: 787 毫米 × 1092 毫米 1/16 印张: 5.5

2003 年 6 月第 1 版 年 月第 次印刷

印数: 00 001 ~ 000 000 册

ISBN 7-107-16593-3

G · 9683 (课)

定价: 6.15 元

著作权所有, 请勿擅用本书制作各类出版物, 违者必究  
如发现印、装质量问题, 影响阅读, 请与印厂联系调换。

顾 问：邓炎昌 丁往道 胡文仲  
编委会主任：刘道义  
编委会副主任：魏国栋 龚亚夫 郝建平  
中 方 主 编：龚亚夫 郝建平  
中方副主编：张献臣 吴悦心  
加 方 主 编：David Booth Larry Swartz  
编委会成员：刘道义 魏国栋 龚亚夫  
郝建平 吴悦心 张献臣  
李静纯 周 欣  
David Booth Jack Booth  
Larry Swartz Kathy Broad  
Shelly Peterson  
责 任 编 辑：张献臣 周 欣  
美 术 编 辑：林荣桓  
插 图：王 睢 冯志才 马 建  
张建华 高 文 张 楠  
刘晓翔  
版 式 设 计：张 楠 吴悦心  
封 面 设 计：高 文

参加本书编辑工作的还有孙宇娟、张雅君、杜志娴等。

Sandra L. Richley 审阅了本书。

感谢加拿大国际发展署 (Canadian International Development Agency) 的支持与帮助。



# 前言

《义务教育课程标准实验教科书英语 (PEP)》(供三年级起始用)是人民教育出版社与加拿大 Lingo Media 国际集团合作编写的一套全新的中小学衔接的英语教材。这套教材是根据教育部制定的《国家英语课程标准》和《小学英语教学基本要求 (试行)》编写而成的。小学教材共8册,每学期一册。本册供以小学三年级为起点开设英语的学校第一学年第一学期使用。

《义务教育课程标准实验教科书英语 (PEP)》的设计和编写体现了外语教学思想的继承和发展,在分析、研究许多种国内外小学英语教材的基础上,取其精华,博采众长,形成了本套教材特有的编写体系。同时,又吸收了当今国内外英语作为外语教学的理论和成功的经验,把这些教学理论和实践经验同我国的小学外语教学实际有机结合,以形成适合我国小学生的外语教学模式和教学方法。

本套教材具有以下几个特点:一、注重学生语言运用能力的培养,突出语言的实践性和交际性,同时也突出语言的真实性和实用性;二、注重学生自学能力和学习策略的培养,为学生的进一步学习或终身学习奠定基础;三、注重中外文化的双向式交流,使学生通过学习,培养未来跨文化交际所需要的能力;四、注重学生学习兴趣的培养,以不同方式最大限度地激发学生的学习动机;五、注重融合学科内容,加强学科之间的整合和渗透,让学生通过英语学习来获得其他学科的知识;六、注重教材的灵活性和可操作性,以满足不同层次的学生的需求;七、注重教学资料的配套,为学生提供良好的英语学习环境,帮助学生拓展自我发展的空间;八、注重中小学各阶段的衔接,以保证各学段的顺利过渡,全面提高中小学英语教学的整体质量。

本套教材是为了满足21世纪全国小学英语教学的需要而编写的。我们希望这套教材能为促进我国中小学英语教学的发展,提高英语教学质量发挥重要的作用。





# CONTENTS

Unit 1 Hello ----- 2

Unit 2 Look at Me ----- 12

Unit 3 Let's Paint ----- 22

Recycle 1 ----- 32

Unit 4 We Love Animals ----- 38

Unit 5 Let's Eat ----- 48

Unit 6 Happy Birthday ----- 58

Recycle 2 ----- 68





# Welcome to English







Mike



Chen Jie



Miss White



Wu Yifan



Sarah



John




Mr. Black



Bai Ling









# A



## Let's talk



## Let's play








# Let's learn



# Let's do



Show me your pencil.



Show me your ruler.



Show me your crayon.



Show me your eraser.




Show me your pen.








# Let's make




Draw yourself.




Write your name.



Make the holes.



Thread the string.



Wear the name card.



Say your name.



# Let's sing



1=D  $\frac{2}{4}$

## Hello

<u>1</u> <u>3</u>	<u>5</u> <u>3</u>		<u>5</u> <u>5</u>	<u>5</u>		<u>1</u> <u>3</u>	<u>5</u> <u>3</u>	
Hello,	Sarah!		do, oh,	do.		Hello,	John!	
<u>2</u> <u>3</u>	<u>2</u>		<u>1</u> <u>3</u>	<u>5</u> <u>3</u>		<u>5</u> <u>5</u>	<u>5</u>	
do, oh,	do.		Hello,	Mike!		do, oh,	do.	
<u>6</u> <u>6</u>	<u>5</u> <u>3</u>		<u>1</u> <u>1</u> .	:				
Hello!	Hello!		He- llo!					





# B




## Let's talk



Hello! I'm Mike.  
What's your name?

My name's Chen Jie.



Bye!




See you!



## Let's play

Hello! What's your name?

Welcome!



My name's Sarah.








# Let's learn



school



pencil-case

book

sharpener



# Let's do



Open your pencil-case.



Close your book.



Show me your sharpener.



Carry your bag.



Go to school.









# Let's check




# Let's chant




I have a .


Me too! 

I have a .

Me too! 

I have a .

Me too! 

I have a .



Me too! 

I'm going to school.


Me too!







No!



Great!

Hi, Zip! My name's Zoom.








# Culture



Thank you.

Happy Teachers' Day!



# Let's sing




## Happy Teachers' Day

1 = F  $\frac{2}{4}$


<u>5</u> <u>1</u>	<u>1</u> <u>1</u>		<u>7</u> <u>1</u>	<u>2</u>		<u>5</u> <u>2</u>	<u>2</u> <u>2</u>	
Hel - lo	Hap - py	Teachers'	Day!			Hel - lo	Hap - py	
<u>1</u> <u>2</u>	3		<u>5</u> <u>5</u>	<u>5</u> <u>5</u>		<u>4</u> <u>4</u>	6	
Teachers'	Day!		Hel - lo	Hel - lo		Miss	White!	
<u>5</u> <u>5</u>	<u>3</u> <u>2</u>		<u>1</u> <u>1</u>	1				
Hap - py	Hap - py	Teachers'	Day!					








Let's play.




Hello! This is my arm.



OK.




This is my nose.



Good morning!



Hi!



Nice to meet you.

Nice to meet you, too.



Good morning!

Wow!



# A




## Let's talk



Good morning!

Good morning!



Hello!

Hi!




This is John.



Let's go to school!

OK!



Nice to meet you.



## Let's play

Good morning.  
This is Mr. Yu.



Hello! Nice to meet you.







# Let's learn



Look at me.  
This is my head.

eye

face



ear

nose

mouth



# Let's do



Touch your head. Touch your nose. Touch your eye.



Touch your mouth. Touch your ear. Touch your face.







# Let's draw



eye


eye

ear

ear

nose

mouth



# Let's sing



## Teddy Bear

1 = A  $\frac{4}{4}$

<u>1</u> <u>1</u>	<u>5</u> <u>5</u>	<u>6</u> <u>6</u>	5		<u>1</u> <u>1</u>	2	3 —
Ted- dy	Bear,	Ted- dy	Bear,		touch	your	nose.
<u>1</u> <u>1</u>	<u>5</u> <u>5</u>	<u>6</u> <u>6</u>	5		<u>6</u> <u>6</u>	2	5 —
Ted- dy	Bear,	Ted- dy	Bear,		turn	a-	round.
<u>5</u> <u>5</u>	<u>5</u> <u>5</u>	<u>6</u> <u>6</u>	6		<u>7</u> <u>7</u>	1	2 —
Ted- dy	Bear,	Ted- dy	Bear,		touch your		head.
<u>3</u> <u>3</u>	<u>3</u> <u>3</u>	<u>2</u> <u>2</u>	1		<u>2</u> <u>2</u>	5	1 —
Ted- dy	Bear,	Ted- dy	Bear,		touch	the	ground.






# B



## Let's talk



Good afternoon, Mike.



Nice to meet you, too.



## Let's play

Good afternoon, Chen Jie.  
This is Zoom.


Hello, Zoom!  
Nice to meet you.








# Let's learn



# Let's do



Clap your hands.



Snap your fingers.



Wave your arms.



Cross your legs.



Shake your body.





Stamp your foot.







# Let's check



# Let's chant



Where is your mouth?

Here it is!



Where is your hand?

Here it is!



Where is your ear?

Here it is!



Where is your nose?

Here it is!







Let's make a puppet.




Good idea!

First, make the head.




Then, make the body.



Look! Arms and legs.



Let's play with the puppet.



Oh, no!  
Don't run away.







# Culture

## Halloween



# Let's sing



## Head, Shoulders, Knees and Toes



1=D  $\frac{2}{4}$

5. 6    5 4 | 3 4    5    | 2 3    4 |  
Head and shoul- ders, knees and toes,    knees and toes,

3 4    5    | 5. 6    5 4 | 3 4    5 |  
knees and toes.    Head and shoul- ders, knees and toes,

2    5    | 3 1    0    ||  
eyes,    ears,    mouth, nose.





Let's paint!

UNIT THREE

3

# Let's Paint

OK!

Fine, thank you.  
How are you?

Hello, Miss White!  
How are you?

Very well, thanks.

I like blue.

Me too.



# A



## Let's talk



Good morning,  
Miss Green.  
How are you?

Fine, thank you.  
Mr. Black, this is  
Miss White.



Nice to meet you.




Nice to meet you, too.



## Let's play

Good morning, Sarah.  
How are you?


Fine, thank you.












# Let's learn



 blue  green  yellow  red  purple



# Let's do



Show me your  
red crayon.



Show me your  
yellow crayon.



Show me your  
green crayon.



Show me your  
blue crayon.




Show me your  
purple crayon.







# Let's paint



Colour the face **yellow**.

Colour the nose **green**.

Colour the eyes **blue**.

Colour the mouth **red**.

Colour the ear **purple**.



# Let's sing



## Who Is Wearing Yellow Today?

1=F  $\frac{6}{8}$

1 1 1 3 | 5 5 3 1. | 2 2 2 2. |  
 Who is wear- ing yel- low to- day? Yel- low to- day?  
 7 7 6 5. | 1 1 1 3 | 5 5 3 1 1 |  
 Yel- low to- day? Who is wear- ing yel- low to- day? Who's  
 2 2 5 6 7 | 1. 1 0 ||  
 wearing yel- low to- day?





# B



## Let's talk



Hi, Mike!

Hi, Sarah!  
How are you?

Fine, thanks.  
How are you?



I'm fine. Thank you.

Let's paint!

Great!



Bye, Mom!

Bye!



## Let's play

Hi, John!  
How are you?

Fine,  
thank you.

Hi, Mike!  
How are you?

Hi!



Fine.

Very well, thanks.

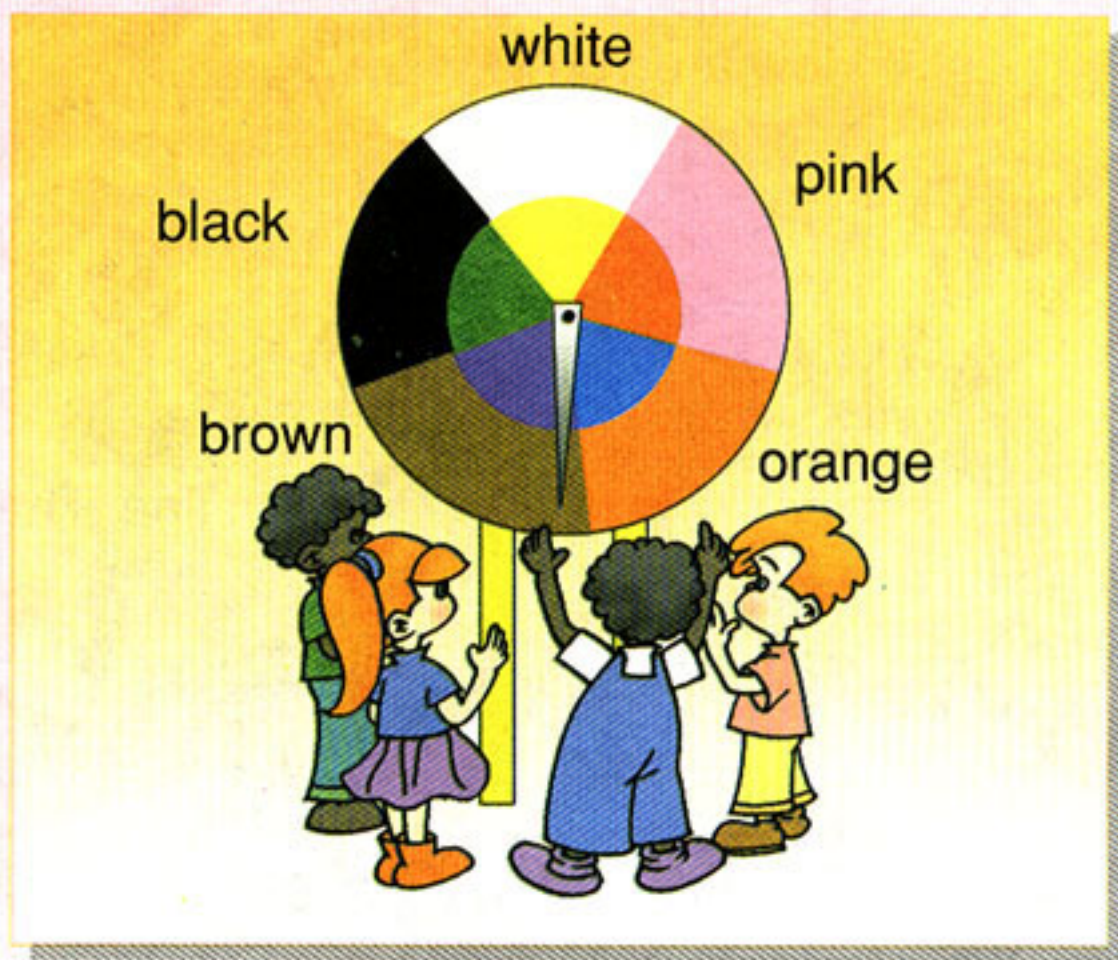
Hi, Bai Ling.  
How are you?







# Let's learn



# Let's do



Black, black.  
Stand up.



Brown, brown.  
Touch the ground.



Orange, orange.  
Touch your head.



Pink, pink.  
Sit down.







White, white.  
Turn around.










# Let's check



# Let's chant



Pink ball.

Pink ball, purple ball.

Pink ball, purple ball,

Orange ball.

Pink ball, purple ball,

Orange ball, brown ball.

Pink ball, purple ball,

Orange ball, brown ball,



Green ball.

I can see a rainbow!

How about you?







A red one.

A yellow one.



Oh no!








# Culture

Look at my flag. It's red and white.



My flag is red, white and blue.



# Let's sing



## Colour Song

1=D  $\frac{4}{4}$

1	2	3	1	2	3	5	5	—	
Red	and	yel- low	and	pink	and	green,			
6	4	2	5	3	1	2	—	—	
pur- ple	and	or-ange	and	blue.					
3	4	5	3	6	5	0	5	1	5
I can	sing a	rain-	bow,			sing a	rain-	bow,	
0	3	6	3	2	1	—	—	0	
	sing a	rain-	bow	now.					





# Recycle 1



Let's act



Hello!

Hi!

How are you?

Fine, thank you.  
How are you?

Very well, thanks.

Good morning!

What's  
your name?

I'm Zip.

Good morning.  
I'm Bai Ling.  
This is Sarah.

My name's Zoom.





Nice to meet you!



Nice to meet you, too.

Hello!



Look! Zoom and Zip!



I'm John.

Who are you?

My name's Mike.



Bye!

Hey!

?







# Chant and find!

## What's in the picture?

Look, look, look!

A pencil, a ruler,

A little red book.

Pencil-case, sharpener, bag.

Look, look, look!

Eraser, crayon, pen,

And a big blue book.





# Chant and colour

Colour this clown, up and down,  
Hands pink, ears brown.  
Face white, eyes blue,  
Hair red, mouth too.  
Nose purple, feet grey,  
Body orange, hip hooray!  
Legs black, car yellow,  
Happy, happy, happy fellow!







Let's make

# Make a funny face

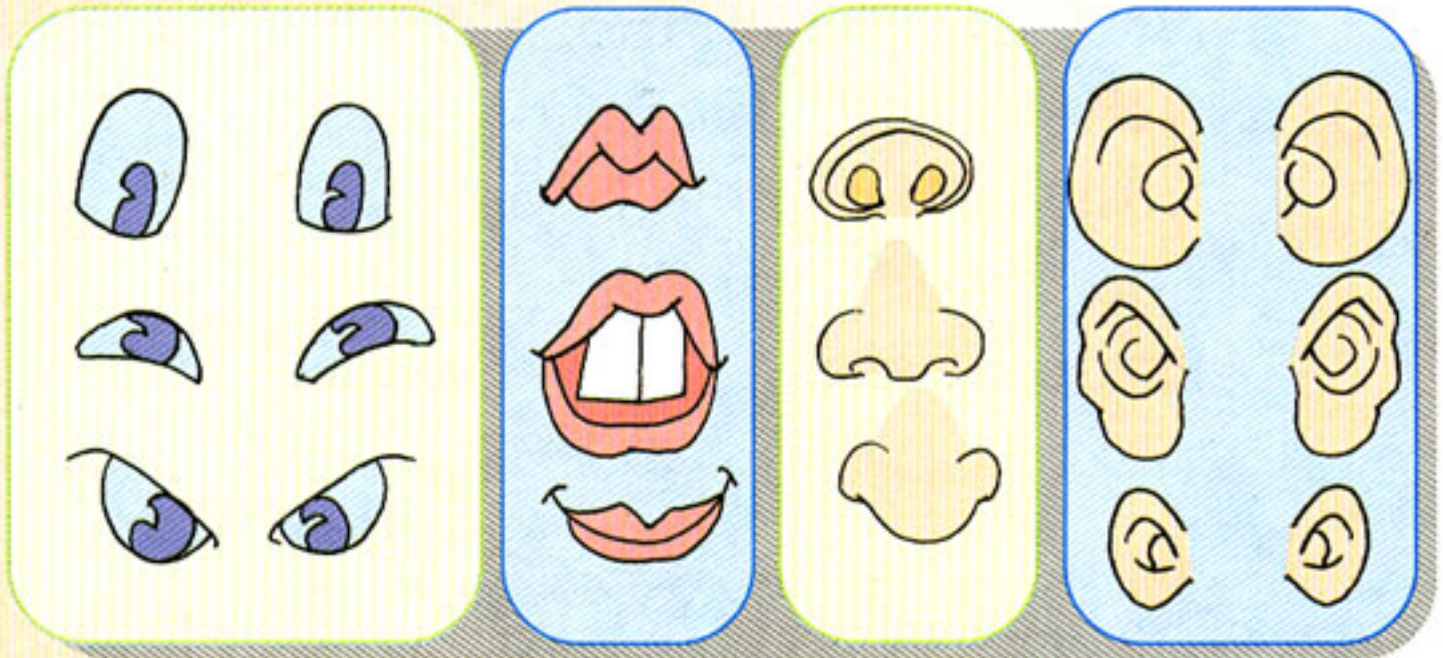
1. Copy and cut.

eyes


mouth

nose

ears



2. Choose and paste.





# Assessment




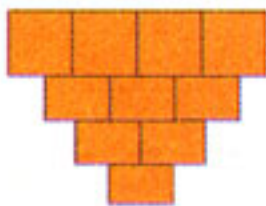

Very good!



OK!



Try hard!

Contents	Units	Results
 Talking	Unit 1	( )                       ( )                       ( )
	Unit 2	( )                       ( )                       ( )
	Unit 3	( )                       ( )                       ( )
 Words	Unit 1	( )                       ( )                       ( )
	Unit 2	( )                       ( )                       ( )
	Unit 3	( )                       ( )                       ( )
 Listening	Unit 1	( )                       ( )                       ( )
	Unit 2	( )                       ( )                       ( )
	Unit 3	( )                       ( )                       ( )



## Let's sing

### How Are You?

1=F  $\frac{2}{4}$

$\underline{1} \quad \underline{1} \quad \underline{2} \quad \underline{2} \quad | \quad \underline{3} \quad \underline{3} \quad \underline{3} \quad \underline{2} \quad | \quad \underline{3} \quad \underline{3} \quad \underline{2} \quad \underline{1} \quad | \quad \underline{2} \quad \underline{3} \quad \underline{2} \quad |$   
 Hello! Hello! Hello! Hello! Hello! Hello! How are you?

$\underline{1} \quad \underline{1} \quad \underline{2} \quad \underline{2} \quad | \quad \underline{3} \quad \underline{3} \quad \underline{3} \quad \underline{2} \quad | \quad \underline{3} \quad \underline{3} \quad \underline{2} \quad \underline{1} \quad | \quad \underline{2} \quad \underline{3} \quad \underline{1} \quad |$   
 Hello! Hello! Hello! Hello! Hello! Hello! How are you?

$\underline{5} \quad \underline{5} \quad \underline{4} \quad \underline{3} \quad | \quad \underline{4} \quad \underline{4} \quad \underline{3} \quad \underline{2} \quad | \quad \underline{3} \quad \underline{3} \quad \underline{2} \quad \underline{1} \quad | \quad \underline{2} \quad \underline{3} \quad \underline{2} \quad |$   
 I'm fine. I'm fine. Thank you, thank you very much.

$\underline{5} \quad \underline{5} \quad \underline{4} \quad \underline{3} \quad | \quad \underline{4} \quad \underline{4} \quad \underline{3} \quad \underline{2} \quad | \quad \underline{3} \quad \underline{3} \quad \underline{2} \quad \underline{1} \quad | \quad \underline{2} \quad \underline{3} \quad \underline{1} \quad ||$   
 I'm fine. I'm fine. Thank you, thank you very much.





I have a panda.

UNIT FOUR

4

# We Love Animals

Oh, it's lovely. I like it.

Look at my elephant.

Thank you.

I have a duck.

May I have a look?

Sure!

Look at my rabbit.



# A



## Let's talk



Look! I have a rabbit.



Cool!

Look! I have a panda!



Super!

Look! I have a monkey.



Great!

Look! I have a zoo.



Wow!




## Let's play

Look! I have a dog.




Woof! Woof!

Look! I have a cat.



Mew! Mew!

Look! I have a duck.




Quack! Quack!







# Let's learn



# Let's do



Act like a cat.




Act like a duck.



Act like a panda.



Act like a monkey.



Act like a rabbit.



Act like a dog.







# Let's make



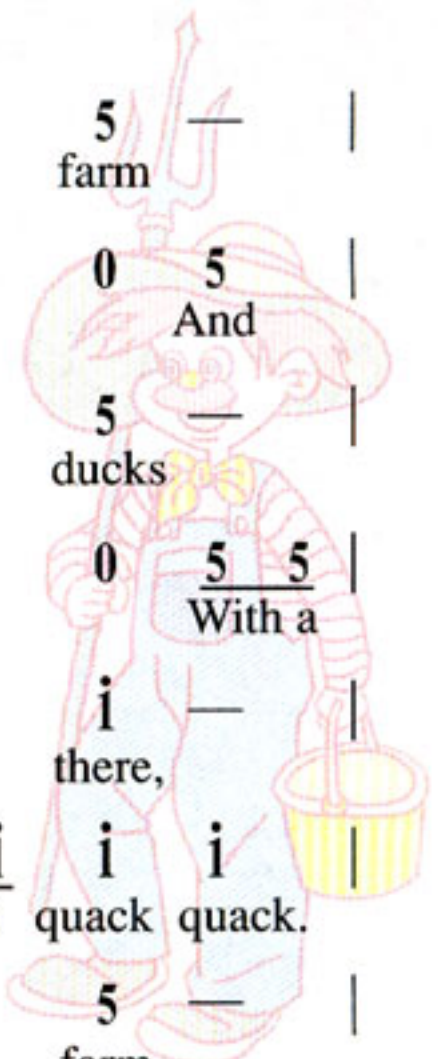
# Let's sing



## Old MacDonald

$1 = {}^b B \frac{4}{4}$

$\dot{1}$ Old	$\dot{1}$ Mac-	$\dot{1}$ Don-	$5$ ald		$6$ had	$6$ a	$5$ farm	—	
$\dot{3}$ E	$\dot{3}$ I	$\dot{2}$ E	$\dot{2}$ I		$\dot{1}$ O.	—	$0$ And	$5$	
$\dot{1}$ on	$\dot{1}$ that	$\dot{1}$ farm	$5$ he		$6$ had	$6$ some	$5$ ducks	—	
$\dot{3}$ E	$\dot{3}$ I	$\dot{2}$ E	$\dot{2}$ I		$\dot{1}$ O.	—	$0$ With a	$\underline{5 \ 5}$	
$\dot{1}$ quack	$\dot{1}$ quack	$\dot{1}$ here	$\underline{5 \ 5}$ and a		$\dot{1}$ quack	$\dot{1}$ quack	$\dot{1}$ there,	—	
$\underline{\dot{1} \ \dot{1}}$ here a	$\dot{1}$ quack,	$\underline{\dot{1} \ \dot{1}}$ there a	$\dot{1}$ quack,		$\underline{\dot{1} \ \dot{1}}$ ev-ery-	$\underline{\dot{1} \ \dot{1}}$ where a	$\dot{1}$ quack	$\dot{1}$ quack.	
$\dot{1}$ Old	$\dot{1}$ Mac-	$\dot{1}$ Don-	$5$ ald		$6$ had	$6$ a	$5$ farm	—	
$\dot{3}$ E	$\dot{3}$ I	$\dot{2}$ E	$\dot{2}$ I		$\dot{1}$ O.	—	$0$	$0$	





# B



## Let's talk



I have a  
Teddy Bear.

Oh, really?



May I have a look?

Sure.



Here you are.

Thank you.



Oh, it's nice!  
I like it.

Thanks.



## Let's play

I have a rabbit.

Really? May  
I have a look?



Sure. Here you are.


Wow!







# Let's learn



# Let's do



Hunt like a mouse.



Walk like an elephant.



Climb like a bear.



Fly like a bird.







Jump like a squirrel.







# Let's check



# Let's chant



Look at the cat.  
It is fat.

Look at the pig.  
It is big.

Look at the monkey.  
It is funny.

Look at the mouse,  
In my house.

Ahhh!!!







Hello, Pig! Follow me.





Hello, Dog! Follow pig.  
Follow me.



Hello, Duck! Follow dog.  
Follow pig. Follow me.



Hello, Rabbit!  
Follow duck. Follow dog.  
Follow pig. Follow me.



Don't follow Zoom.



Follow me, please.







# Culture



## Let's sing




1=G  $\frac{4}{4}$

### Hop, Brown Squirrel

3	3	3	0		<u>3</u> <u>3</u>	3	<u>2</u> <u>2</u>	1	
Hop,	brown	squirrel,			ei-	dle-	dum,	ei-	dle-
							dum.		
3	3	3	0		<u>3</u> <u>3</u>	3	2	0	
Hop,	brown	squirrel,			ei-	dle-	dum,	dee!	
3	3	3	0		<u>3</u> <u>3</u>	3	<u>2</u> <u>2</u>	1	
Hop,	brown	squirrel,			ei-	dle-	dum,	ei-	dle-
							dum.		
3	3	3	0		<u>3</u> <u>3</u>	2	1	0	
Hop,	brown	squirrel,			ei-	dle-	dum,	dee!	







Mmm...

Have some milk.

You're welcome.

Thank you.

Sure.

Can I have  
some chicken?

Have some cake.

Thank you.  
I like cake.



# A



## Let's talk



I like hamburgers.



I like hot dogs.

Here you are.  
Hot dogs and  
hamburgers.



Thank you.

OK! Have some  
French fries.

I like French fries.



Me too!



Thank you.



## Let's play

I like chicken.



I like chicken  
and French fries.



I like chicken,  
French fries and bread.

I like chicken...







# Let's learn



cake

hamburger

hot dog



chicken

French fries

bread



# Let's do



Show me the  
hamburger.



Pass me the  
French fries.



Cut the bread.



Eat the hot dog.



Smell the chicken.



Make the cake.













# Let's make



What do you like?

I like hot dogs.

Food						
Name						
Mike		✓				



# Let's sing



## Let's Have a Picnic Today

1 = E  $\frac{3}{4}$

3 — 3 | 1 — 1 | 3 4 3 | 2 — — | 2 — 2 | 7 — 7 |  
 Let's have a pic-nic to- day. Let's have a  
 2 3 2 | 1 — — | 3 — 3 | 1 — 1 | 4 4 4 | 6 — 6 |  
 pic-nic to- day. Let's have a pic-nic to- day - on  
 5 6 5 | 4 3 2 | 1 — — | 1 0 0 ||  
 such a lo- ve - ly day!





# B



## Let's talk



Have some juice!

No, thanks.  
I like Coke.

Me too.



OK. Here you are.

Thank you.

You're welcome.



Can I have  
some chicken?



Sure. Here  
you are.

Thank you.



You're welcome.



## Let's play

Can I have  
a Coke, please?

Here you are.




Thank you.







# Let's learn



# Let's do



Pour the water.



Smell the coffee.



Taste the tea.



Show me the milk.



Drink the juice.







## Let's check



1.




2.



3.



4.




## Let's chant



### Dinner Time

Chicken and fries,  
Chicken and fries.  
What a surprise!  
Chicken and fries!

Smell the chicken,  
Taste the fries.  
Dinner is ready,  
Open your eyes!







Here you are.

Sure.

Can I have a hamburger?

Can I have a Coke?

Can I have some ice-cream?

Here you are.

Mmm... Good!

Can I have some French fries?

OK. Here you are.

Oh, no! My ice-cream!







# Culture

The spoon is beside the knife.

The knife is on the right.

The fork is on the left.

The plate is in the middle.



# Let's sing



## Noodle Noodle Dumpling

$1=F \frac{4}{4}$

<u>3 3</u>	<u>3 3</u>	5	5		1	3	-	
Noodle	noodle	dump	- ling,		my	son	John.	
2	2	5	<u>5 5</u>		3	1	1	-
He	has	lunch	with		his	pyjamas	on.	
3	3	5	5		1	1	3	-
One	slipper	off	and		one	slipper	on.	
<u>2 2</u>	<u>2 2</u>	5	5		3	1	1	-
Noodle	noodle	dump	- ling,		my	son	John.	





## Happy Birthday!

Happy birthday to you!

This is for you!

How old are you?

Thank you.

I'm 9.

How many candles?

9.



# A



## Let's talk



Hello, Sarah. This is my friend, Wu Yifan.



Happy birthday!




Thank you.

How old are you?



I'm 9.

Let's eat the birthday cake.



Great!



## Let's play

How old are you?



I'm 4.







# Let's learn



# Let's do



Show me  
1 and 2.

Show me  
3 and 4.



Show me  
5 and 6.



Show me  
7 and 8.

Show me  
9 and 10.








# Let's make

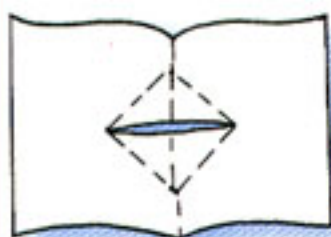
1. Fold



2. Cut



3. Fold back



4. Open



5. Push out



6. Look! A birthday card.



# Let's sing



1=F  $\frac{4}{4}$

## Ten Little Candles Dance



1

One

1 1

lit-tle,

1

two

1 1

lit-tle,

3

three

5 5

lit-tle

3

can-

1

dles,

Ten

lit-tle,

nine

lit-tle,

eight

lit-tle

can-

dles,

2

four

2 2

lit-tle,

2

five

2 2

lit-tle,

7

six

2 2

lit-tle

can-

5

dles,

seven

lit-tle,

six

lit-tle,

five

lit-tle

can-

dles,

1

seven

1 1

lit-tle,

1

eight

1 1

lit-tle,

3

nine

5 5

lit-tle

can-

1

dles,

four

lit-tle,

three

lit-tle,

two

lit-tle

can-

dles,

5

ten

5 5

lit-tle

5

can-

6 7

dles

1

dance.

0

can-

0

dances.

one

lit-tle

can-

dle

dances.





# B



## Let's talk



How many balloons?



4.

How many gifts?



10.

How many cakes?



One cake.

This is for you, Zip!

Happy birthday!



Wow! Thank you.



## Let's play

How many fingers?



4.







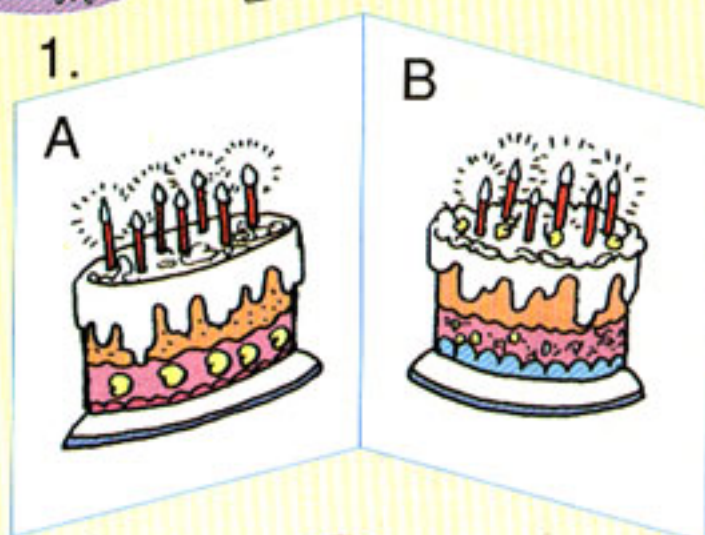




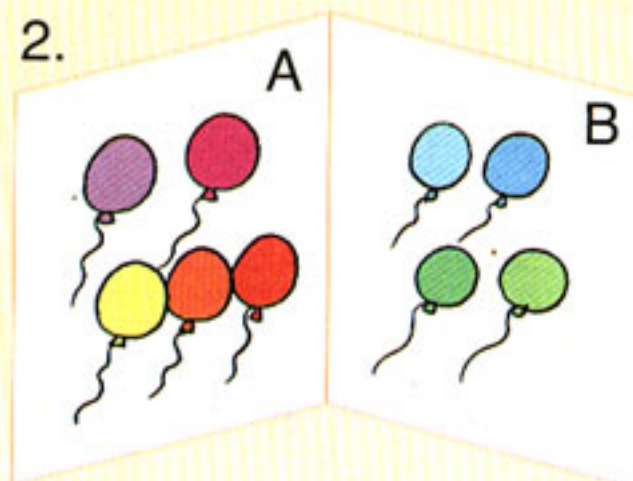
# Let's check



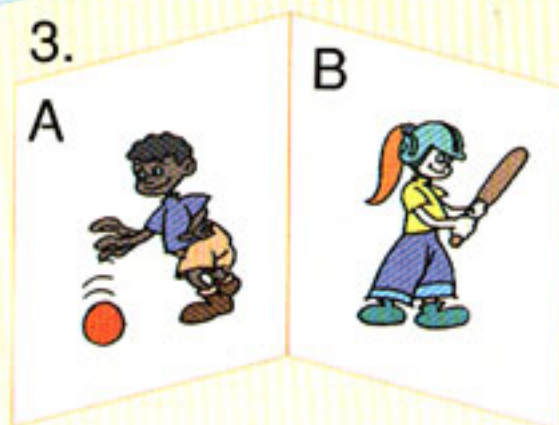
1.




2.



3.



4.



# Let's chant



1, 2! How are you?



3, 4! Close the door!



5, 6! Count the sticks!




7, 8! Eat a cake!



9, 10! Say it again!







This cake is for you, Zoom.







# Culture

I'm from China.  
Our lucky number is 6.



I'm from Canada.  
Our lucky number is 7.



# Let's sing



## Happy Birthday to You!

1=G  $\frac{3}{4}$

$\underline{5} \quad \underline{5}$  |  $\underline{6} \quad \underline{5} \quad 1$  |  $7 - \underline{5} \quad \underline{5}$  |  
Hap-py birthday to you! Hap-py

$\underline{6} \quad \underline{5} \quad 2$  |  $1 - \underline{5} \quad \underline{5}$  |  $5 \quad 3 \quad \underline{1} \quad \underline{1}$  |  
birthday to you! Hap-py birthday! Hap-py

$\underline{7} \quad \underline{6} \quad \underline{4} \quad \underline{4}$  |  $3 \quad 1 \quad 2$  |  $1 -$  ||  
birthday! Hap-py birthday to you!





# Recycle 2



Let's act



Happy New Year,  
Miss White!



Happy New Year!

Thank you.

This is for you!



I have gifts for you, too.



Thank you.

I have a doll!

May I have a look?




Look! I have a car!

Sure! Here you are.











# Let's play



## Chant and move

Move to 1, have a hamburger.  
Move to 2, ....




Oh....  
I can't move.





# Find and match

Help the **bird** get home. Help....



Who has no home?








# Let's make

## Let's make a shaker!



1. Get 2 paper cups.  
Pour in rice.

2. Tape them together.



3. Decorate it.



4. Shake! Shake! Shake!





# Assessment




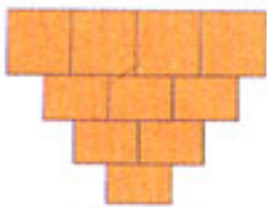

Very good!



OK!



Try hard!

Contents	Units	Results
 Talking	Unit 4	( )             ( )             ( )
	Unit 5	( )             ( )             ( )
	Unit 6	( )             ( )             ( )
 Words	Unit 4	( )             ( )             ( )
	Unit 5	( )             ( )             ( )
	Unit 6	( )             ( )             ( )
 Listening	Unit 4	( )             ( )             ( )
	Unit 5	( )             ( )             ( )
	Unit 6	( )             ( )             ( )



## Let's sing



## Happy New Year

1=F  $\frac{3}{4}$

$\underline{1 \quad 1}$     $\underline{1 \quad 5}$  |  $\underline{3 \quad 3}$     $\underline{3 \quad 1}$  |  $\underline{1 \quad 3}$     $\underline{5 \quad 5}$  |  
 Happy   New   Year.   Happy   New   Year.   Happy   New   Year  
 $\underline{4 \quad 3}$     $\underline{2 \quad -}$  |  $\underline{2 \quad 3}$     $\underline{4 \quad 4}$  |  $\underline{3 \quad 2}$     $\underline{3 \quad 1}$  |  
 to you   all.   We are   sing - ing.   We are   danc - ing.  
 $\underline{1 \quad 3}$     $\underline{2 \quad 5}$  |  $\underline{7 \quad 2}$     $\underline{1 \quad -}$  ||  
 Happy   New   Year   to you   all.





# Words in Each Unit

## 单元词汇表

(注: 黑体单词要求学生能听、说、认读; 白体单词只作听、说要求)

### Unit 1

<b>pen</b> .....	钢笔
<b>pencil</b> .....	铅笔
<b>pencil-case</b> .....	铅笔盒
<b>ruler</b> .....	尺子
<b>eraser</b> .....	橡皮
<b>crayon</b> .....	蜡笔
<b>book</b> .....	书
<b>bag</b> .....	书包
<b>sharpener</b> .....	卷笔刀
<b>school</b> .....	学校
<b>hello</b> .....	喂
<b>hi</b> .....	喂
<b>I'm = I am</b> .....	我是
<b>my</b> .....	我的
<b>name</b> .....	名字
<b>goodbye</b> .....	再见
<b>bye</b> .....	(口语) 再见

<b>what</b> .....	什么
<b>is</b> .....	是
<b>your</b> .....	你的; 你们的

### Unit 2

<b>head</b> .....	头
<b>face</b> .....	脸
<b>nose</b> .....	鼻子
<b>mouth</b> .....	嘴
<b>eye</b> .....	眼睛
<b>ear</b> .....	耳朵
<b>arm</b> .....	胳膊; 手臂
<b>hand</b> .....	手
<b>finger</b> .....	手指
<b>leg</b> .....	腿
<b>foot</b> .....	脚
<b>body</b> .....	身体
<b>good</b> .....	好的
<b>morning</b> .....	早晨; 上午





this ..... 这; 这个  
 nice ..... 好的  
 meet ..... 见面  
 let's = let us ..... 让我们  
 go ..... 去  
 OK ..... 对; 好  
 to ..... 给; 对  
 mom ..... (口语) 妈妈  
 afternoon ..... 下午; 午后  
 too ..... 也; 太

## Unit 3

red ..... 红色的  
 yellow ..... 黄色的  
 green ..... 绿色的  
 blue ..... 蓝色的  
 purple ..... 紫色的  
 white ..... 白色的  
 black ..... 黑色的  
 orange ..... 橙色的  
 pink ..... 粉红色的  
 brown ..... 棕色的; 褐色的  
 how ..... 如何; 怎样  
 are ..... 是  
 fine ..... 好的

thank ..... 谢谢  
 thanks ..... 多谢  
 paint ..... 绘画  
 great ..... 很好的

## Unit 4

cat ..... 猫  
 dog ..... 狗  
 monkey ..... 猴子  
 panda ..... 熊猫  
 rabbit ..... 兔子  
 duck ..... 鸭  
 pig ..... 猪  
 bird ..... 鸟  
 bear ..... 熊  
 elephant ..... 大象  
 mouse ..... 老鼠  
 squirrel ..... 松鼠  
 look at ..... 看; 瞧  
 have ..... 有  
 a ..... 一 (个, 件……)  
 super ..... 太棒了  
 zoo ..... 动物园  
 really ..... 真正地; 确实  
 may ..... 可以; 可能



sure ..... 的确; 一定  
like ..... 喜欢  
it ..... 它

## Unit 5

cake ..... 蛋糕  
bread ..... 面包  
hot dog ..... 热狗  
hamburger ..... 汉堡包  
chicken ..... 鸡肉  
French fries ..... 炸薯条  
Coke ..... 可乐  
juice ..... 果汁  
milk ..... 牛奶  
water ..... 水  
tea ..... 茶  
coffee ..... 咖啡  
some ..... 一些  
and ..... 和  
no ..... 不; 不是  
can ..... 能; 可以

## Unit 6

one ..... 一

two ..... 二  
three ..... 三  
four ..... 四  
five ..... 五  
six ..... 六  
seven ..... 七  
eight ..... 八  
nine ..... 九  
ten ..... 十  
doll ..... 玩具娃娃  
boat ..... 小船  
ball ..... 球  
kite ..... 风筝  
balloon ..... 气球  
car ..... 小汽车  
plane ..... 飞机  
friend ..... 朋友  
for ..... 为; 给  
happy ..... 快乐的; 幸福的  
birthday ..... 生日  
how old ..... 几岁  
eat ..... 吃  
the .... 这(那); 这(那)些  
how many ..... 多少  
gift ..... 礼物





# Vocabulary

## 词汇表

(注: 黑体单词要求学生能听、说、认读; 白体单词只作听、说要求)

### A

**a** ..... 一 (个, 件……)  
**afternoon** ..... 下午; 午后  
**and** ..... 和  
**are** ..... 是  
**arm** ..... 胳膊; 手臂

### B

**bag** ..... 书包  
**ball** ..... 球  
**balloon** ..... 气球  
**bear** ..... 熊  
**bird** ..... 鸟  
**birthday** ..... 生日  
**black** ..... 黑色的  
**blue** ..... 蓝色的  
**boat** ..... 小船  
**body** ..... 身体  
**book** ..... 书  
**bread** ..... 面包  
**brown** ..... 棕色的; 褐色的

**bye** ..... (口语) 再见

### C

**cake** ..... 蛋糕  
**can** ..... 能; 可以  
**car** ..... 小汽车  
**cat** ..... 猫  
**chicken** ..... 鸡肉  
**coffee** ..... 咖啡  
**Coke** ..... 可乐  
**crayon** ..... 蜡笔

### D

**dog** ..... 狗  
**doll** ..... 玩具娃娃  
**duck** ..... 鸭

### E

**ear** ..... 耳朵  
**eat** ..... 吃  
**eight** ..... 八



elephant..... 大象  
eraser..... 橡皮  
eye..... 眼睛

## F

face..... 脸  
fine..... 好的  
finger..... 手指  
five..... 五  
foot..... 脚  
for..... 为; 给  
four..... 四  
French fries..... 炸薯条  
friend..... 朋友

## G

gift..... 礼物  
go..... 去  
good..... 好的  
goodbye..... 再见  
great..... 很好的  
green..... 绿色的

## H

hamburger..... 汉堡包  
hand..... 手

happy..... 快乐的; 幸福的  
have..... 有  
head..... 头  
hello..... 喂  
hi..... 喂  
hot dog..... 热狗  
how..... 如何; 怎样  
how many..... 多少  
how old..... 几岁

## I

I'm = I am..... 我是  
is..... 是  
it..... 它

## J

juice..... 果汁

## K

kite..... 风筝

## L

leg..... 腿  
let's = let us..... 让我们  
like..... 喜欢  
look at..... 看; 瞧





## M

may .....	可以; 可能
me .....	我 (宾格)
meet .....	见面
milk .....	牛奶
monkey .....	猴子
morning .....	早晨; 上午
mouse .....	老鼠
mouth .....	嘴
mom .....	(口语) 妈妈
my .....	我的

## N

name .....	名字
nice .....	好的
nine .....	九
no .....	不; 不是
nose .....	鼻子

## O

OK .....	对; 好
one .....	一
orange .....	橙色的

## P

paint .....	绘画
-------------	----

panda .....	熊猫
pen .....	钢笔
pencil .....	铅笔
pencil-case .....	铅笔盒
pig .....	猪
pink .....	粉红色的
plane .....	飞机
purple .....	紫色的

## R

rabbit .....	兔子
really .....	真正地; 确实
red .....	红色的
ruler .....	尺子

## S

school .....	学校
seven .....	七
sharpener .....	卷笔刀
six .....	六
some .....	一些
squirrel .....	松鼠
super .....	太棒了
sure .....	的确; 一定



## T

tea ..... 茶  
ten ..... 十  
thank ..... 谢谢  
thanks ..... 多谢  
the .... 这(那); 这(那)些  
this ..... 这; 这个  
three ..... 三  
to ..... 给; 对  
too ..... 也; 太  
two ..... 二

## W

water ..... 水  
what ..... 什么  
white ..... 白色的

## Y

yellow ..... 黄色的  
your ..... 你的; 你们的

## Z

zoo ..... 动物园

