

pú shàn
蒲扇



1. 一个大圆圈



2. 中间一条线






3. 弧线分两边







4. 三角在下面


37











huáng niú

黄牛



1. 头部轮廓



2. 画好耳朵



3. 眼睛和鼻子



4. 牛角不要忘记

rì chū
日出



1. 一只帆



2. 变帆船




3. 飘水上



4. 太阳升


hé huā
荷花




1. 注意花瓣形状



2. 首先画出花朵




3. 茎上长满了刺

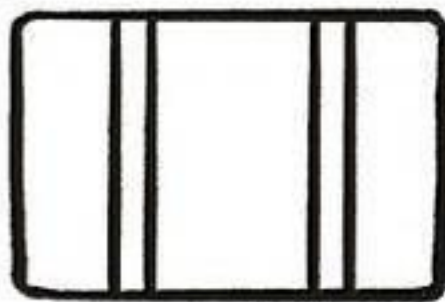


4. 添上一片荷叶

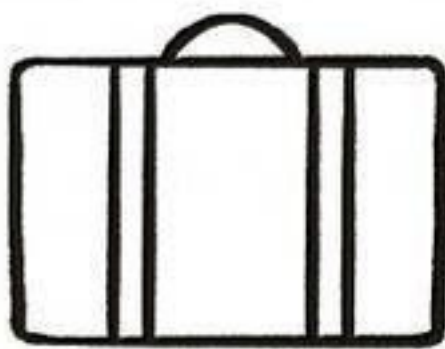
pí xiāng
皮箱



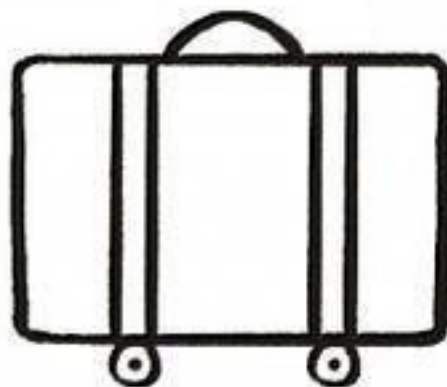
1. 方形里面



2. 竖线分两边



3. 上面半圆



4. 下面两小圆


guǒ shù
果树



1. 看像一朵棉花



2. 画上树干



3. 上面果实累累



4. 加上短线

jiào chē
轿 车




1. 一个长梯形



2. 一个短梯形





3. 加上两轮子




4. 变成小轿车


10








学习简笔画

























































© www.graphicgarden.com








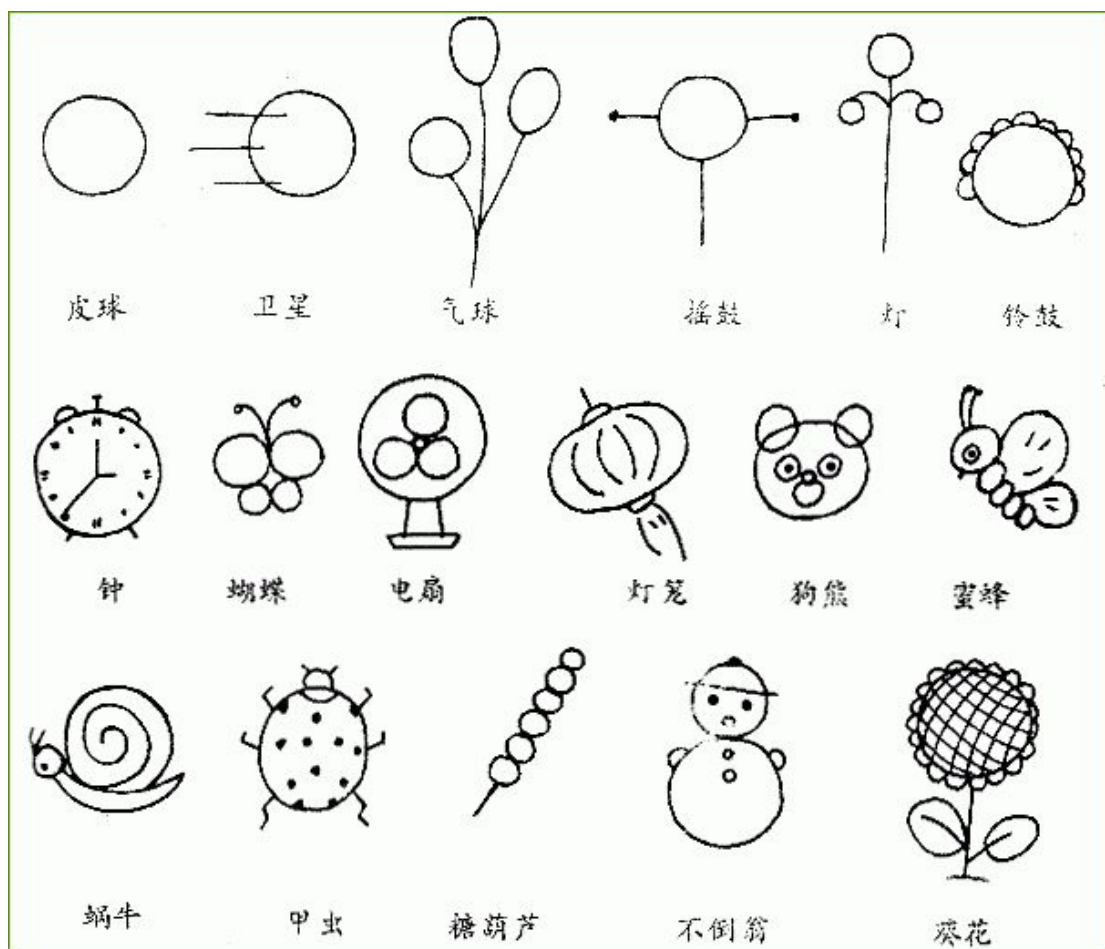






























© www.graphicgarden.com



© www.graphicgarden.com

