05 系列建筑标准设计图集

DBJT03—22—2005

05J4 -1

常用门窗

常用门窗

编制单位：石家庄市建筑设计院

编制单位负责人 [illegible]
编制单位技术负责人 [illegible]
技术审定人 刘元峰 马[illegible]
设计负责人 [illegible] 王志洁

制图	杨恩	设计	王志洁	校对	刘元峰	审核	孙大定

目　录

目录 01～04
编制说明 05～09
塑料、铝合金门窗立面
1PM 平开半玻门立面 1～2
2PM 平开全玻门立面 3～4
1PM 平开半玻门立面
2PM 平开全玻门立面 5
1TM 推拉半玻门立面 6
2TM 推拉全玻门立面 7
1TM 推拉半玻门立面
2TM 推拉全玻门立面 8
MPC 门连平开窗立面 9
MTC 门连推拉窗立面 10～11
GC 固定窗立面 12
1PC 平开窗立面 13～14
2PC 平开窗立面 15～16
3PC 平开窗立面 17～18
1NPC 内平开下悬窗立面 19～20
2NPC 内平开下悬窗立面 21～22
3NPC 内平开下悬窗立面 23～24
1TC 推拉窗立面 25～27
2TC 推拉窗立面 28
3TC 推拉窗立面 29
1LC 立转窗立面 30
2LC 立转窗立面 31
3LC 立转窗立面 32

目　录

1YPC 2YPC 异形平开窗立面 33

1YTC 2YTC 异形推拉窗立面 34

1YPC 2YPC 异形平开窗立面
1YTC 2YTC 异形推拉窗立面 35

1YGC 2YGC 3YGC 异形固定窗立面 36

1TNPC 外凸内平开窗立面 37

2TNPC 外凸内平开窗立面 38

1TTC 外凸推拉窗立面 39

2TTC 外凸推拉窗立面 40

LDPC 落地平开窗立面
LDTC 落地推拉窗立面 ..... 41～42

塑料门窗节点

60 系列塑料平开中空玻璃门节点 43

70 系列塑料推拉中空玻璃门节点 44

80 系列塑料推拉中空玻璃门节点 45

85 系列塑料推拉中空玻璃门节点 46

60 系列塑料平开单玻门节点 47

70 系列塑料推拉单玻门节点 48

60 系列塑料平开中空玻璃窗节点 49

60 系列塑料内平开、下悬中空玻璃窗节点 50

60 系列塑料推拉中空玻璃窗节点 ..... 51～52

60 系列塑料立转中空玻璃窗节点 53

70 系列塑料推拉中空玻璃窗节点 ..... 54～55

80 系列塑料推拉中空玻璃窗节点 ..... 56～57

85 系列塑料推拉中空玻璃窗节点 ..... 58～59

60 系列塑料内平开、下悬单玻窗节点 60

60 系列塑料推拉单玻窗节点 ..... 61～62

塑料组合门窗拼装节点 ..... 63～64

塑料窗框调整铁脚安装节点 65

铝合金门窗节点

65 系列铝合金内平开中空玻璃门节点 66

70 系列铝合金平开单玻门节点 67

70 系列铝合金推拉单玻门节点 ..... 68～69

70 系列铝合金推拉单玻组合门节点 70

60 系列铝合金内平开中空玻璃窗节点 71

60 系列铝合金平开组合中空玻璃
门窗拼接安装节点 ..... 72～73

目　录

65 系列铝合金内平中空玻璃玻窗节点 74
60 系列铝合金内平开组合中空玻璃窗拼接安装节点 75
80 系列铝合金平开中空玻璃窗安装节点 76
80 系列铝合金平开中空玻璃窗纱窗装配节点 77
80 系列铝合金推拉中空玻璃窗节点 78
80 系列铝合金推拉组合中空玻璃窗拼接安装节点 79
50 系列铝合金平开单玻窗节点 80
50 系列铝合金平开单玻组合窗节点 81
60 系列铝合金推拉单玻窗节点 82
60 系列铝合金推拉单玻门窗组合节点 83
70 系列铝合金推拉单玻窗节点 84
70 系列铝合金单玻门连窗节点 85
铝合金窗框上墙安装详图 86～87

木门窗立面

木门类型及编号 88
1PM 平开夹板门立面 89
2PM 平开夹板百页门立面 90
3PM 平开半玻夹板门立面 91～92
4PM 平开条形玻璃门立面 93
5PM 平开实木花格镶整玻璃门立面 94
6PM 平开铁艺镶玻璃门立面 95
7PM 平开镶板门立面 96～97
8PM 平开半玻镶板门立面 98～99
9PM 平开全玻门立面 100～101
1TM 单扇推拉门立面 102
2TM 多扇推拉门立面 103
3TM 多扇推拉门立面 104
2TM 3TM 多扇推拉门立面 105
MPC 门连平开窗立面 106～107
MTC 门连推拉窗立面 108～109
1MY 2MY 模压门立面 110
3MY 4MY 5MY 模压门立面 111
5MY 6MY 7MY模压门立面 112
$\frac{1}{3}$PC 平开窗立面 112～113
4PC 室内平开窗立面 114～115
1TC 推拉窗立面 116～117

目　录

2TC 推拉窗立面 118

木门窗节点

1PM 2PM 平开门节点 119～120

3PM 4PM 5PM 6PM 平开门节点 121～123

7PM 平开门节点 124～126

8PM 9PM 平开门节点 127～129

1TM 单扇推拉门节点 130

2TM 3TM 多扇推拉门节点 131～134

MPC 门连平开窗节点 135～136

MTC 门连推拉窗节点 137～139

1PC 单玻内平开窗节点 140～141

2PC 单玻带纱扇外平开窗节点 142～143

3PC 中空玻璃带纱扇外平开窗节点 144～145

4PC 室内平开窗节点 146～147

TC 推拉窗节点 148～149

门窗套部件截面图 150～151

附录一 塑料窗抗风压增强型钢惯性矩选用表 152～155

附录二 铝合金外窗抗风压最大洞口尺寸选用表 156～157

附录三 铝合金窗抗风压图 158～161

附录四 铝合金窗的玻璃面积最大允许值 162～163

编 制 说 明

1. 适用范围

本图集编入了塑料、铝合金、木制等三种材质的常用门窗，适用于民用建筑和一般工业建筑及其附属用房。

2. 编制依据

2.1《建筑门窗术语》GB5823-1986

2.2《建筑门窗洞口尺寸系列》GB5824-86

2.3《门窗用硬聚氯乙烯（P.V.C）型材》GB/T8814-98

2.4《PVC塑料门》JG/T3017-94

2.5《PVC塑料窗》JG/T3018-94

2.6《铝合金门》GB/T8478-2003

2.7《铝合金窗》GB/T8479-2003

2.8《建筑木门木窗》JG/T122-2000

2.9《建筑玻璃应用技术规程》JGJ131-2003

2.10《PVC塑料门窗》津02SJ601

2.11《PVC塑料门窗》DBJT14-2

2.12 全国民用建筑工程设计技术措施《规划、建筑》

3. 图集内容及设定

3.1 本图集包含了塑料、铝合金、木制等三种材质的常用门窗。在塑料、铝合金立面部分，编入了60系列平开门，70、80、85系列推拉门，60系列平开窗，内平开、下悬窗，60、70、80、85系列推拉窗以及门连窗等。在木制门窗立面部分编入了平开门、推拉门、平开窗、推拉窗及门连窗等。立面形式齐全，供设计人员选用。

3.2 塑料、铝合金门窗用做外门窗，木门窗则主要用于内门窗，三种不同材质的门窗各有其不同的特点，分述如下：

3.2.1 PVC改性塑料门窗。具有传热系数小，耐弱酸碱，无需油漆等优点，在其窗框料及扇框料中加进合适的钢衬，大幅度增加了塑料窗的强度和刚性，使其在高层建筑上得以应用。用于七层以上建筑外窗时不能选用外开启窗，可选用内平开或推拉窗。塑料耐弱酸碱的特点，又使其在有酸、碱的工业厂房及沿海盐雾地区的民用建筑更为适宜。

3.2.2 铝合金门窗，用铝合金挤压成型材制作的门窗。具有加工精细，轻质高强，不易锈蚀。外观高雅等优点。被广泛用于高层民用建筑。为满足节能要求，将框料做成带隔断层的或者在框料中填充保温材料（如泡沫保温塑料）。

3.2.3 木门窗，木材取材方便，易于加工，有的木材本身的木纹具有较强的装饰性。新产品模压门不仅可加工成各种线脚图案，具有很强的雕塑感，而且充分合理地利用木材资源，有利于环境保护。

由于木材防火性能差，材质不均匀，受潮会变形。我国林资源有限，

故近年来，除少数有特殊要求的低层、多层建筑外，外门窗基本不用木材，木材被大量地用作室内装修，在室内门窗这个领域上，木材将发挥它的优势。

3.3 本图集的立面图均为由外向内所得立面，细实线表示外开启，细虚线表示向内开启。推拉门窗以箭头表示推拉方向。

3.4 门窗框与洞口墙体留空隙统一设定为20mm。兼顾了内、外装饰面层的厚度，寒冷地区，窗的侧面外墙需做保温饰面或饰面厚度有变化时，个体设计应另定空隙尺寸。

3.5 组合窗根据工程需要，选用基本窗横向或竖向拼组，两个基本窗间的拼接型材，应有足够的强度，并与上下墙中的预埋铁件固接。

3.6 门窗玻璃一般采用浮法制平面透明玻璃，单层厚5.0mm，中空玻璃组合厚度20.0mm（5+10+5mm）。测试证明，中空玻璃空气层厚度＜8.0mm时将不能起保温作用，故采用10厚空气层，单玻窗用于非采暖地区，中空玻璃窗用于采暖地区（也用于有隔声要求的外窗上）。

3.7 因为塑料门窗和铝合金门窗的立面形式比较接近，为方便选用，绘制了共同的立面选用图。木门窗立面选用图单独表达。

3.8 本图集除注明单位的尺寸外，均以毫米计。

4. 窗的物理性能要求

4.1 建筑外门窗的选取，应根据建筑等级、使用功能、造价因素等综合考虑，其性能分级指标如抗风压、水密性、气密性、保温性、、隔声性、采光性等详见表4.1.1～4.1.6。

4.1.1 抗风压性能分级

分级	1	2	3	4
指标值kPa	1.0≤P3<1.5	1.5≤P3<2.0	2.0≤P3<2.5	2.5≤P3<3.0
5	6	7	8	X.X
3.0≤P3<3.5	3.5≤P3<4.0	4.0≤P3<4.5	4.5≤P3<5.0	P3≥5.0

注：1.X.X表示用≥5.0kPa的具体值，取代分级代号。

4.1.2 水密性能分级

分级	1	2	3
指标值（Pa）	100≤ΔP<150	150≤ΔP<250	250≤ΔP<350
分级	4	5	XXXX
指标值（Pa）	350≤ΔP<500	500≤ΔP<700	ΔP≥700

注：1.XXXX表示用≥700Pa的具体值取代分级代号，适用于热带风暴和台风袭击地区的建筑。

4.1.3 气密性能分级

分级	2	3
单位缝长指标值q1（$m^3/m \cdot h$）	$4.0 \geqslant q_3 > 2.5$	$2.5 \geqslant q_3 > 1.5$
单位缝长指标值q2（$m^3/m \cdot h$）	$12 \geqslant q_3 > 7.5$	$7.5 \geqslant q_3 > 4.5$
分级	4	5
单位缝长指标值q1（$m^3/m \cdot h$）	$1.5 \geqslant q_3 > 0.5$	$q_3 \leqslant 0.5$
单位缝长指标值q2（$m^3/m \cdot h$）	$4.5 \geqslant q_3 > 1.5$	$q_3 \leqslant 1.5$

4.1.4 保温性能分级

分级	5	6	7
指标值[W/（$m^2 \cdot K$）]	$4.0 > K \geqslant 3.5$	$3.5 > K \geqslant 3.0$	$3.0 > K \geqslant 2.5$
分级	8	9	10
指标值[W/（$m^2 \cdot K$）]	$2.5 > K \geqslant 2.0$	$2.0 > K \geqslant 1.5$	$1.5 > K \geqslant 1.0$

4.1.5 空气隔声性能分级

分级	2	3	4
指标值（dB）	$25 \leqslant Rw < 30$	$30 \leqslant Rw < 35$	$35 \leqslant Rw < 40$
分级	5	6	
指标值（dB）	$40 \leqslant Rw < 45$	$Rw \geqslant 45$	

4.1.6 采光性能分级

分级	1	2	3
指标值	$0.20 \leqslant Tr < 0.30$	$0.30 \leqslant Tr < 0.40$	$0.40 \leqslant Tr < 0.50$
分级	4	5	
指标值	$0.50 \leqslant Tr < 0.60$	$Tr \geqslant 0.60$	

4.1.7 作用在外窗的风荷载标准值可按下列公式计算：

$$\omega k = \beta_{gz}\, \mu_s\, \mu_z\, \omega_0$$

公式中 ωk—作用在外窗上的风荷载标准值

β_{gz}—高度Z处的阵风系数

μ_s—风荷载体型系数

μ_z—风压高度变化系数

ω_0—基本风压（KN/m^2）

4.2 确定窗的抗风压性能时，推荐几种途径。

4.2.1 塑料窗采用查表法（附录一 152－155页。）塑料窗的抗风压能力，主要是以内衬薄壁型钢的惯性矩控制。在生产厂家提供的各种衬钢的性能资料中，其惯性矩以“I”表示，不小于表中的数值即可满足抗风压要求。

4.2.2 铝合金窗

（1）查表法（附录二 156～157页）

（2）查图法（附录三　158～161页）

4.2.3 由于各厂家料型不一样，因此厂家在制作前，要对其型材的抗风压性能进行进一步计算。

4.3 沿海潮湿风盐雾地区宜采用塑料窗

4.4 窗的气密性，在冬季室外平均风速大于或等于3.0m/s的地区，多层建筑不应低于3级，高层建筑不应低于4级。在冬季室外平均风速小于3.0m/s的地区，多层建筑不应低于2级，高层建筑不应低于3级。

4.5 窗的水密性，在位于大风、多雨地区，窗的水密性不应低于3级。

4.6 窗的隔声性，沿街的住宅或环境噪声较大时，窗的隔声性能应不小于30dB（3级）。

4.7 在寒冷及严寒地区，如采用铝合金窗时，应使用断桥型材。

4.8 窗的保温性能等级应按当地的节能要求确定。

4.9 外墙上的门（如阳台门），其各项物理性能与窗相同。

4.10 在计算节能的外墙表面积和建筑物体积时，挑窗（凸窗）应将其展开的面积和凸出部分体积，加到建筑物的表面积和建筑物的体积中，不可忽略不计。

5.主要材料及质量要求

5.1 塑料型材

5.1.1 塑料门窗型材应达到GB/T8814-1998的要求，

5.1.2 塑料型材空壁厚不小于2.2mm，还需配置型钢增强其抗水平风压的能力，本图册P144-147所列出的增强型钢惯性矩，只要使用的增强内衬型钢的惯性矩≥表上的惯性矩，就可以使用。（型钢说明书中可找到它的惯性矩）

5.2 铝合金型材

5.2.1 铝合金门窗型材应达到GB5237的要求。

5.2.2 铝合金型材，空腹壁厚不小于2.0mm，铝合金抗风压容易满足要求，它的缺点主要是传热快，保温性能差。应选用设有断热层的框料，或向框料中浇注泡沫塑料，满足保温要求。

5.3 玻璃

5.3.1 外门窗玻璃的规格、品种及做法详见06页3.6条。

5.3.2 落地窗地面以上900高度内用安全玻璃（如10mm厚钢化玻璃或夹丝玻璃）。如果在室内设置护栏扶手或窗外有阳台挑板等，则落地窗可用一般玻璃。

5.3.3 门窗玻璃应符合JGJ113-2003《建筑玻璃应用技术规程》的规定。

5.4 五金件

5.4.1 塑料门窗的五金件应符合下列现行标准的规定：

JG/T124-JG/T132。

5.4.2 铝合金门窗的五金件应符合下列现行标准的规定：

GB9296-GB9298；GB9300-GB9305。

5.4.3 空气中酸碱浓度大于正常的地区，海岸边的别墅建筑应使用耐腐蚀的五金件。

5.4.4 门窗用的密封毛条应达到 GB12002和GB10712的要求.

5.4.5 紧固件应符合 GB845、GB846、GB5267的要求。

5.4.6 纱窗：近年来，许多具备相当知名度的门窗生产厂家，已使生产质量大幅度提高，用户可向厂方要求提供纱窗的形式，构造组成。至于纱的品种，有铝合金丝，不锈钢丝，塑料丝等多种产品供选择。（可参照本图集43、47、49、55～57、61、75～77等页有关节点设计）

5.5 成品质量

5.5.1 塑料门窗成品应符合JG/T3017-1994、JG/T3018-94的规定。

5.5.2 铝合金门窗成品应符合GB8478-GB8482的规定。

5.5.3 木门窗成品质量应符合JG/T122-2000、GBJ50206-2002的规定。

6. 门窗编号及索引

6.1 门窗材质及类型代号：

门窗材质：塑料 S　铝合金 L　木 M　单玻 A

中空玻璃 K　带纱扇 F　料型：60、70、80

6.2 门窗编号：

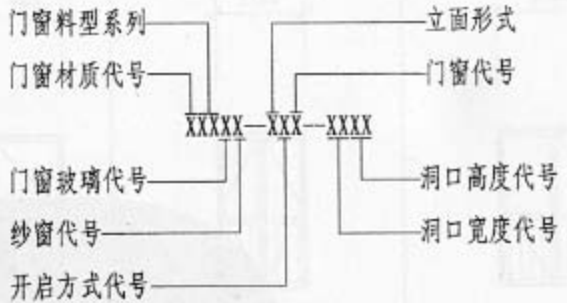

如：S70KF-2PC-1518 为塑料70系列中空玻璃带纱、上亮子平开窗，洞口宽1500，洞口高1800。在门窗选用表和施工图平面中标注门、窗编号时可省略前面的特征代号。统一在工程设计说明中注明。门窗选用表和工程图中门窗编号只写类型代号和洞口宽、高代号。如：2PC-1518。（若同时多种材质窗立面与洞口一致时会产生同号，请设计人说明。）

6.3 节点详图索引方法：

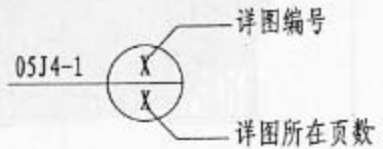

在本图集使用中，本图集所依据的规范、标准若有新的版本时，选用者应按有效版本，对有关做法进行检查、调整，以使所选做法符合有关版本的要求。

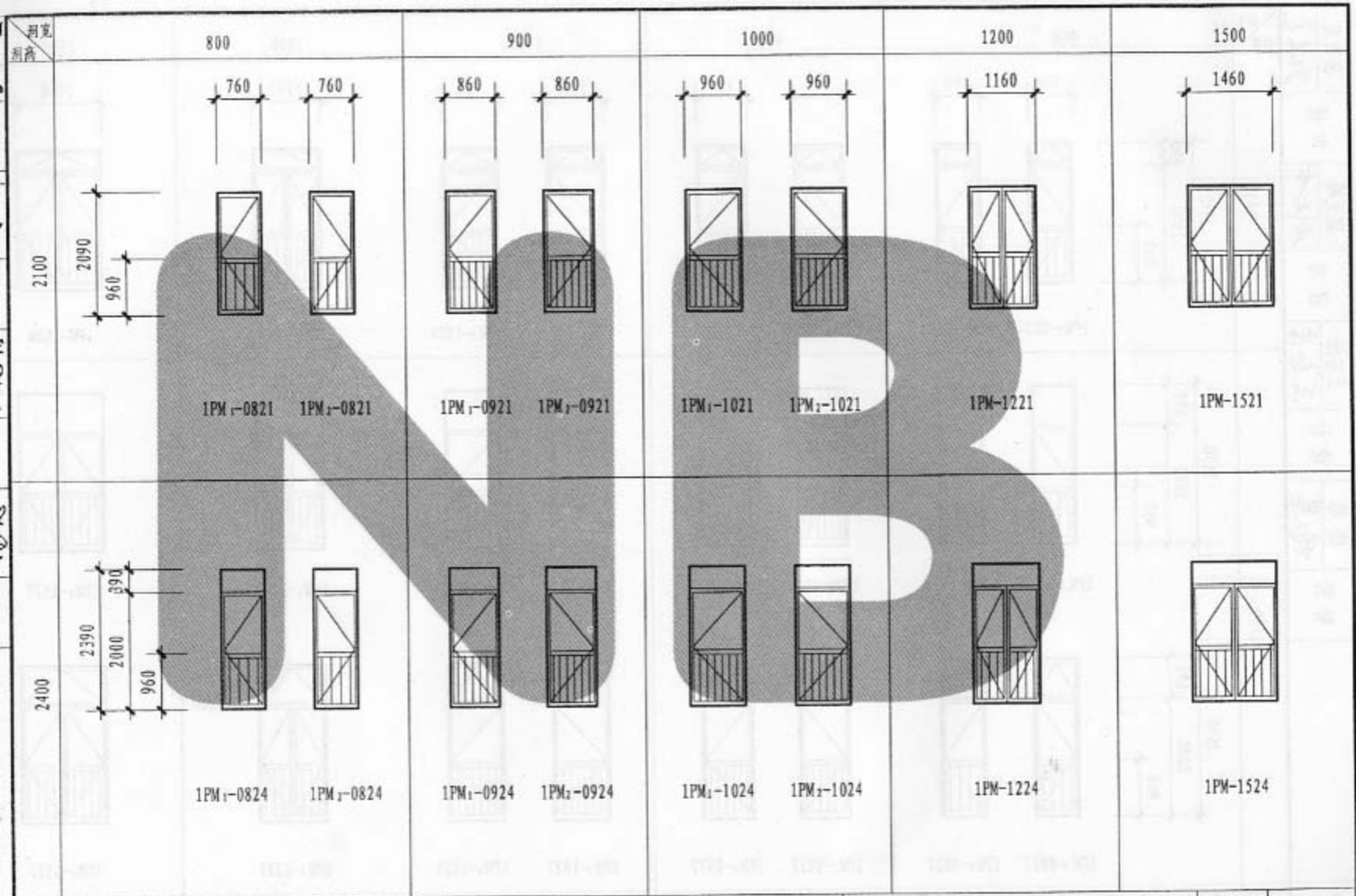

注：本图集第1-42页所示门窗立面供塑料、铝合金门窗选用。设计人在选用时除注明门窗编号外，还应在工程说明中注明材质及特征。

1PM 平开半玻门立面（一）

图集号	05J4-1
页	1

洞宽 / 洞高	800	900	1000	1200	1500
2400	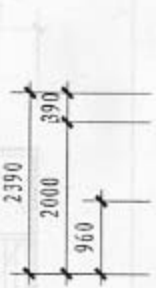 1PM₁-0824 1PM₂-0824	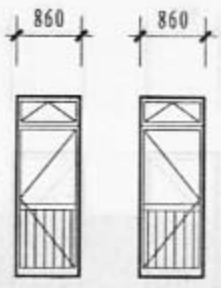 1PM₁-0924 1PM₂-0924	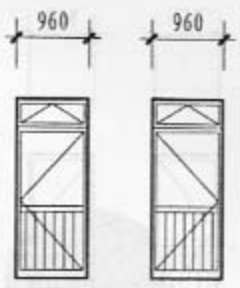 1PM₁-1024 1PM₂-1024	1PM-1224	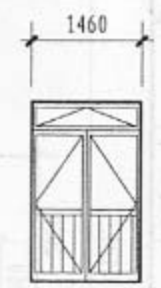 1PM-1524
2700	 1PM₁-0827 1PM₂-0827	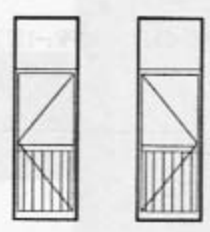 1PM₁-0927 1PM₂-0927	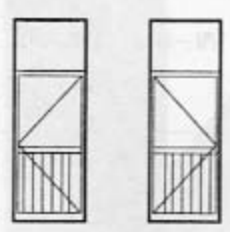 1PM₁-1027 1PM₂-1027	1PM₁-1227	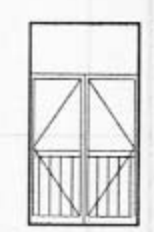 1PM₁-1527
	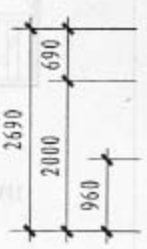 1PM₃-0827 1PM₄-0827	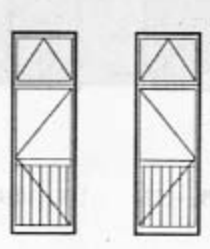 1PM₃-0927 1PM₄-0927	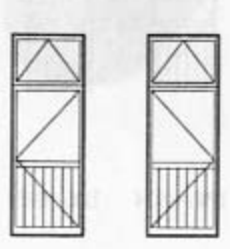 1PM₃-1027 1PM₄-1027	1PM₂-1227	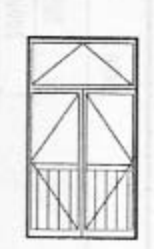 1PM₂-1527

1PM 平开半玻门立面（二）

图集号	05J4-1
页	2

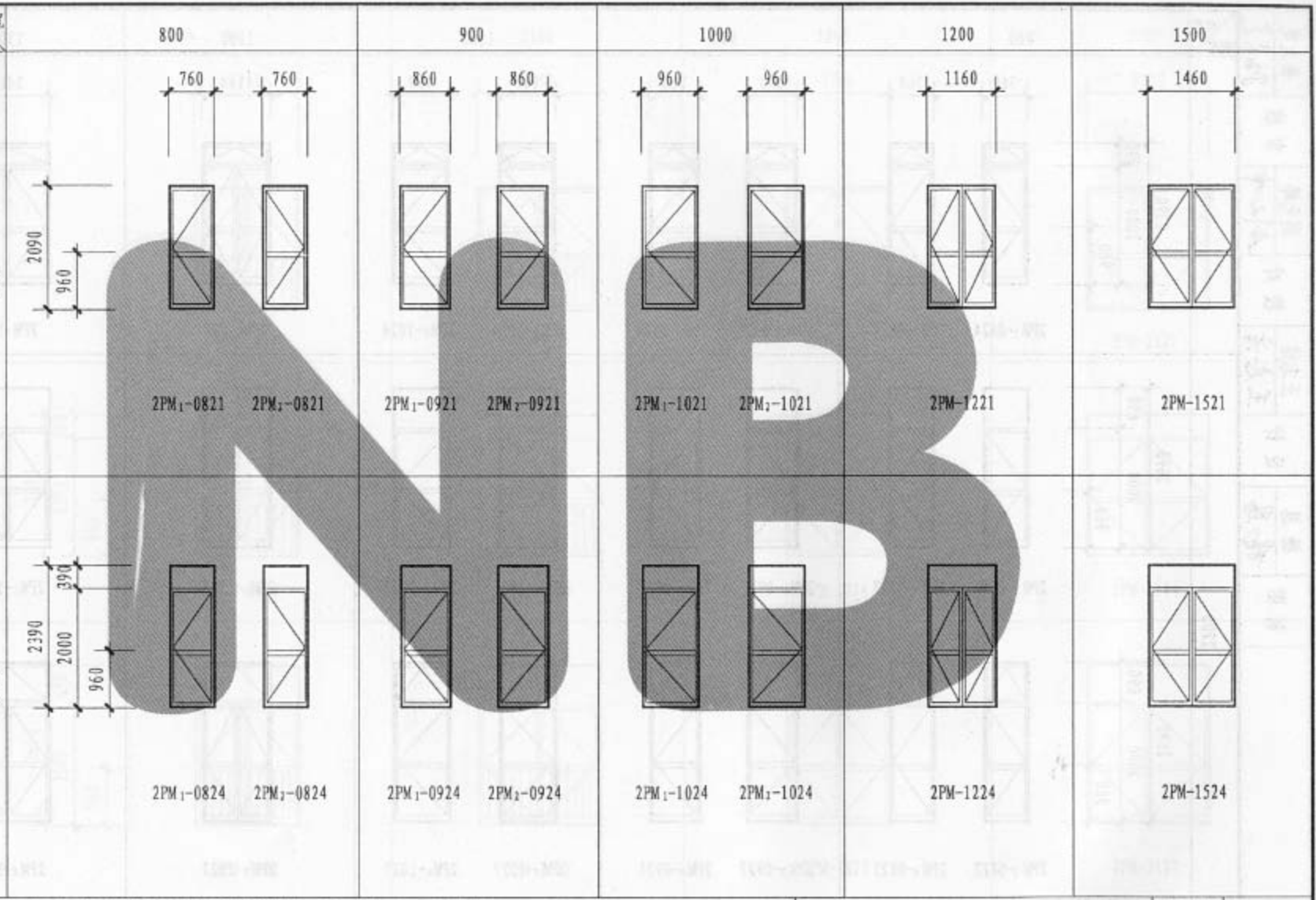

注明：全玻门若做在外墙上需做防护措施，详本图集41、42页说明。

详本图集41、42页说明。（本图集3、4、5、7、8、41、42页均有全玻落地窗，均按本说明操作。）

2PM 平开全玻门立面（一）

图集号	05J4-1
页	3

洞宽 / 扇高	800	900	1000	1200	1500
2400	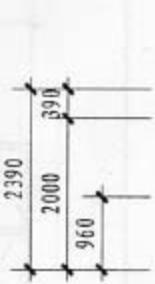 2PM 1-0824 2PM 2-0824	2PM1-0924 2PM2-0924	2PM1-1024 2PM2-1024	2PM-1224	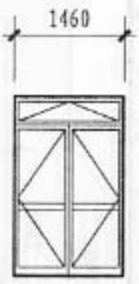 2PM-1524
2700	 2PM 1-0827 2PM 2-0827  2PM 3-0827 2PM 4-0827	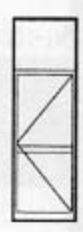 2PM1-0927 2PM2-0927 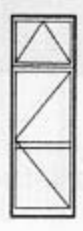 2PM3-0927 2PM4-0927	2PM1-1027 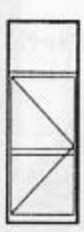 2PM2-1027 2PM3-1027 2PM4-1027	2PM1-1227 2PM2-1227	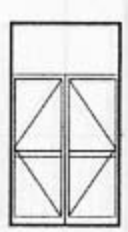 2PM1-1527 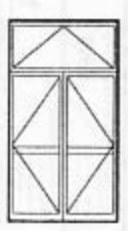 2PM2-1527

2PM 平开全玻门立面（二）

图集号	05J4-1
页	4

洞宽 / 洞高

洞高 \ 洞宽	1800	2100	1800	2100
2100	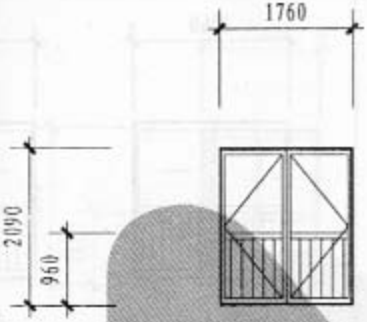 1PM-1821	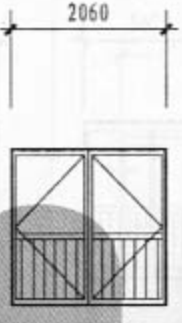 1PM-2121	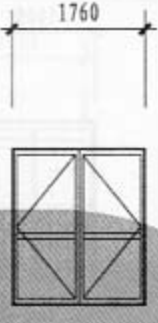 2PM-1821	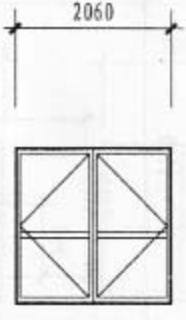 2PM-2121
2400	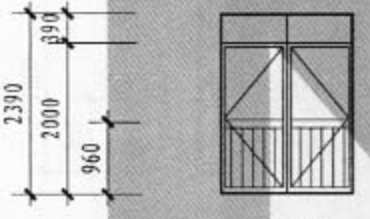 1PM-1824	 1PM-2124	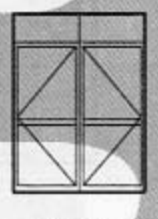 2PM-1824	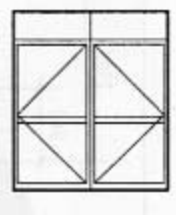 2PM-2124
2700	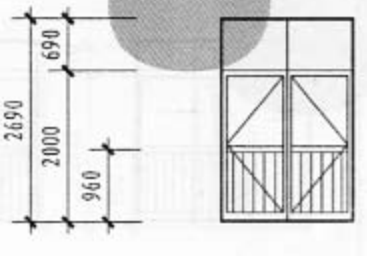 1PM-1827	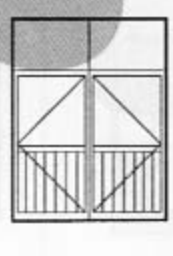 1PM-2127	2PM-1827	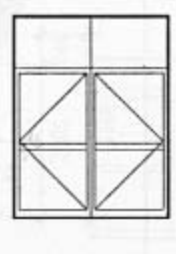 2PM-2127

NB

1PM 平开半玻门立面（三）
2PM 平开全玻门立面（三）

洞宽 / 洞高

洞高 \ 洞宽	1600	1800	2100
2100	1TM1-1621　1TM2-1621	1TM1-1821　1TM2-1821	1TM1-2121　1TM2-2121
2400	1TM1-1624　1TM2-1624 1TM3-1624　1TM4-1624	1TM1-1824　1TM2-1824 1TM3-1824　1TM4-1824	1TM3-2124　1TM4-2124

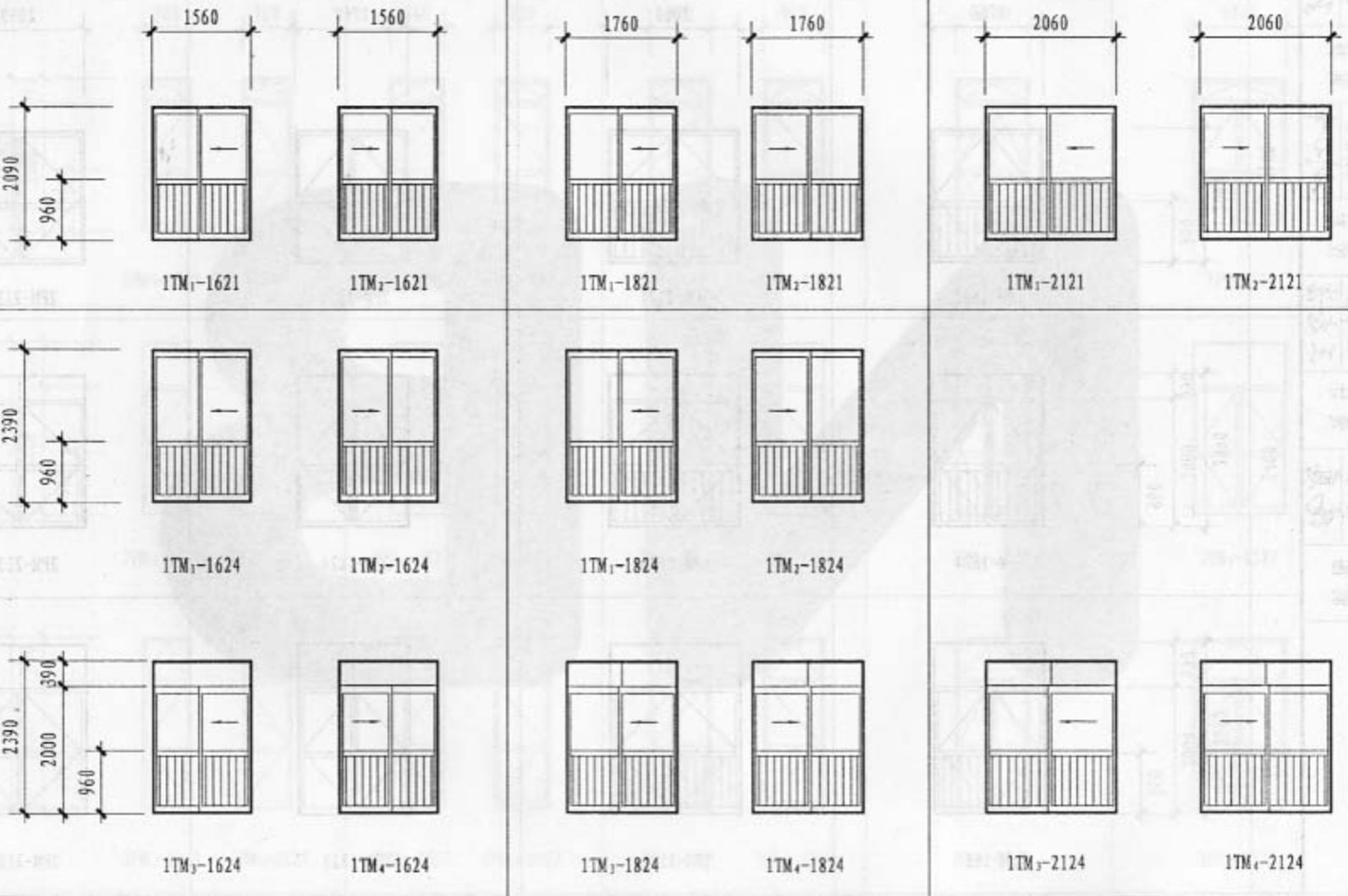

洞宽 / 洞高	1600	1800	2100
2100	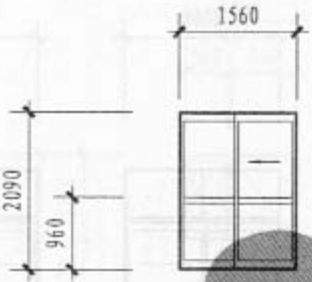 2TM₁-1621  2TM₂-1621	2TM₁-1821  2TM₂-1821	 2TM₁-2121 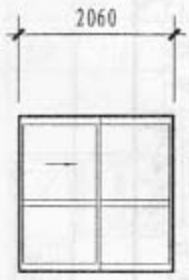 2TM₂-2121
2400	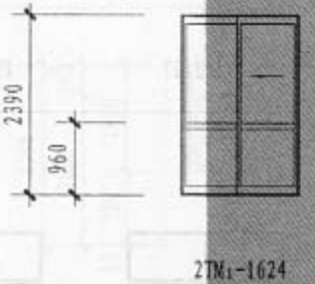 2TM₁-1624  2TM₂-1624	 2TM₁-1824  2TM₂-1824	

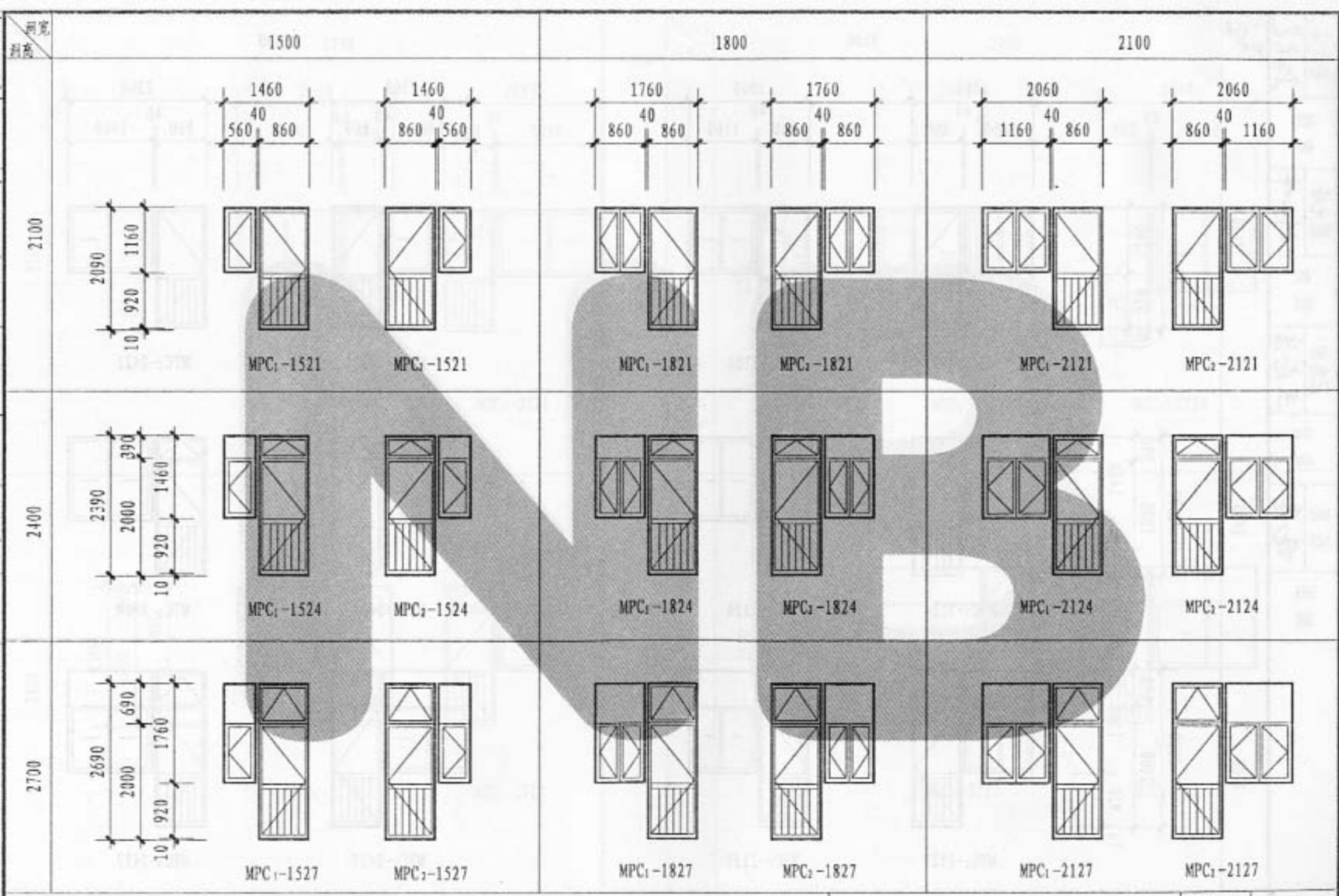

MPC 门连平开窗立面

图集号	05J4-1
页	9

洞高 \ 洞宽	2100	2400
2100	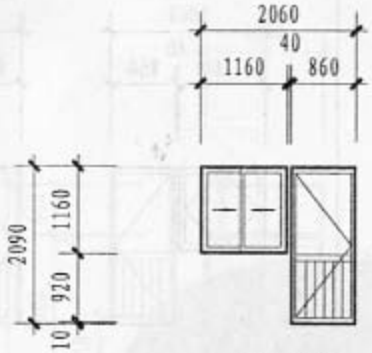 MTC1-2121 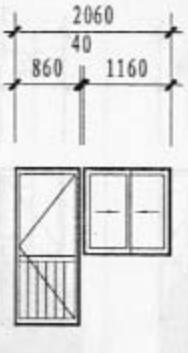 MTC2-2121	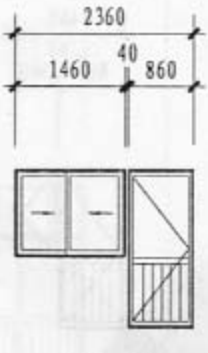 MTC1-2421 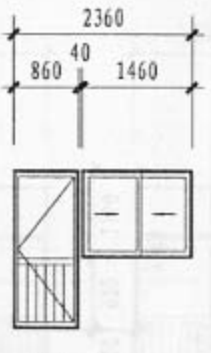 MTC2-2421
2400	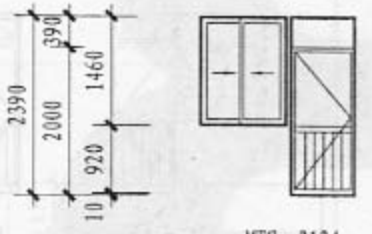 MTC1-2124 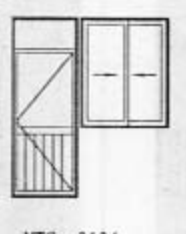 MTC2-2124	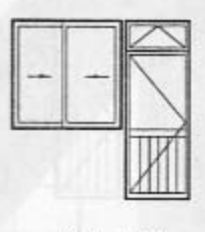 MTC1-2424 MTC2-2424
2700	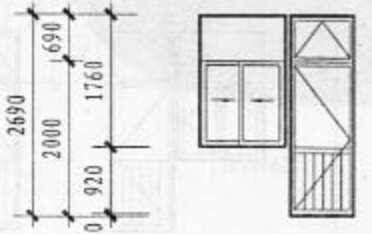 MTC1-2127 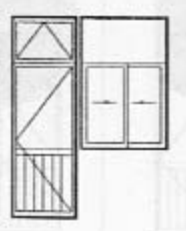 MTC2-2127	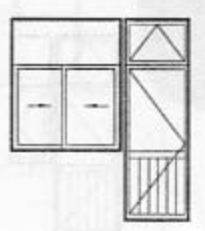 MTC1-2427 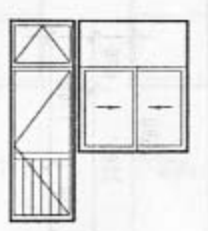 MTC2-2427

MTC 门连推拉窗立面（一）

图集号	05J4-1
页	10

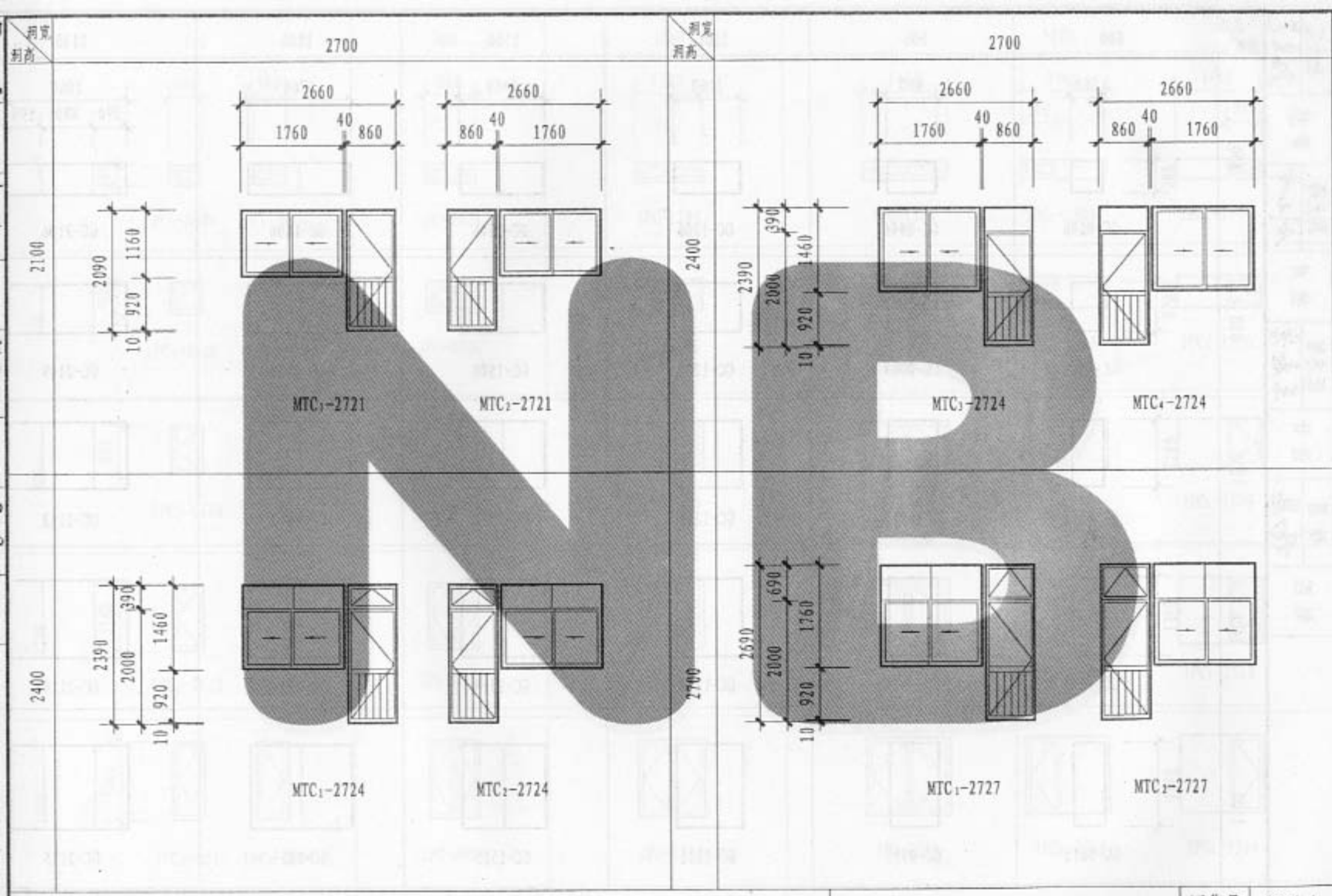

NB

MTC 门连推拉窗立面（二）

图集号	05J4-1
页	11

洞高 / 洞宽	600	900	1200	1500	1800	2100
600	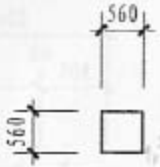 GC-0606	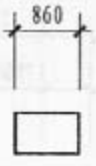 GC-0906	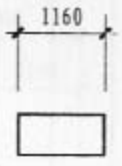 GC-1206	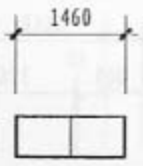 GC-1506	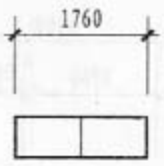 GC-1806	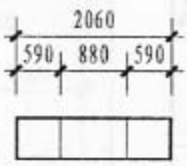 GC-2106
900	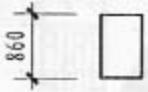 GC-0609	GC-0909	GC-1209	GC-1509	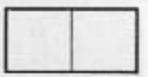 GC-1809	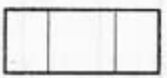 GC-2109
1200	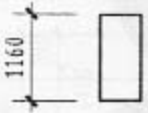 GC-0612	GC-0912	GC-1212	GC-1512	 GC-1812	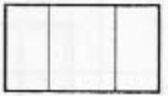 GC-2112
1400	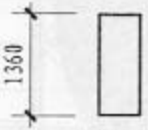 GC-0614	GC-0914	GC-1214	GC-1514	 GC-1814	GC-2114
1500	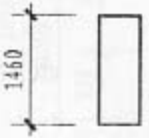 GC-0615	GC-0915	GC-1215	 GC-1515	GC-1815	GC-2115

GC 固定窗立面

图集号	05J4-1
页	12

洞宽 / 洞高	600	900	1200	1500
400	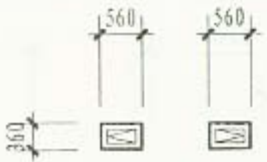 1PC$_1$-0604 1PC$_2$-0604	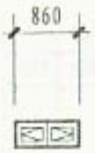 1PC-0904	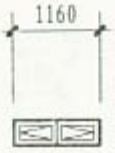 1PC-1204	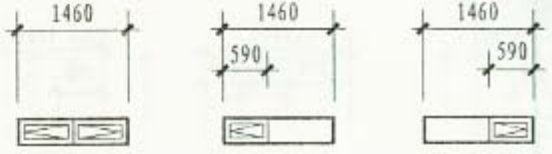 1PC-1504 1PC$_1$-1504 1PC$_2$-1504
600	1PC$_1$-0606 1PC$_2$-0606	1PC-0906	1PC-1206	1PC-1506 1PC$_1$-1506 1PC$_2$-1506
900	1PC$_1$-0609 1PC$_2$-0609	1PC-0909	1PC-1209	1PC-1509 1PC$_1$-1509 1PC$_2$-1509
1200	1PC$_1$-0612 1PC$_2$-0612	1PC-0912	1PC-1212	1PC-1512 1PC$_1$-1512 1PC$_2$-1512
1400	1PC$_1$-0614 1PC$_2$-0614	1PC-0914	1PC-1214	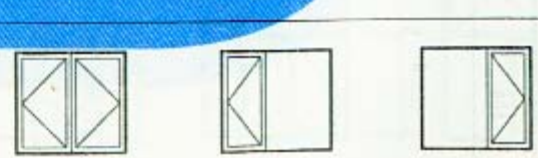 1PC-1514 1PC$_1$-1514 1PC$_2$-1514

NB

1PC 平开窗立面（一）

图集号	05J4-1
页	13

洞高 \ 洞宽	1800	2100
600	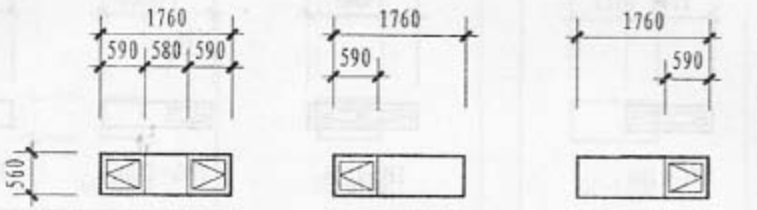 1PC-1806	1PC$_1$-1806	1PC$_2$-1806	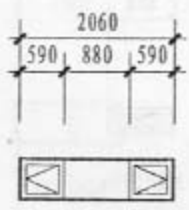 1PC-2106	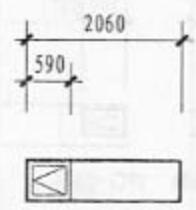 1PC$_1$-2106	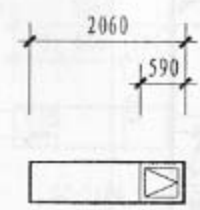 1PC$_2$-2106
900	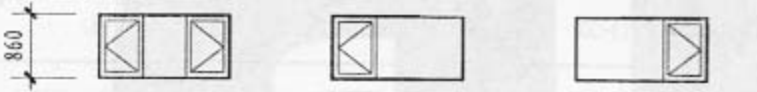 1PC-1809	1PC$_1$-1809	1PC$_2$-1809	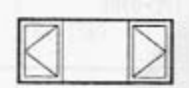 1PC-2109	 1PC$_1$-2109	 1PC$_2$-2109
1200	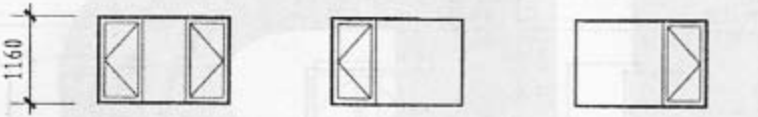 1PC-1812	1PC$_1$-1812	1PC$_2$-1812	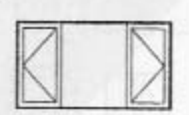 1PC-2112	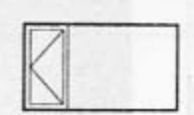 1PC$_1$-2112	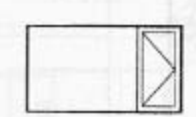 1PC$_2$-2112
1400	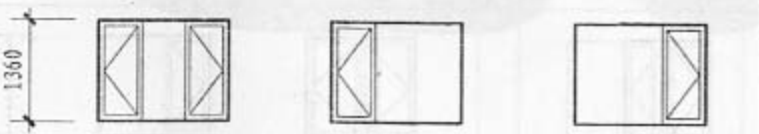 1PC-1814	1PC$_1$-1814	1PC$_2$-1814	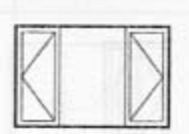 1PC-2114	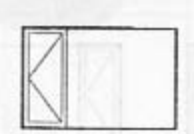 1PC$_1$-2114	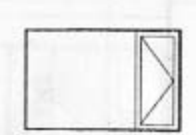 1PC$_2$-2114

1PC 平开窗立面（二）

图集号	05J4-1
页	14

洞宽 / 洞高	600	900	1200	1500
1500	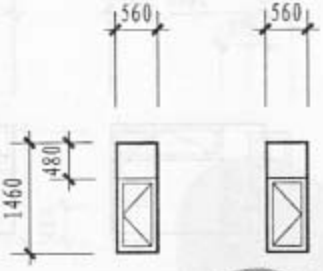 2PC$_1$-0615　2PC$_2$-0615	 2PC-0915	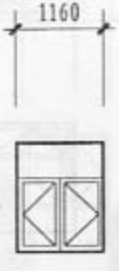 2PC-1215	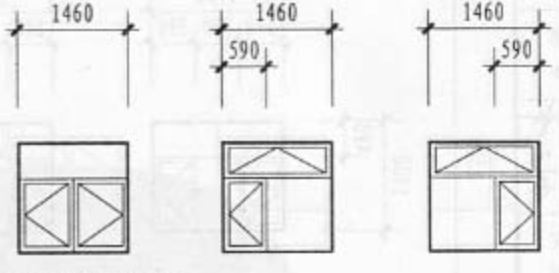 2PC-1515　2PC$_1$-1515　2PC$_2$-1515
1800	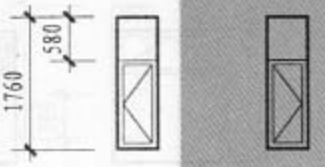 2PC$_1$-0618　2PC$_2$-0618	2PC-0918	2PC-1218	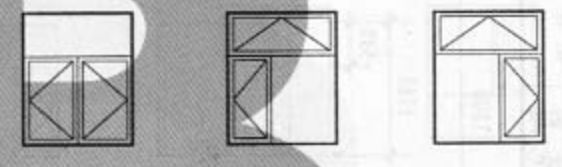 2PC-1518　2PC$_1$-1518　2PC$_2$-1518
2100	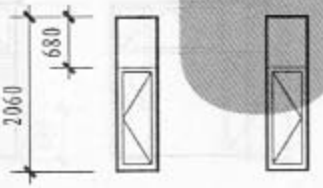 2PC$_1$-0621　2PC$_2$-0621	2PC-0921	2PC-1221	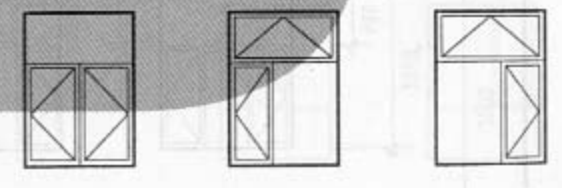 2PC-1521　2PC$_1$-1521　2PC$_2$-1521

NB

2PC 平开窗立面（一）

图集号	05J4-1
页	15

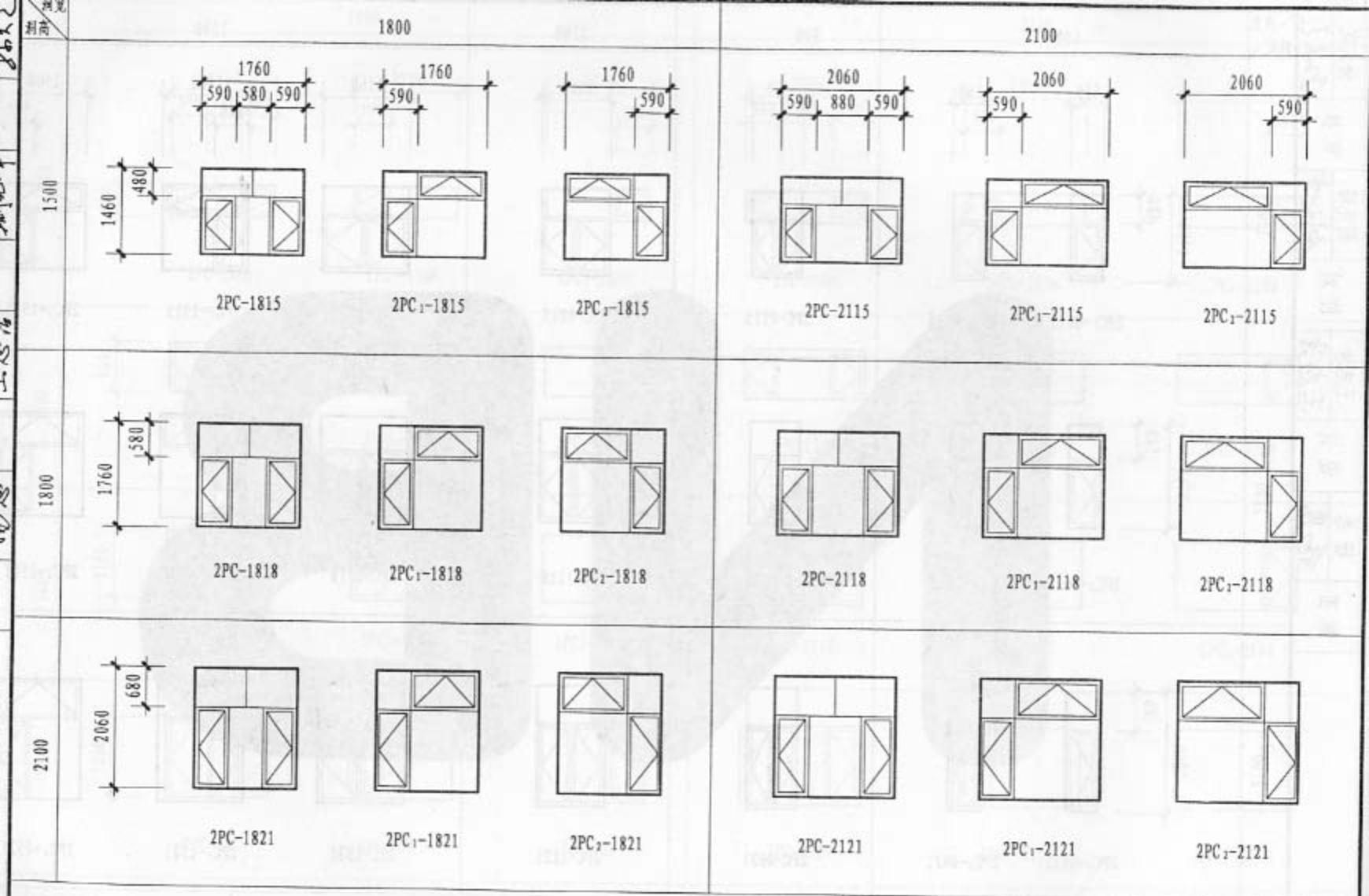

2PC 平开窗立面（二）

图集号	05J4-1
页	16

洞高 \ 洞宽	600	900	1200	1500
1500	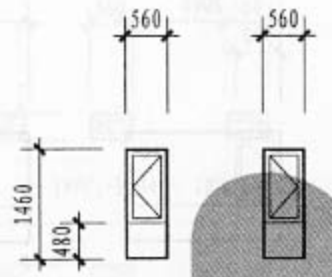 3PC$_1$-0615　3PC$_2$-0615	3PC-0915	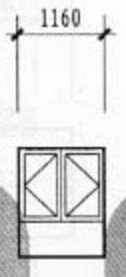 3PC-1215	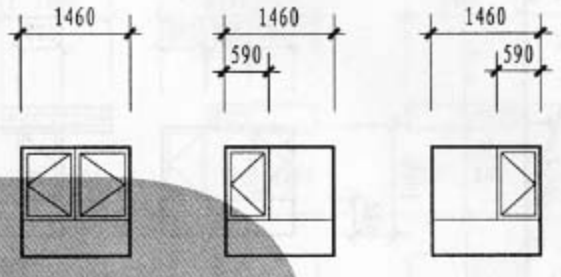 3PC-1515　3PC$_1$-1515　3PC$_2$-1515
1800	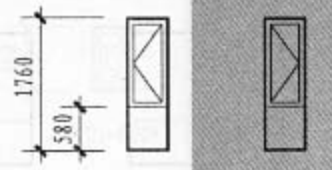 3PC$_1$-0618　3PC$_2$-0618	3PC-0918	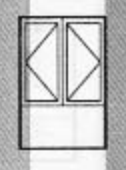 3PC-1218	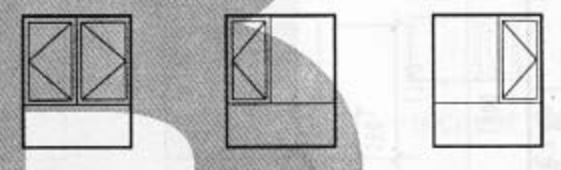 3PC-1518　3PC$_1$-1518　3PC$_1$-1518
2100	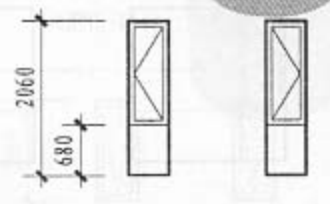 3PC$_1$-0621　3PC$_2$-0621	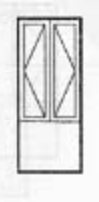 3PC-0921	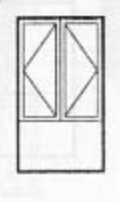 3PC-1221	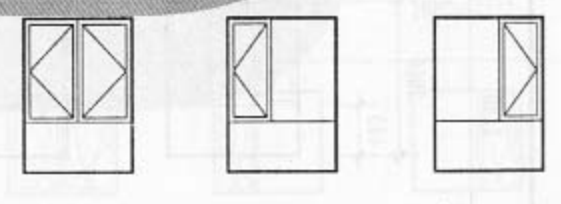 3PC-1521　3PC$_1$-1521　3PC$_2$-1521

NJB

洞高 \ 洞宽	1800	2100
1500	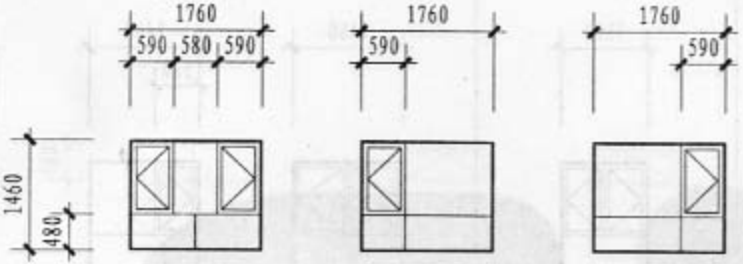 3PC-1815　3PC$_1$-1815　3PC$_2$-1815	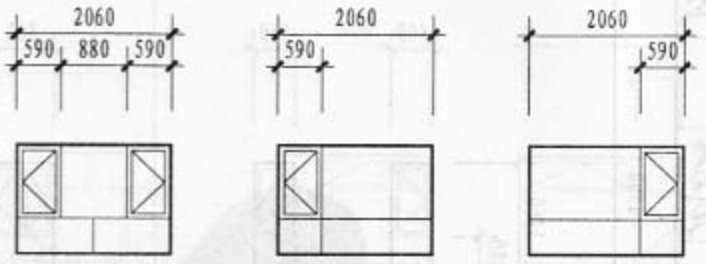 3PC-2115　3PC$_1$-2115　3PC$_2$-2115
1800	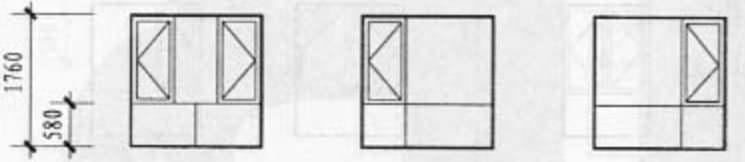 3PC-1818　3PC$_1$-1818　3PC$_2$-1818	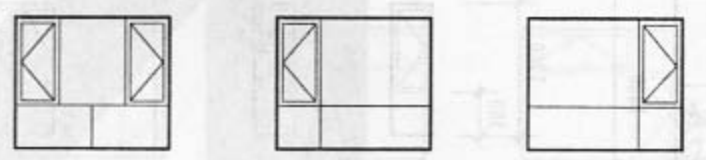 3PC-2118　3PC$_1$-2118　3PC$_2$-2118
2100	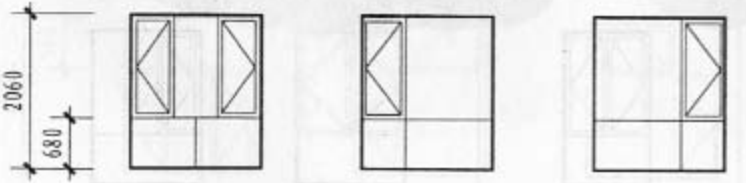 3PC-1821　3PC$_1$-1821　3PC$_2$-1821	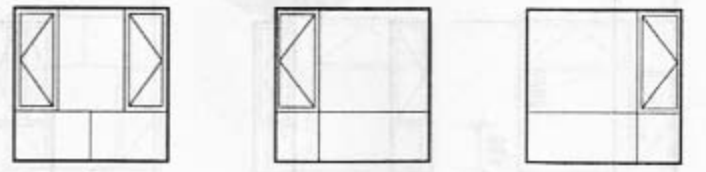 3PC-2121　3PC$_1$-2121　3PC$_2$-2121

洞宽 / 洞高	600	900	1200	1500		
400	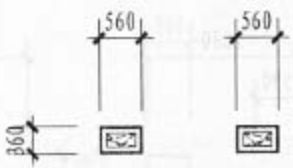 1NPC$_1$-0604　1NPC$_2$-0604	1NPC-0904	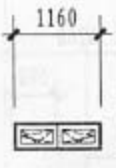 1NPC-1204	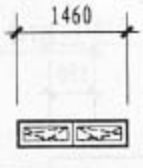 1NPC-1504	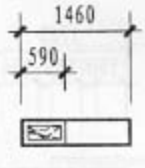 1NPC$_1$-1504	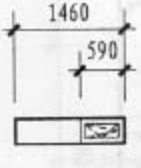 1NPC$_2$-1504
600	 1NPC$_1$-0606　1NPC$_2$-0606	 1NPC-0906	 1NPC-1206	1NPC-1506	1NPC$_1$-1506	1NPC$_2$-1506
900	1NPC$_1$-0609　1NPC$_2$-0609	1NPC-0909	1NPC-1209	1NPC-1509	1NPC$_1$-1509	1NPC$_2$-1509
1200	1NPC$_1$-0612　1NPC$_2$-0612	1NPC-0912	1NPC-1212	1NPC-1512	1NPC$_1$-1512	1NPC$_2$-1512
1400	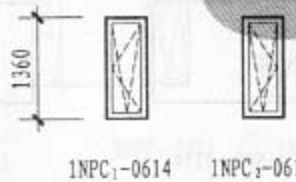 1NPC$_1$-0614　1NPC$_2$-0614	1NPC-0914	1NPC-1214	1NPC-1514	1NPC$_1$-1514	1NPC$_2$-1514

注：本图按内平开下悬形式设计，如设计选用为内平开窗时，设计人应作说明。

1NPC 内平开、下悬窗立面（一）

图集号	05J4-1
页	19

洞高 \ 洞宽	1800	2100
1500	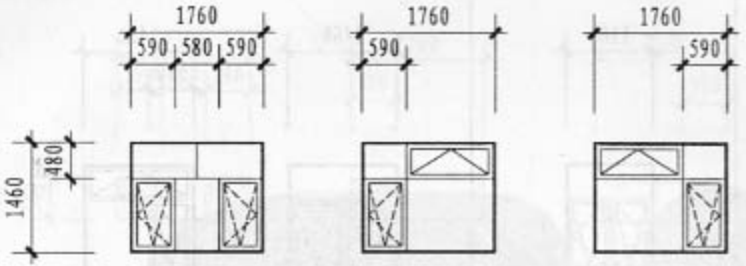 2NPC-1815　2NPC$_1$-1815　2NPC$_2$-1815	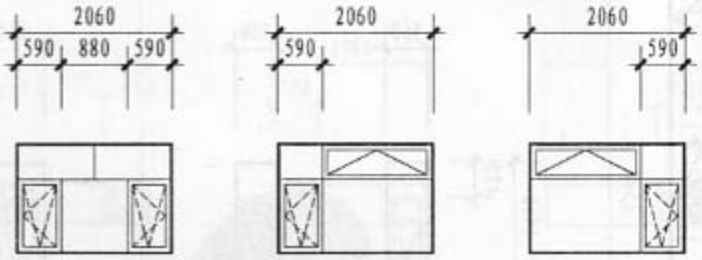 2NPC-2115　2NPC$_1$-2115　2NPC$_2$-2115
1800	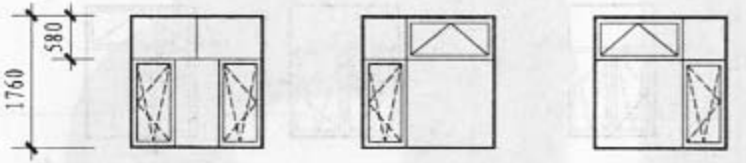 2NPC-1818　2NPC$_1$-1818　2NPC$_2$-1818	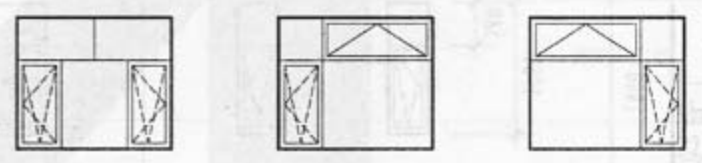 2NPC-2118　2NPC$_1$-2118　2NPC$_2$-2118
2100	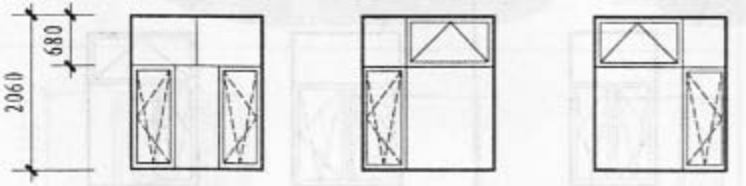 2NPC-1821　2NPC$_1$-1821　2NPC$_2$-1821	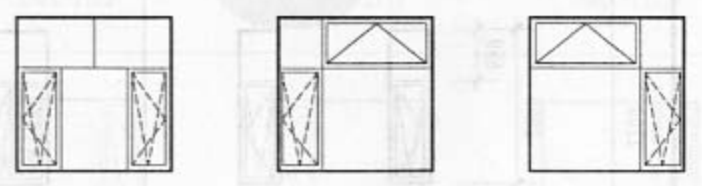 2NPC-2121　2NPC$_1$-2121　2NPC$_2$-2121

注：本图按内平开下悬形式设计，如设计选用为内平开窗时，设计人应作说明。

洞宽 / 洞高	600	900	1200	1500
1500	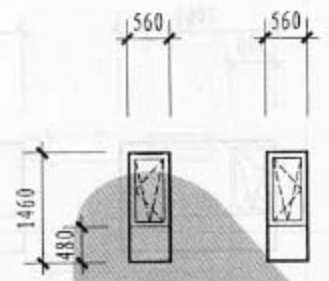 3NPC$_1$-0615　3NPC$_2$-0615	3NPC-0915	 3NPC-1215	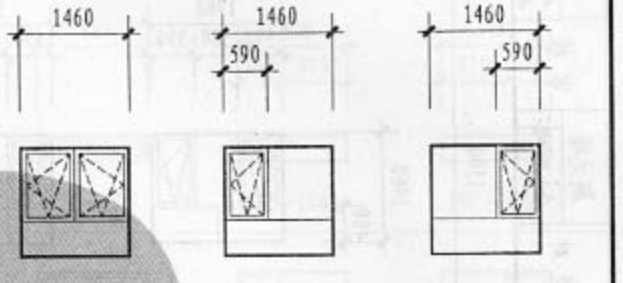 3NPC-1515　3NPC$_1$-1515　3NPC$_2$-1515
1800	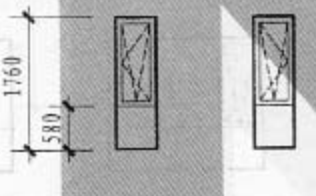 3NPC$_1$-0618　3NPC$_2$-0618	3NPC-0918	 3NPC-1218	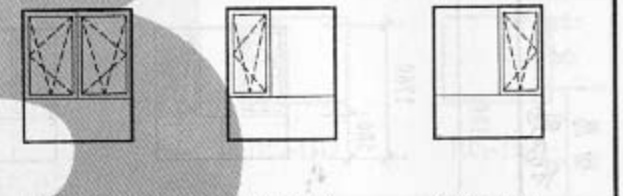 3NPC-1518　3NPC$_1$-1518　3NPC$_2$-1518
2100	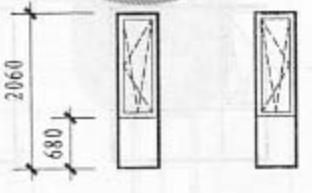 3NPC$_1$-0621　2NPC$_2$-0621	3NPC-0921	3NPC-1221	3NPC-1521　3NPC$_1$-1521　3NPC$_2$-1521

注：本图按内平开下悬形式设计，如设计选用为内平开窗时，设计人应作说明。

3NPC 内平开、下悬窗立面（一）

图集号	05J4-1
页	23

洞高 \ 洞宽	1800	2100
1500	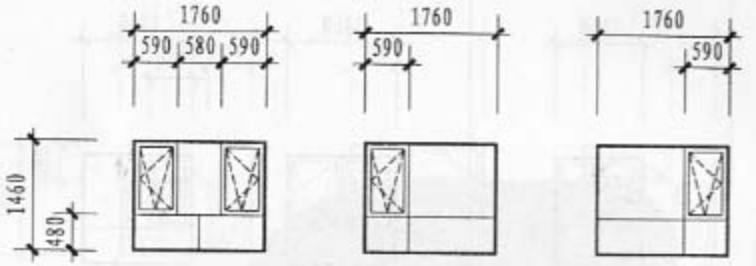 3NPC-1815　3NPC$_1$-1815　3NPC$_2$-1815	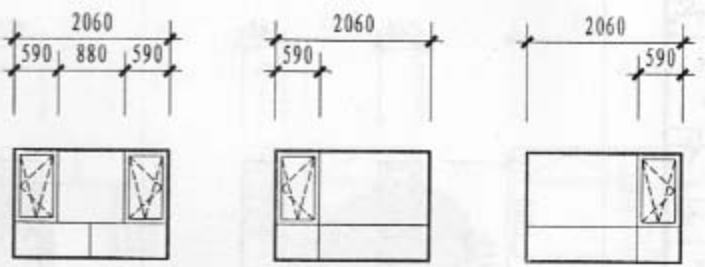 3NPC-2115　3NPC$_1$-2115　3NPC$_2$-2115
1800	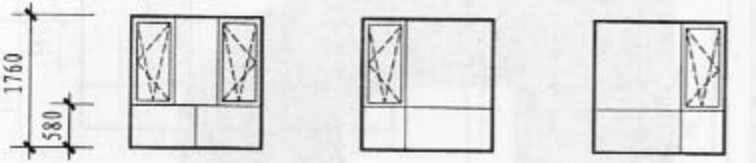 3NPC-1818　3NPC$_1$-1818　3NPC$_2$-1818	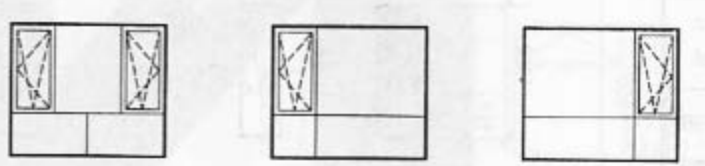 2NPC-2118　3NPC$_1$-2118　3NPC$_2$-2118
2100	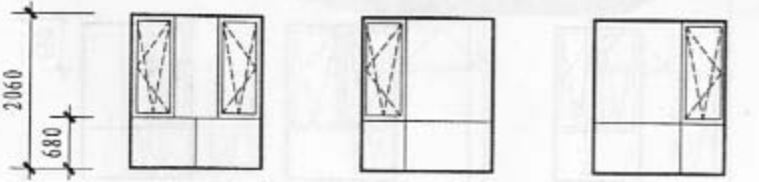 3NPC-1821　3NPC$_1$-1821　3NPC$_2$-1821	 3NPC-2121　3NPC$_1$-2121　3NPC$_2$-2121

注：本图按内平开下悬形式设计，如设计选用为内平开窗时，设计人应作说明。

洞高 \ 洞宽	900	1200			1500		
400	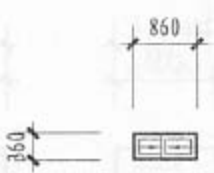 1TC-0904	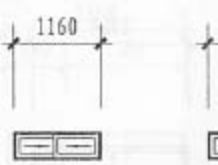 1TC-1204	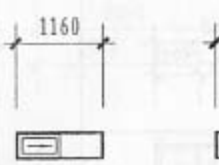 1TC$_1$-1204	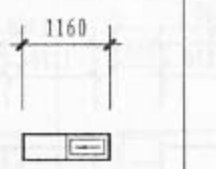 1TC$_2$-1204	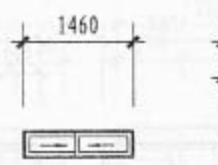 1TC-1504	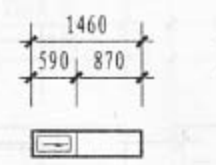 1TC$_1$-1504	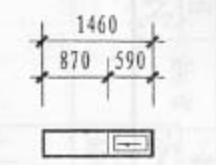 1TC$_2$-1504
900	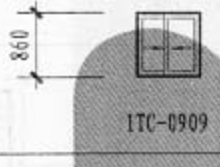 1TC-0909	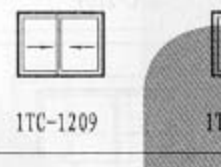 1TC-1209	1TC$_1$-1209	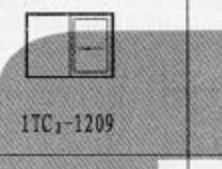 1TC$_2$-1209	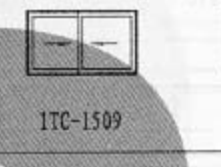 1TC-1509	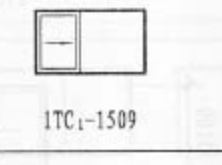 1TC$_1$-1509	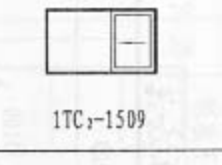 1TC$_2$-1509
1200	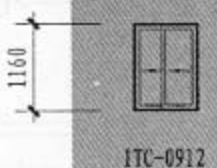 1TC-0912	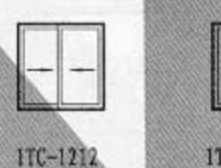 1TC-1212	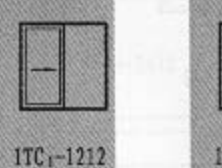 1TC$_1$-1212	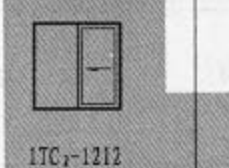 1TC$_2$-1212	1TC-1512	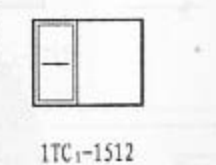 1TC$_1$-1512	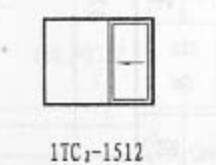 1TC$_2$-1512
1400	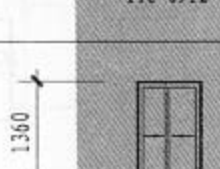 1TC-0914	1TC-1214	1TC$_1$-1214	1TC$_2$-1214	 1TC-1514	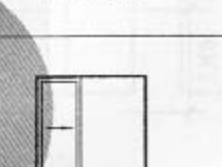 1TC$_1$-1514	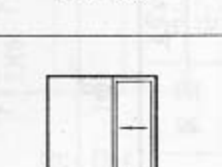 1TC$_2$-1514
1500	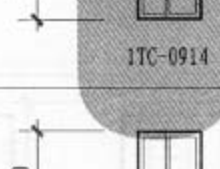 1TC-0915	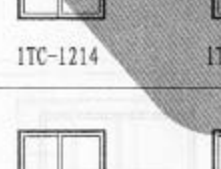 1TC-1215	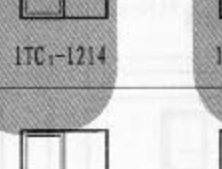 1TC$_1$-1215	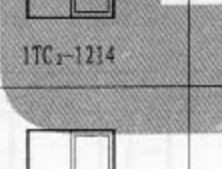 1TC$_2$-1215	1TC-1515	1TC$_1$-1515	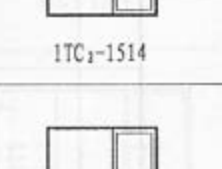 1TC$_2$-1515

NB

1TC 推拉窗立面（一）

图集号	05J4-1
页	25

洞宽
洞高

洞高 \ 洞宽	1800			2100		
900	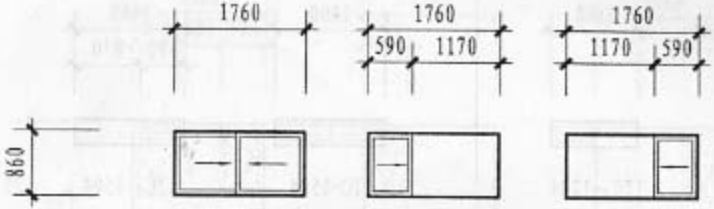			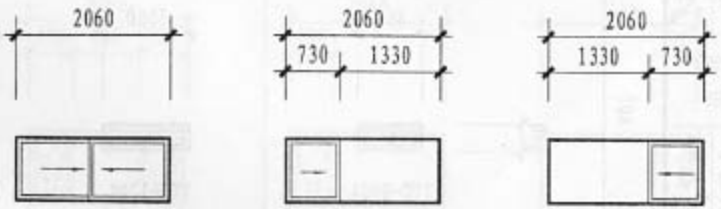		
	1TC-1809	1TC$_1$-1809	1TC$_2$-1809	1TC-2109	1TC$_1$-2109	1TC$_2$-2109
1200	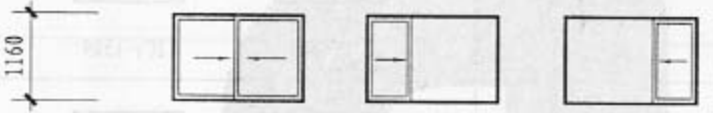			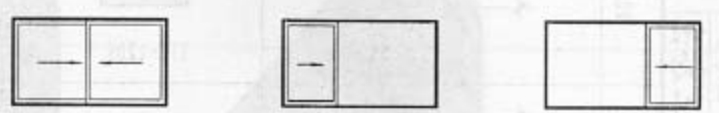		
	1TC-1812	1TC$_1$-1812	1TC$_2$-1812	1TC-2112	1TC$_1$-2112	1TC$_2$-2112
1400	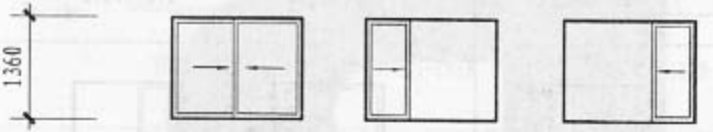			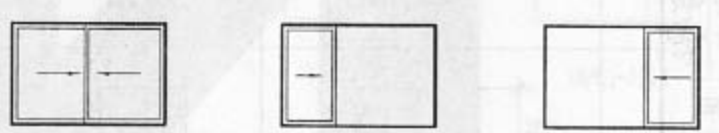		
	1TC-1814	1TC$_1$-1814	1TC$_2$-1814	1TC-2114	1TC$_1$-2114	1TC$_2$-2114
1500	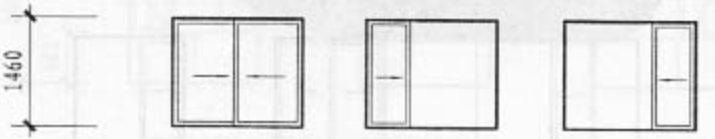					
	1TC-1815	1TC$_1$-1815	1TC$_2$-1815	1TC-2115	1TC$_1$-2115	1TC$_2$-2115

洞口宽 / 洞口高

洞口高 \ 洞口宽	2400	2700
900	2360 (580 / 1200 / 580) 1TC-2409 2360 (780 / 1580) 1TC$_1$-2409 2360 (1580 / 780) 1TC$_2$-2409	2660 (650 / 1360 / 650) 1TC-2709 2660 (880 / 1780) 1TC$_1$-2709 2660 (1780 / 880) 1TC$_2$-2709
1200	1TC-2412 1TC$_1$-2412 1TC$_2$-2412	1TC-2712 1TC$_1$-2712 1TC$_2$-2712
1400	1TC-2414 1TC$_1$-2414 1TC$_2$-2414	1TC-2714 1TC$_1$-2714 1TC$_2$-2714
1500	1TC-2415 1TC$_1$-2415 1TC$_2$-2415	1TC-2715 1TC$_1$-2715 1TC$_2$-2715

NB

1TC 推拉窗立面（三）

洞高 \ 洞宽	900	1200	1500	1800	2100
1500	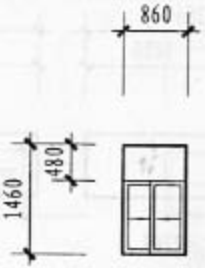 2TC-0915	2TC-1215	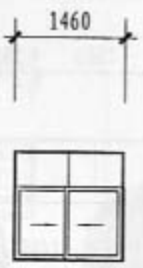 2TC-1515	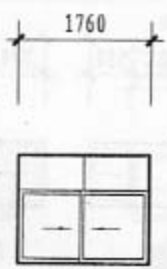 2TC-1815	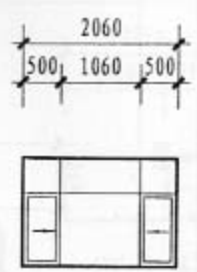 2TC-2115
1800	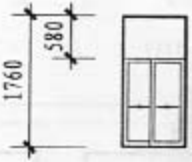 2TC-0918	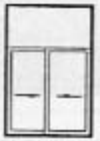 2TC-1218	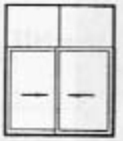 2TC-1518	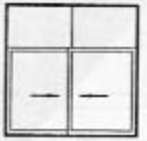 2TC-1818	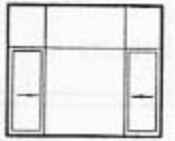 2TC-2118
2100	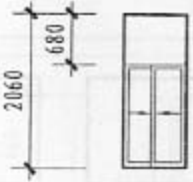 2TC-0921	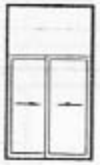 2TC-1221	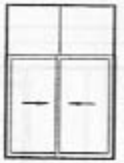 2TC-1521	 2TC-1821	 2TC-2121

2TC 推拉窗立面

图集号	05J4-1
页	28

洞高 \ 洞宽	900	1200	1500	1800	2100
1500	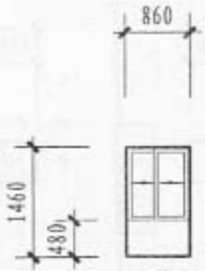 3TC-0915	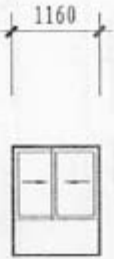 3TC-1215	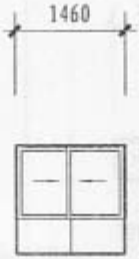 3TC-1515	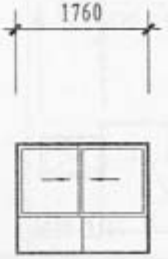 3TC-1815	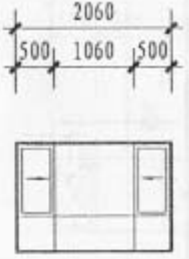 3TC-2115
1800	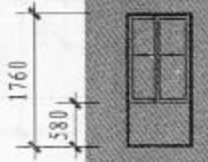 3TC-0918	3TC-1218	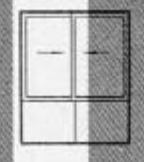 3TC-1518	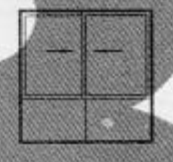 3TC-1818	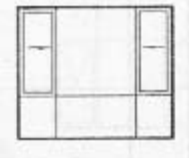 3TC-2118
2100	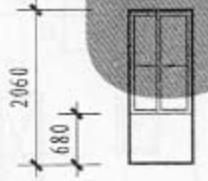 3TC-0921	3TC-1221	3TC-1521	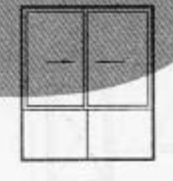 3TC-1821	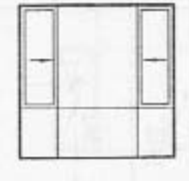 3TC-2121

NB

洞高 \ 洞宽	600	900	1200	1500	1800	2100
600	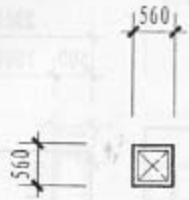 1LC-0606	1LC-0906	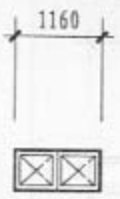 1LC-1206	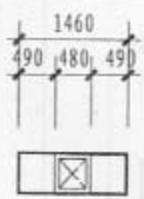 1LC-1506	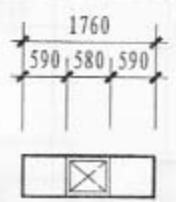 1LC-1806	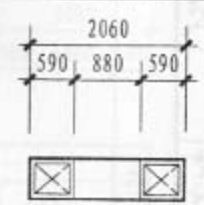 1LC-2106
900	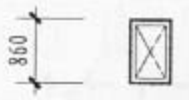 1LC-0609	1LC-0909	1LC-1209	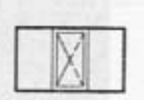 1LC-1509	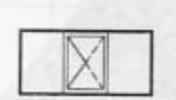 1LC-1809	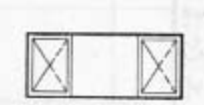 1LC-2109
1200	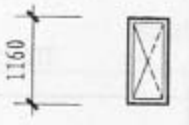 1LC-0612	1LC-0912	1LC-1212	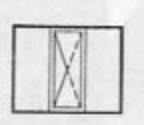 1LC-1512	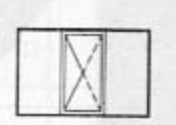 1LC-1812	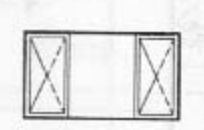 1LC-2112
1400	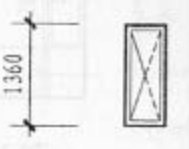 1LC-0614	1LC-0914	1LC-1214	1LC-1514	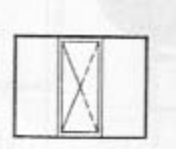 1LC-1814	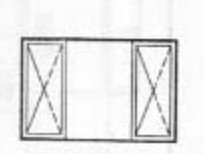 1LC-2114

1LC 立转窗立面

图集号	05J4-1
页	30

洞宽 / 高	600	900	1200	1500	1800	2100
1500	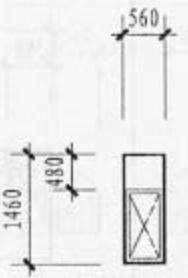 2LC-0615	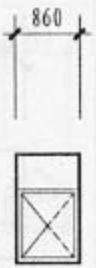 2LC-0915	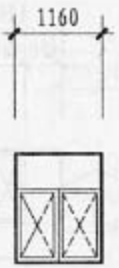 2LC-1215	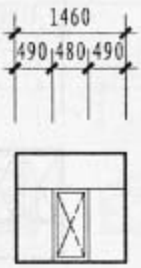 2LC-1515	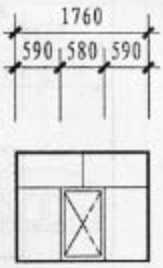 2LC-1815	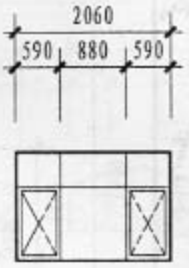 2LC-2115
1800	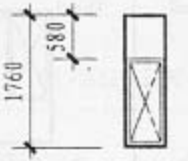 2LC-0618	2LC-0918	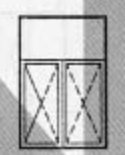 2LC-1218	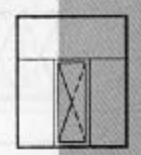 2LC-1518	2LC-1818	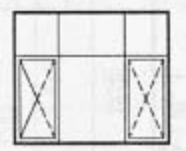 2LC-2118
2100	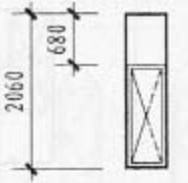 2LC-0621	2LC-0921	2LC-1221	2LC-1521	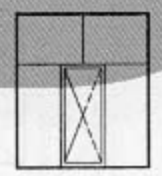 2LC-1821	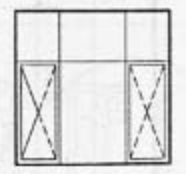 2LC-2121

NB

2LC 立转窗立面

洞高 \ 洞宽	600	900	1200	1500	1800	2100
1500	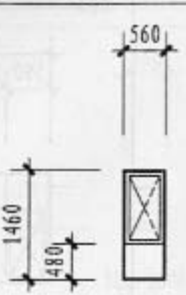 3LC-0615	3LC-0915	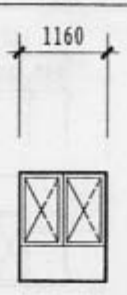 3LC-1215	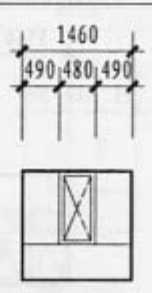 3LC-1515	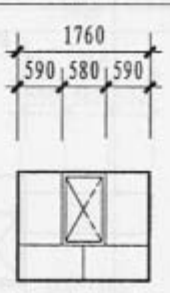 3LC-1815	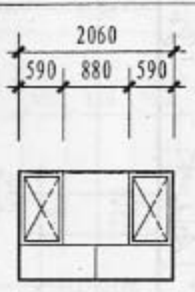 3LC-2115
1800	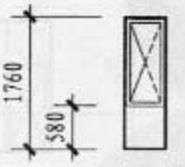 3LC-0618	3LC-0918	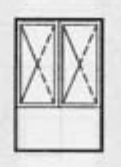 3LC-1218	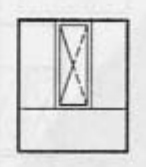 3LC-1518	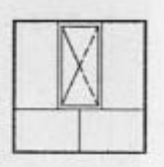 3LC-1818	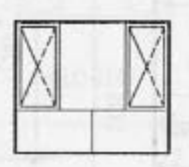 3LC-2118
2100	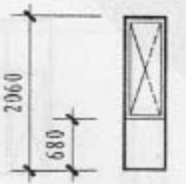 3LC-0621	3LC-0921	3LC-1221	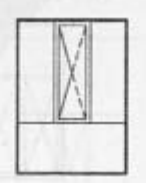 3LC-1521	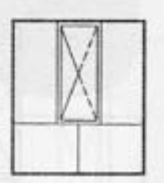 3LC-1821	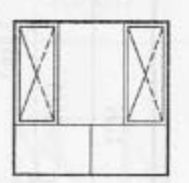 3LC-2121

洞高 \ 洞宽	600	900	1200	1500	1800
900	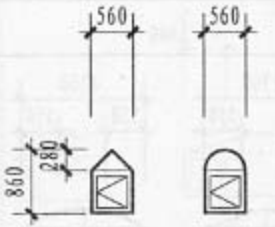 1YPC-0609 2YPC-0609	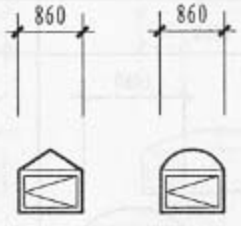 1YPC-0909 2YPC-0909	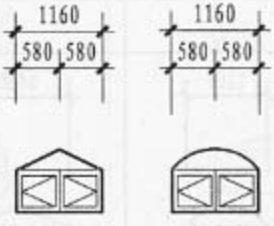 1YPC-1209 2YPC-1209	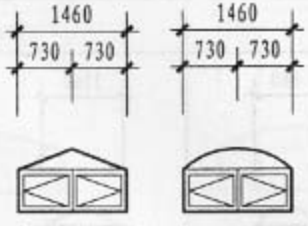 1YPC-1509 2YPC-1509	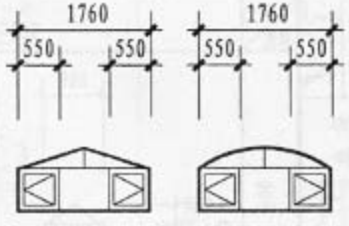 1YPC-1809 2YPC-1809
1200	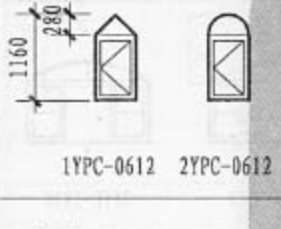 1YPC-0612 2YPC-0612	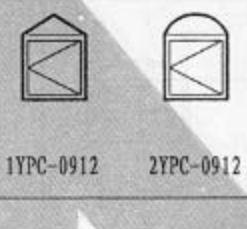 1YPC-0912 2YPC-0912	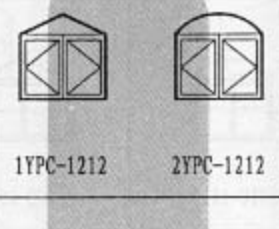 1YPC-1212 2YPC-1212	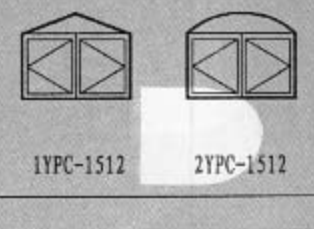 1YPC-1512 2YPC-1512	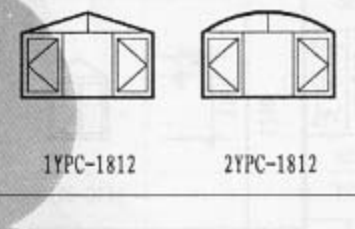 1YPC-1812 2YPC-1812
1500	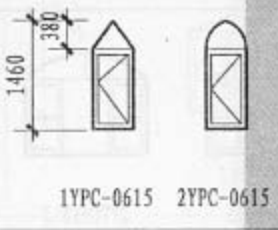 1YPC-0615 2YPC-0615	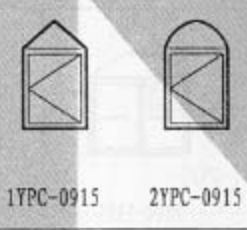 1YPC-0915 2YPC-0915	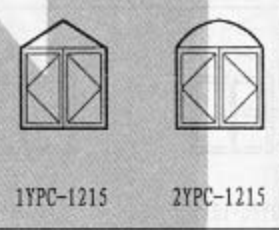 1YPC-1215 2YPC-1215	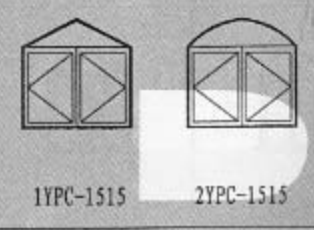 1YPC-1515 2YPC-1515	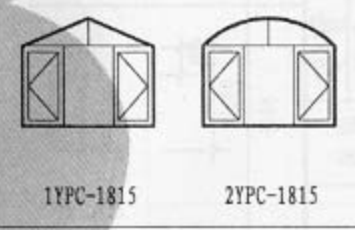 1YPC-1815 2YPC-1815
1800	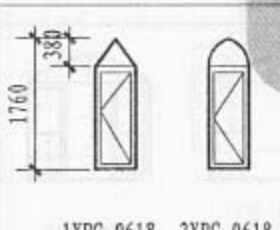 1YPC-0618 2YPC-0618	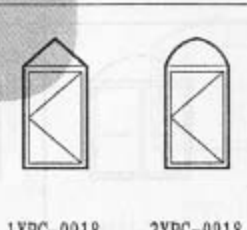 1YPC-0918 2YPC-0918	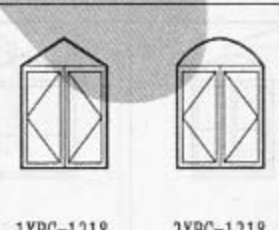 1YPC-1218 2YPC-1218	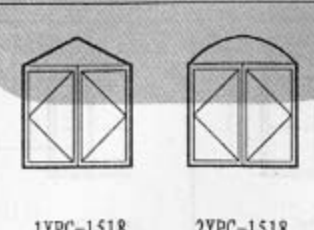 1YPC-1518 2YPC-1518	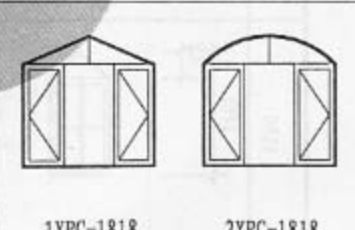 1YPC-1818 2YPC-1818

注：本页异形窗用于顶层立面装饰及老虎窗，窗上部固定亮子的高度由设计人定，但一般不大于 1/2 洞口宽度。

1YPC 2YPC 异形平开窗立面（一）

图集号	05J4-1
页	33

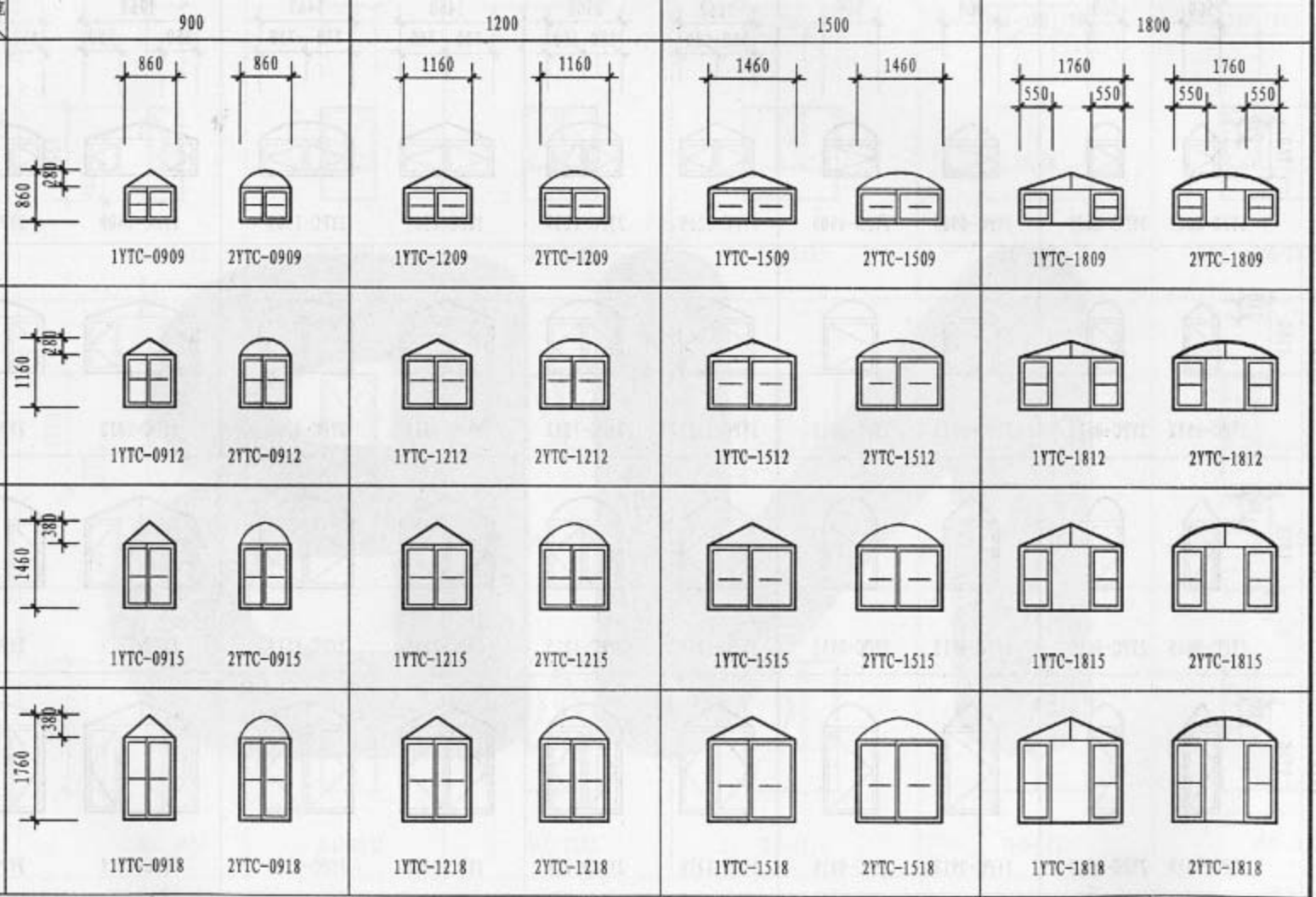

注：本页异形窗用于顶层立面装饰及老虎窗。窗上部固定亮子的高度由设计人定，但一般不大于 1/2 洞口宽度。

1YTC 2YTC 异形推拉窗立面（一）

图集号	05J4-1
页	34

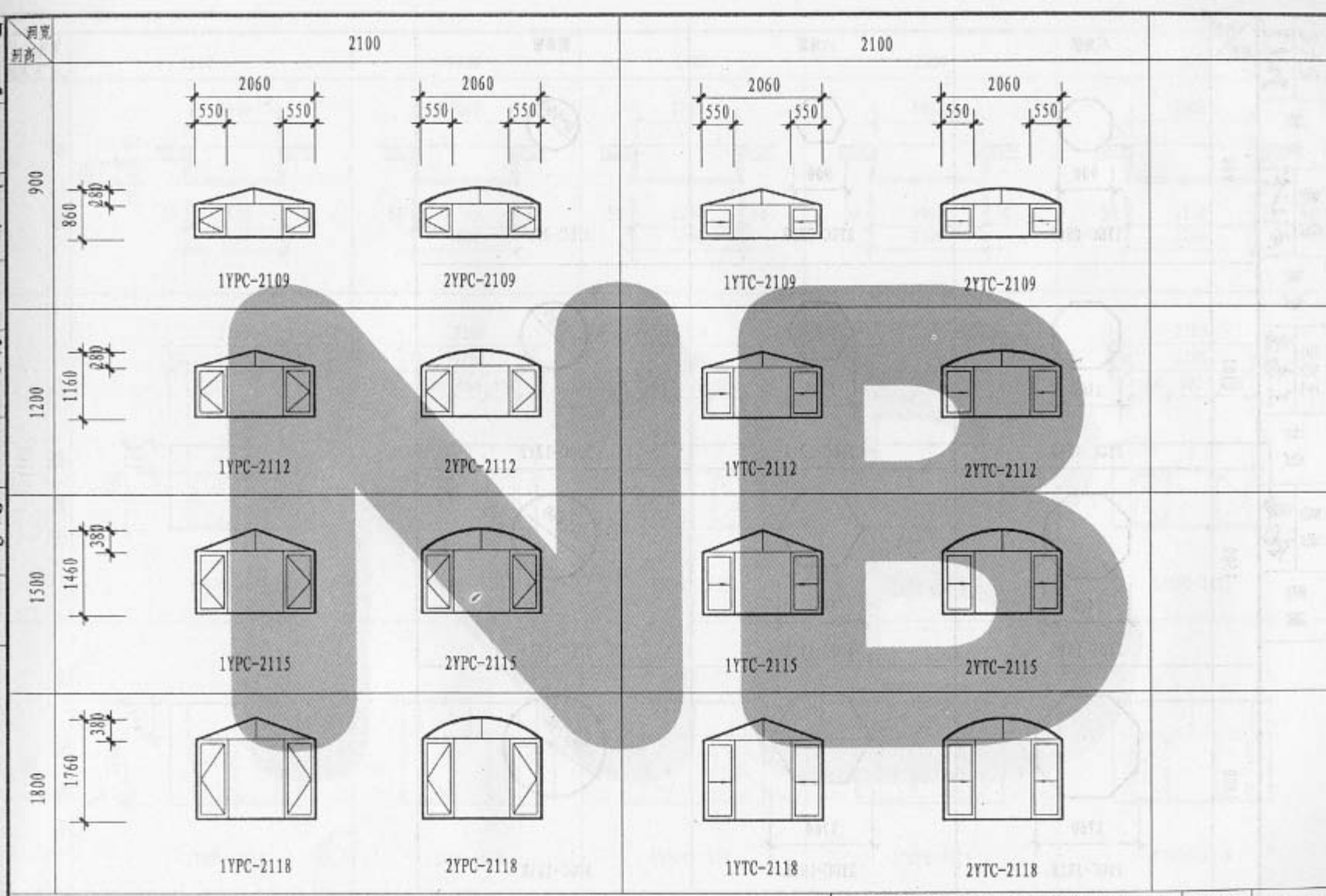

注：本页异形窗用于顶层立面装饰及老虎窗，窗上部固定亮子的高度由设计人定，但一般不大于 1/2 洞口宽度。

1YPC 2YPC 异形平开窗立面（二）
1YTC 2YTC 异形推拉窗立面（二）

图集号	05J4-1
页	35

洞高 \ 洞宽	八角窗	六角窗	圆形窗
940	1YGC-0909	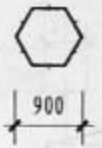 2YGC-0909	3YGC-0909
1200	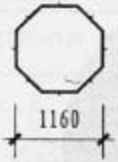 1YGC-1212	2YGC-1212	3YGC-1212
1500	1YGC-1515	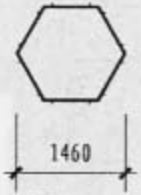 2YGC-1515	3YGC-1515
1800	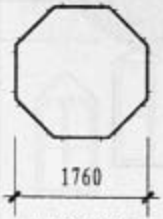 1YGC-1818	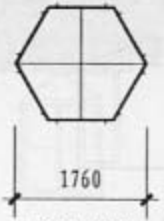 2YGC-1818	3YGC-1818

注：1.圆弧最小半径 450mm ，洞口尺寸加大 20-50.
2.调整铁脚安装排列数量以本图为准.

1YGC 2YGC 3YGC 异形固定窗立面

图集号	05J4-1
页	36

洞高 \ 洞宽	1500	1600	1700	1800	2000
平面	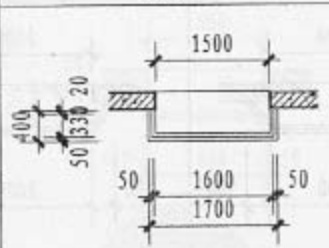	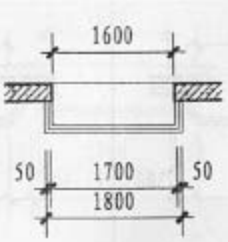	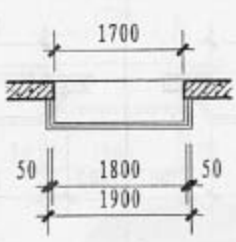	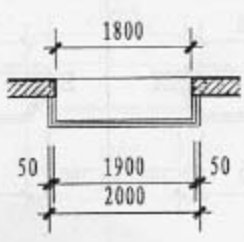	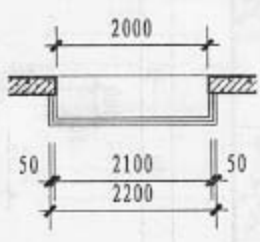
1500 立面（展开）	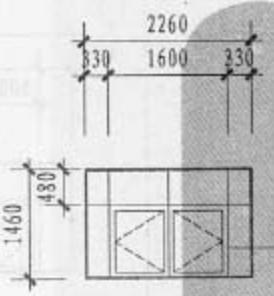 1TNPC-1515	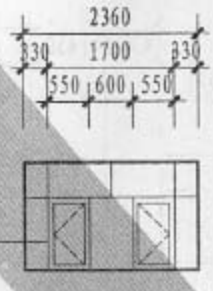 1TNPC-1615	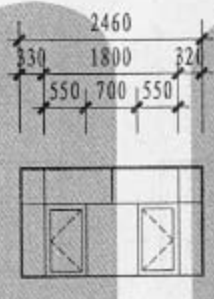 1TNPC-1715	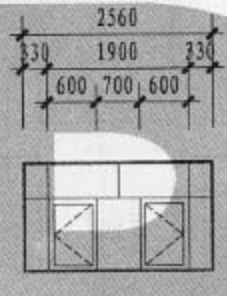 1TNPC-1815	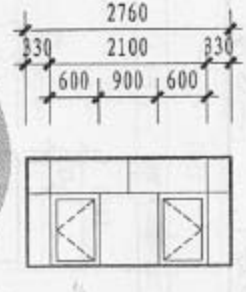 1TNPC-2015
1800 立面（展开）	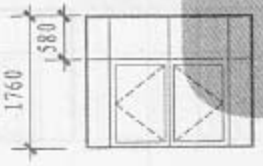 1TNPC-1518	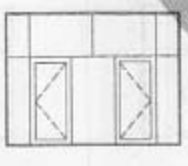 1TNPC-1618	 1TNPC-1718	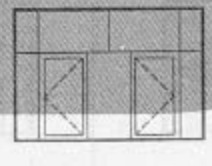 1TNPC-1818	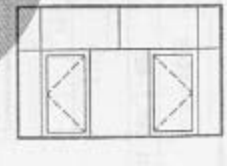 1TNPC-2018

注：1、本页凸窗上下混凝土挑板尺寸不宜大于400，左右比洞口宽100。 2、窗扇内开，便于擦窗。
3、窗框宜采用60以上系列，中空玻璃5+10+5mm，或单玻5mm。

1TNPC 外凸内平开窗立面

图集号	05J4-1
页	37

洞高 \ 洞宽	1500	1600	1700	1800	2000
1500	平面	平面	平面	平面	平面
	立面（展开）	立面（展开）	立面（展开）	立面（展开）	立面（展开）
	2TNPC-1515	2TNPC-1615	2TNPC-1715	2TNPC-1815	2TNPC-2015
1800	立面（展开）	立面（展开）	立面（展开）	立面（展开）	立面（展开）
	2TNPC-1518	2TNPC-1618	1TNPC-1718	2TNPC-1818	2TNPC-2018

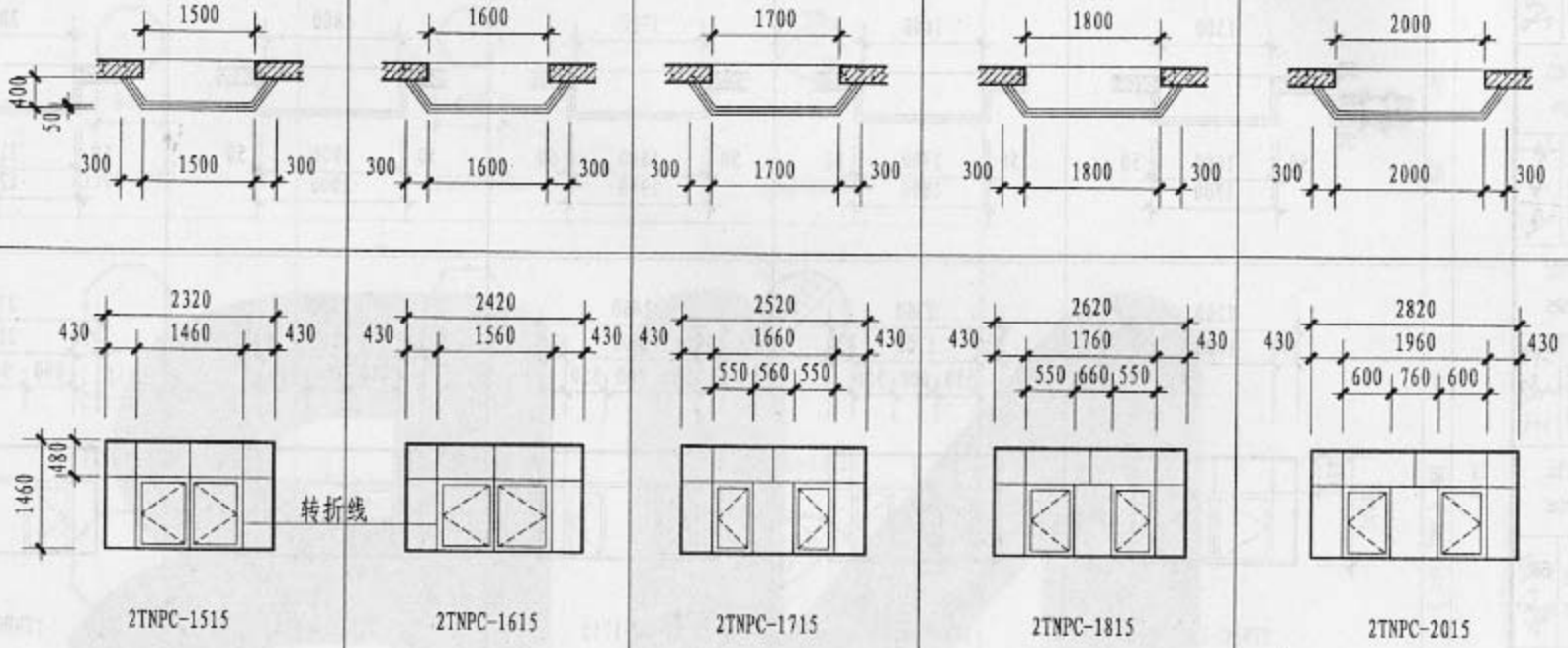

注：1、本页凸窗上下混凝土挑板尺寸不宜大于400，左右比洞口宽100。 2、窗扇内开，便于擦窗。
3、窗框宜采用60以上系列，中空玻璃5+10+5mm，或单玻5mm。

2TNPC 外凸内平开窗立面

图集号	05J4-1
页	38

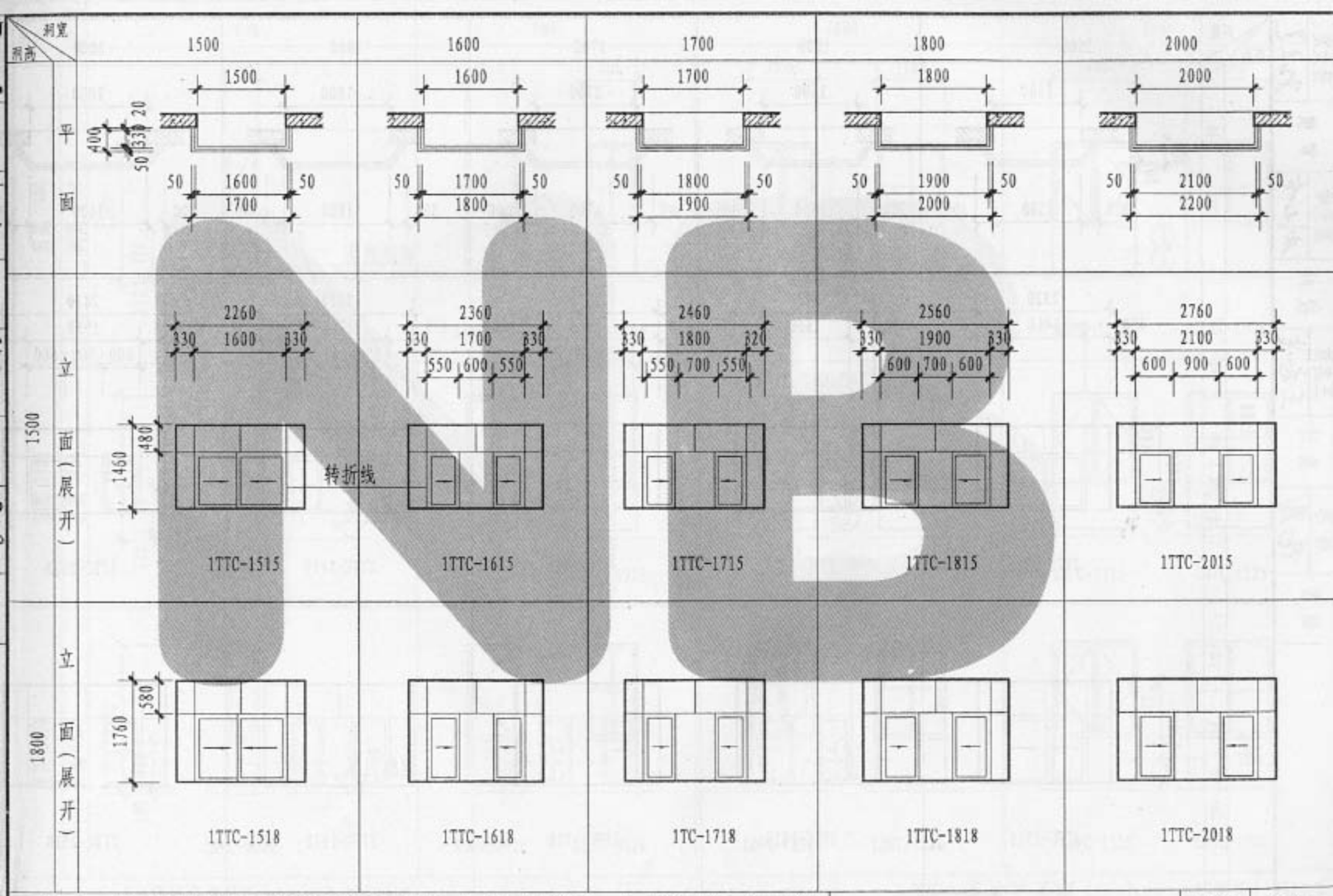

注：1、本页凸窗上下混凝土挑板尺寸不宜大于400。左右比洞口宽100。 2、窗扇内开，便于擦窗。
3、窗框宜采用60以上系列，中空玻璃5+10+5mm，或单玻5mm。

1TTC 外凸推拉窗立面

图集号	05J4-1
页	39

洞口宽 洞口高		1500	1600	1700	1800	2000
1500	平面	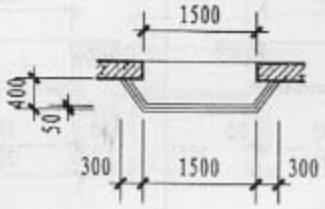	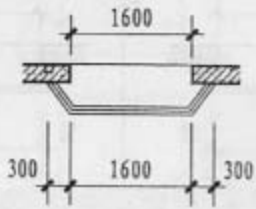	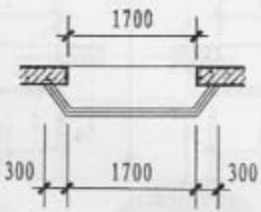	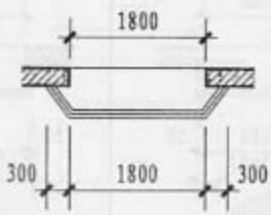	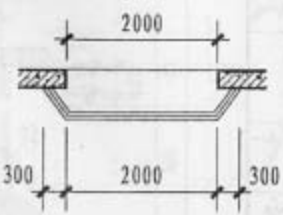
	立面（展开）	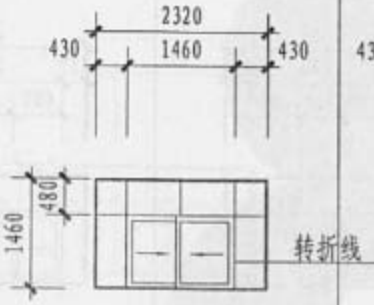	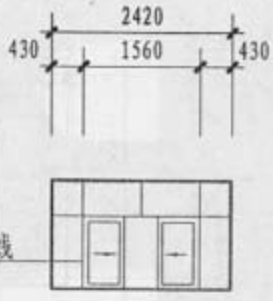	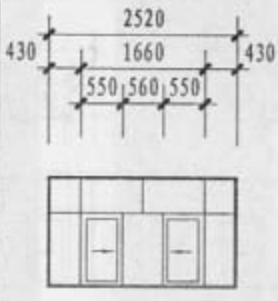	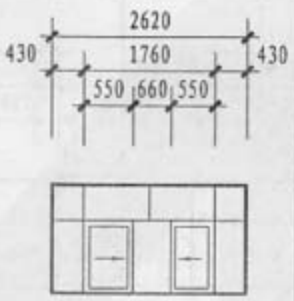	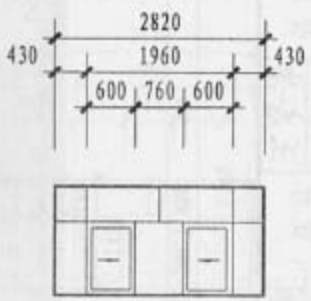
		2TTC-1515	2TTC-1615	2TTC-1715	2TTC-1815	2TTC-2015
1800	立面（展开）	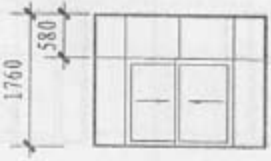	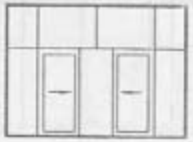	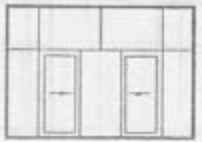	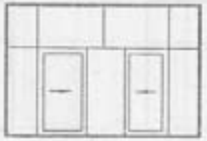	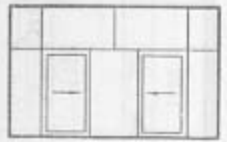
		2TTC-1518	2TTC-1618	2TTC-1718	2TTC-1818	2TTC-2018

注：1、本页凸窗上下混凝土挑板尺寸不宜大于400，左右比洞口宽100。 2、窗扇内开，便于擦窗。
3、窗框宜采用60以上系列，中空玻璃5+10+5mm，或单玻5mm。

2TTC 外凸推拉窗立面

立面 / 洞高	洞宽 600	洞宽 900	洞宽 1200	洞宽 1500
层高 2800 / 洞高 2400	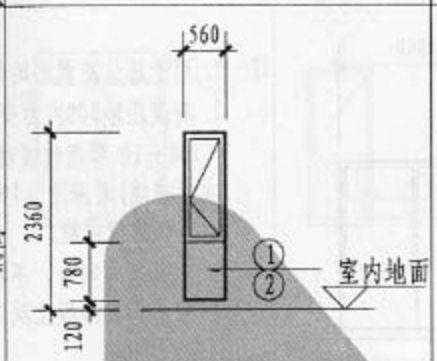 LDPC-0624	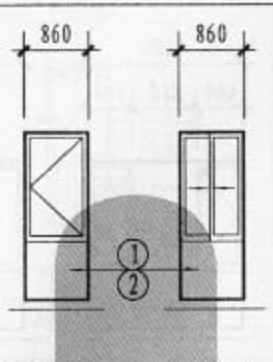 LDPC-0924 LDTC-0924	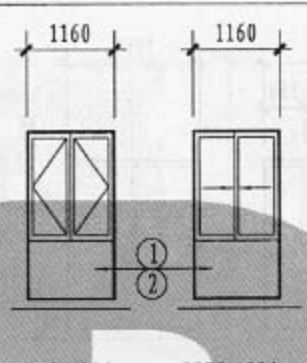 LDPC-1224 LDTC-1224	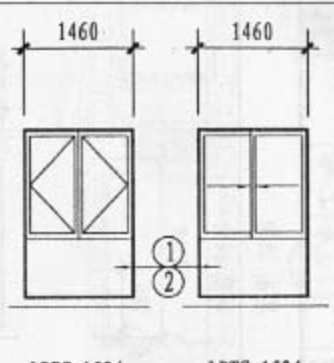 LDPC-1524 LDTC-1524
层高 2900 / 洞高 2500	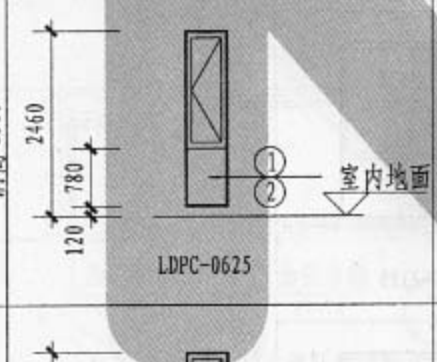 LDPC-0625	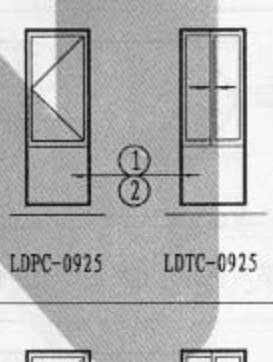 LDPC-0925 LDTC-0925	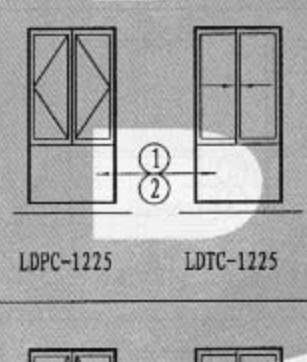 LDPC-1225 LDTC-1225	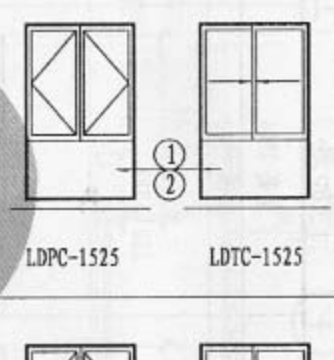 LDPC-1525 LDTC-1525
层高 3000 / 洞高 2600	LDPC-0626	LDPC-0926 LDTC-0926	LDPC-1226 LDTC-1226	LDPC-1526 LDTC-1526

注：1、对外落地窗高度距地900内为安全玻璃。

①代表用8～10厚钢化玻璃。②代表用8～10厚夹丝玻璃。说明详见42页。

LDPC 落地平开窗（一）

LDTC 落地推拉窗（一）

图集号	05J4-1
页	41

立面 / 洞高	洞宽	1800	2100
层高 2800	洞高 2400	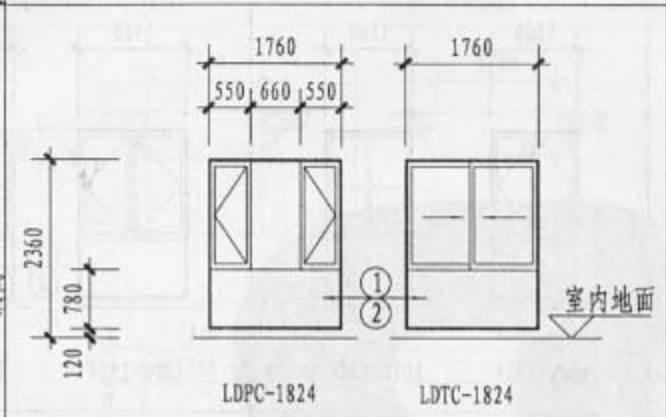 LDPC-1824 LDTC-1824	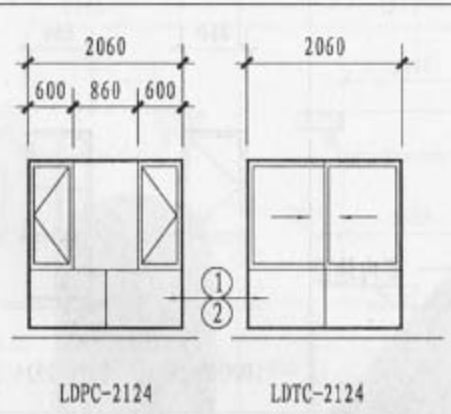 LDPC-2124 LDTC-2124
层高 2900	洞高 2500	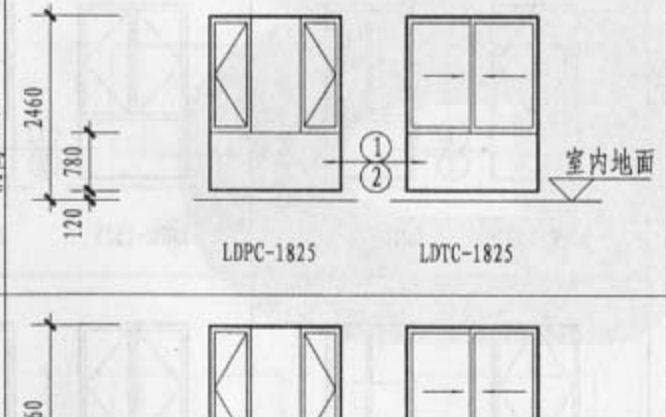 LDPC-1825 LDTC-1825	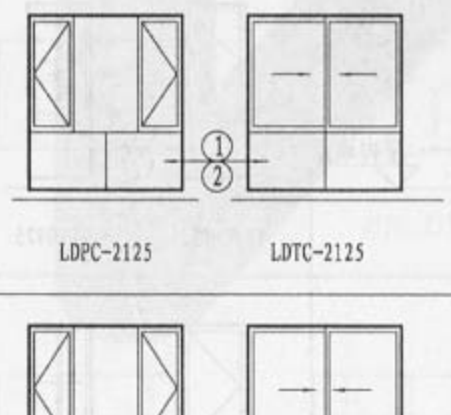 LDPC-2125 LDTC-2125
层高 3000	洞高 2600	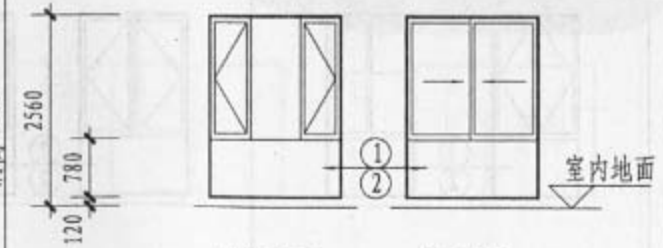 LDPC-1826 LDTC-1826	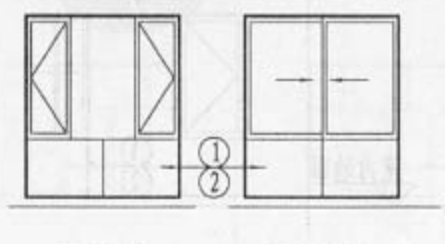 LDPC-2126 LDTC-2126

注：1. 用于居住建筑的的外墙落地窗。

2. 高度距地900内为安全玻璃（①8～10厚钢化玻璃 ②8～10厚夹丝玻璃）若采用5+10+5中空玻璃，必须采取防护措施。

3. 室外若有阳台，不必考虑防护。

4. 窗落地处地板上反100过梁结构高度小于400。

5. 本窗框厚度为 80 系列。

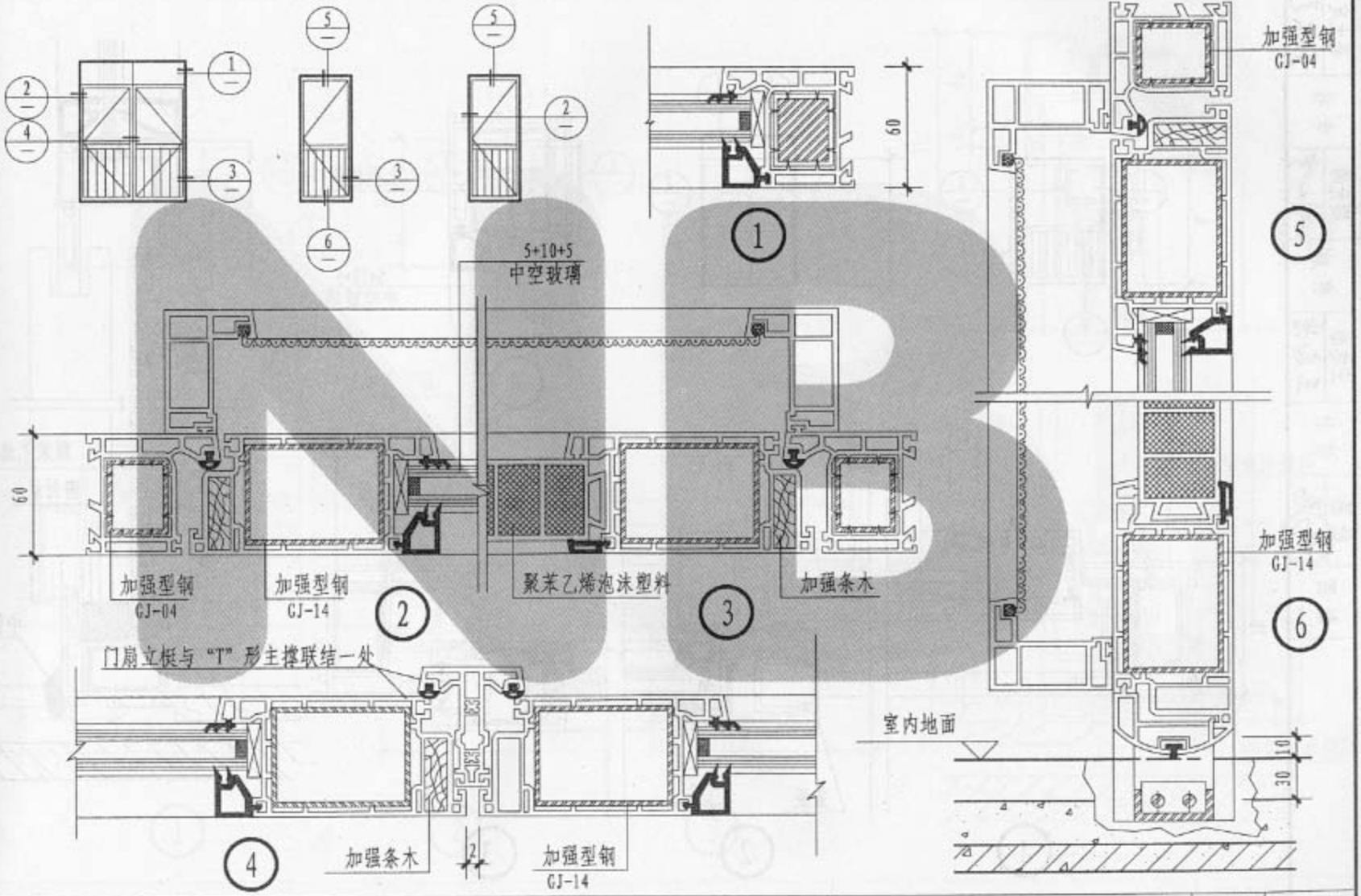

NB

60系列塑料平开中空玻璃门节点	图集号	05J4-1
	页	43

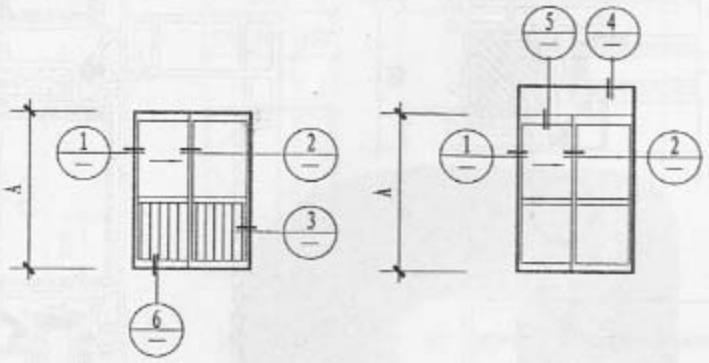

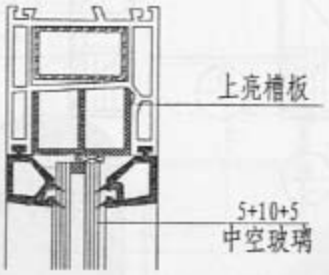

4

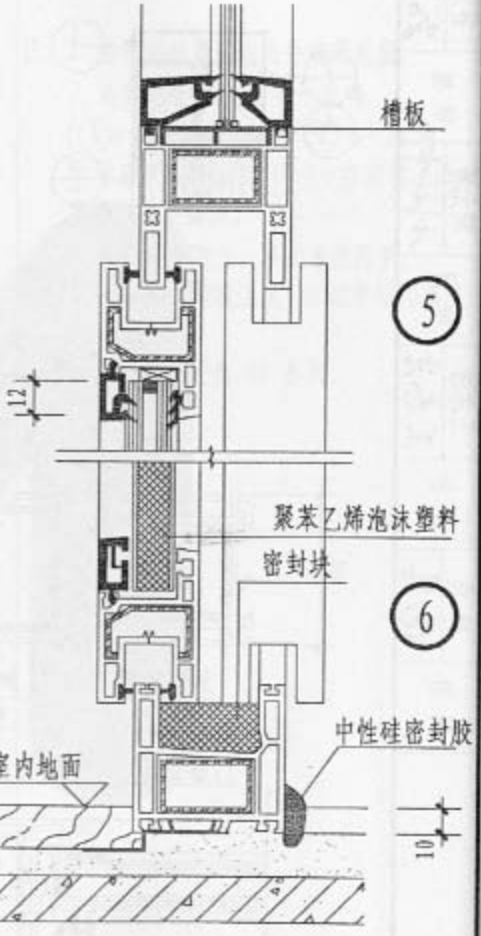

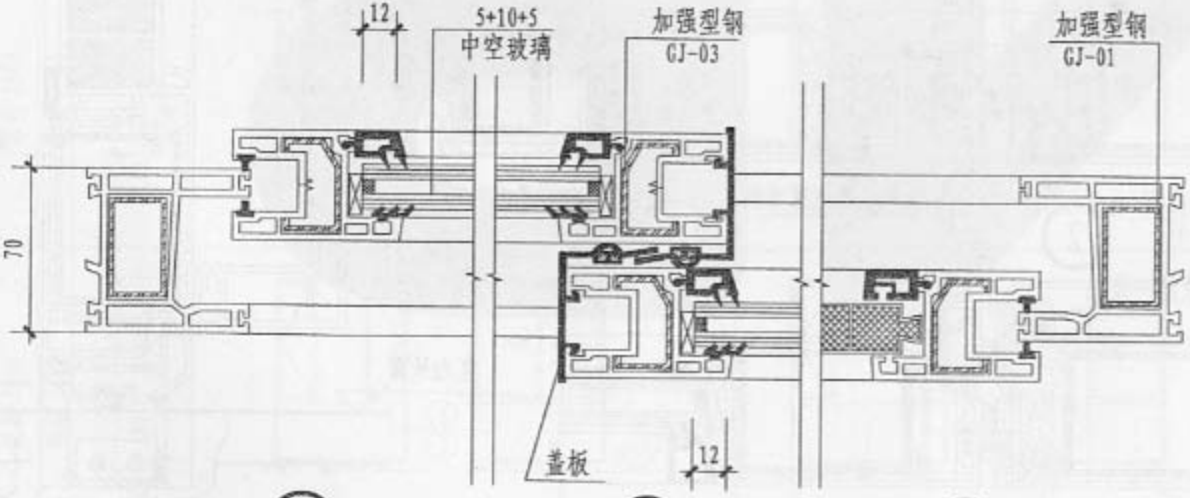

注：A 最高高度为2100毫米。

70系列塑料推拉中空玻璃门节点	图集号	05J4-1
	页	44

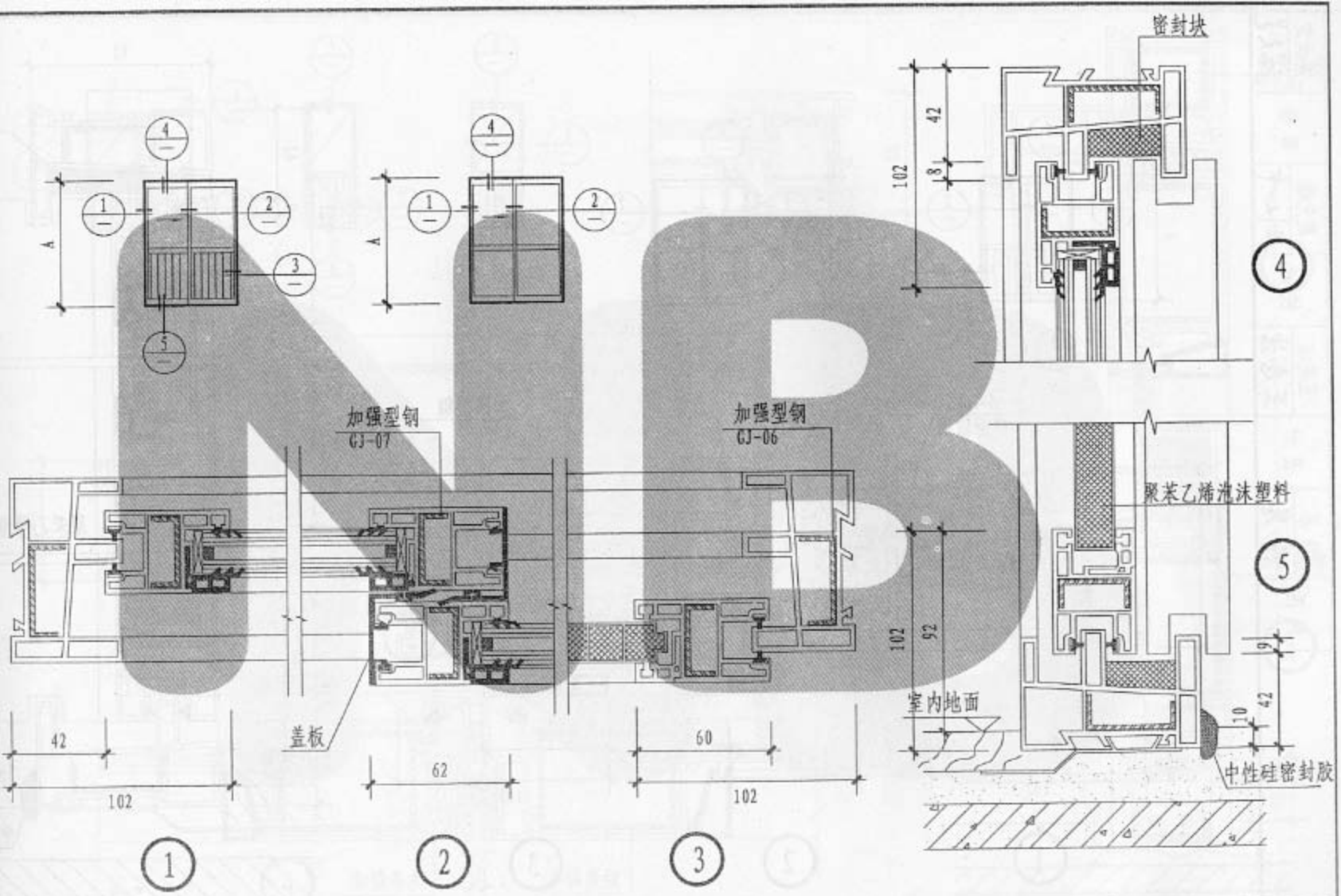

注：A 最高高度为2100毫米。

80系列塑料推拉中空玻璃门节点

图集号	05J4-1
页	45

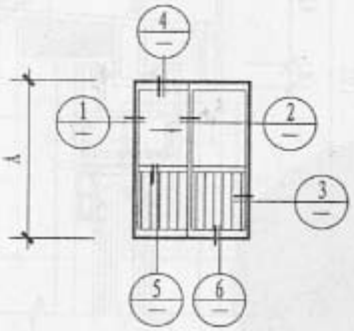

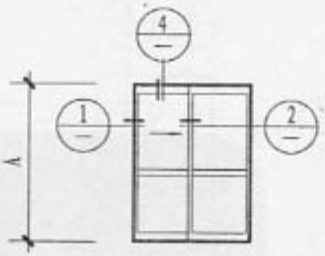

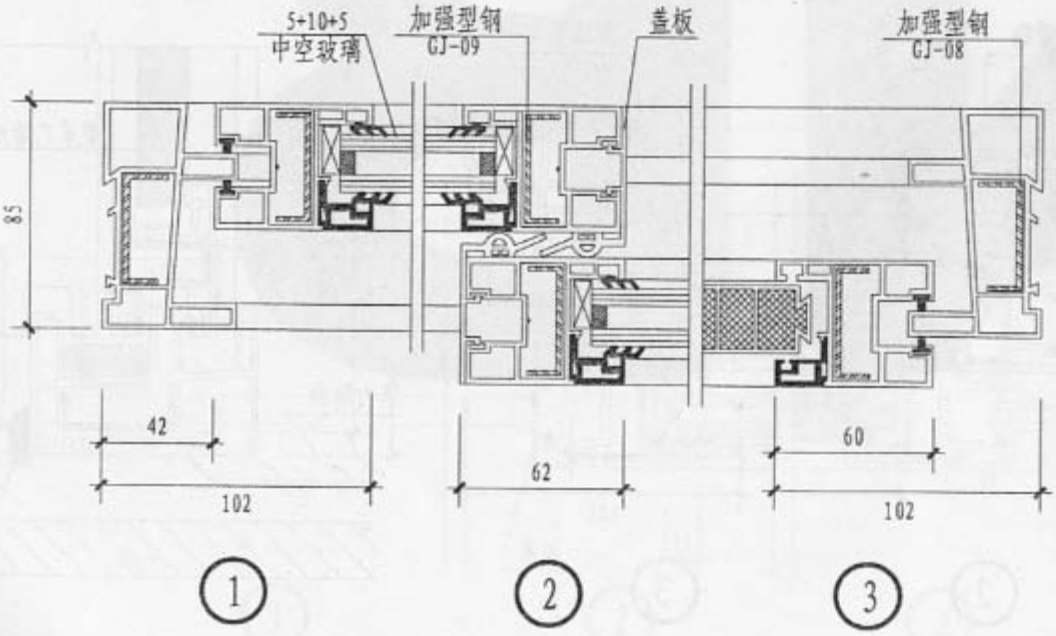

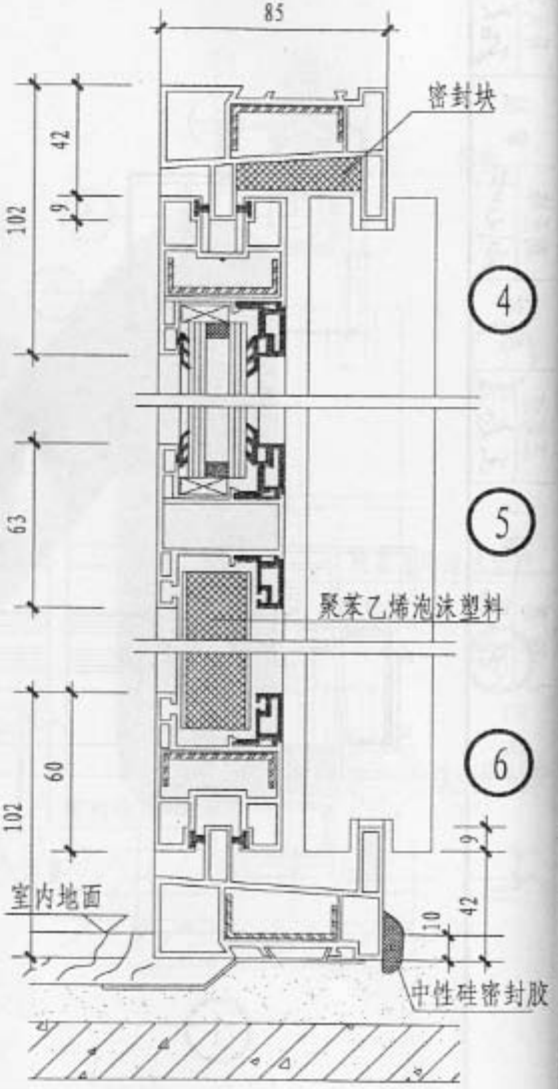

注：A 最高高度为2100毫米。

85系列塑料推拉中空玻璃门节点	图集号	05J4-1
	页	46

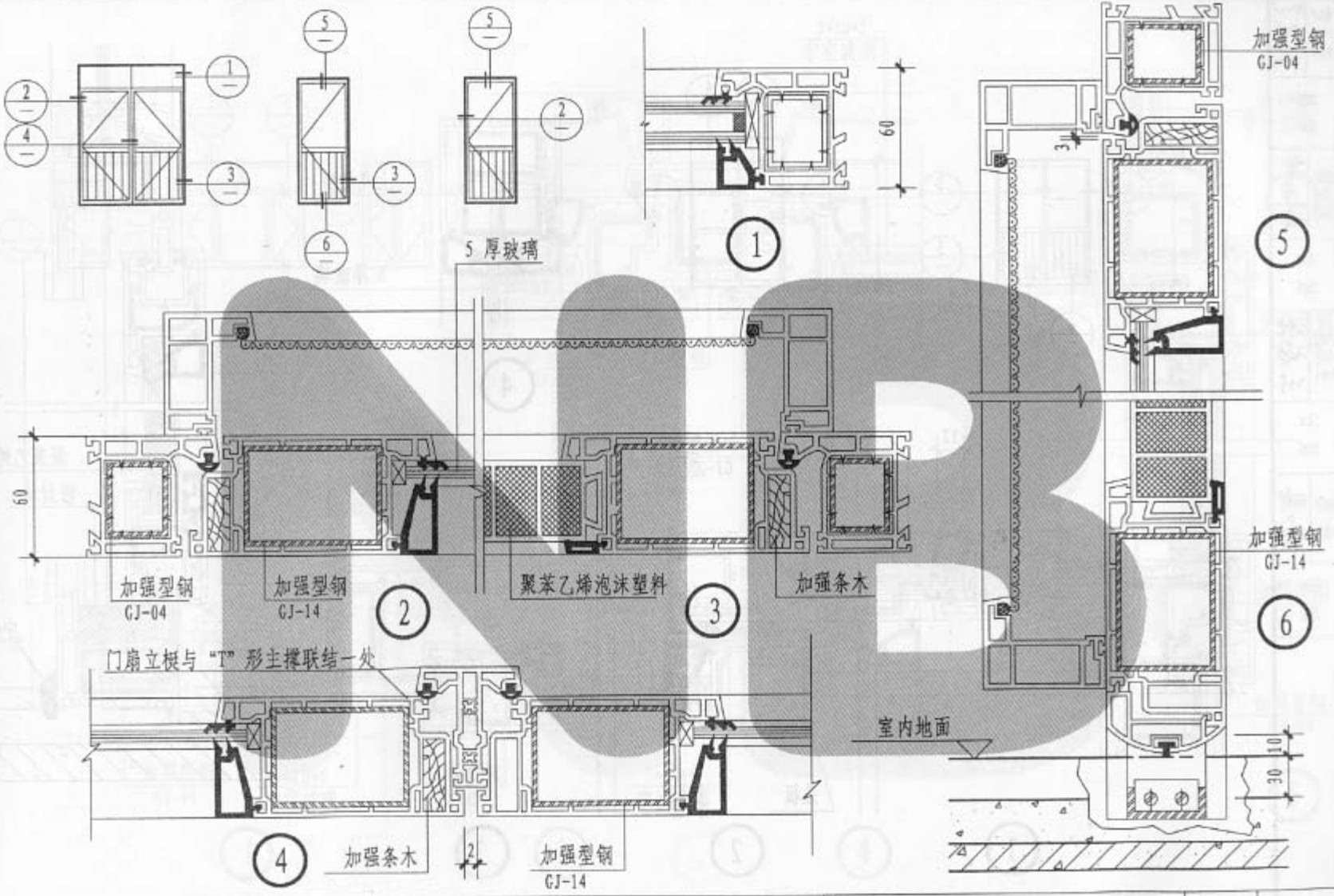

NB

60系列塑料平开单玻门节点

图集号	05J4-1
页	47

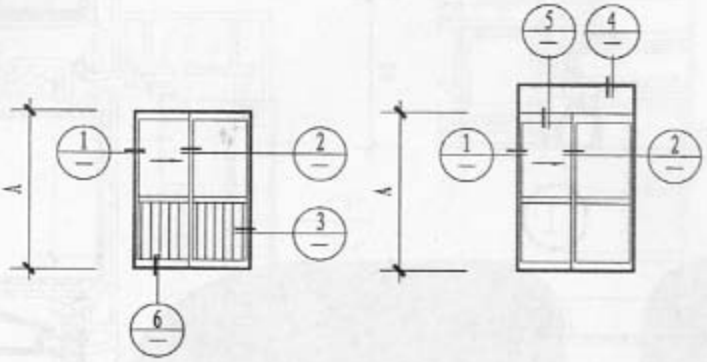

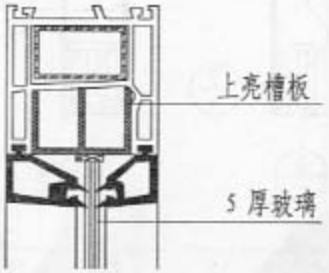

4

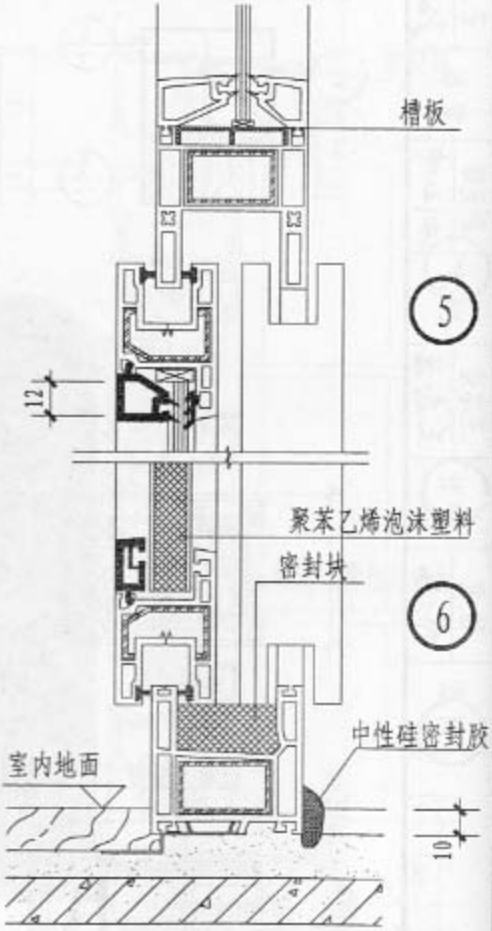

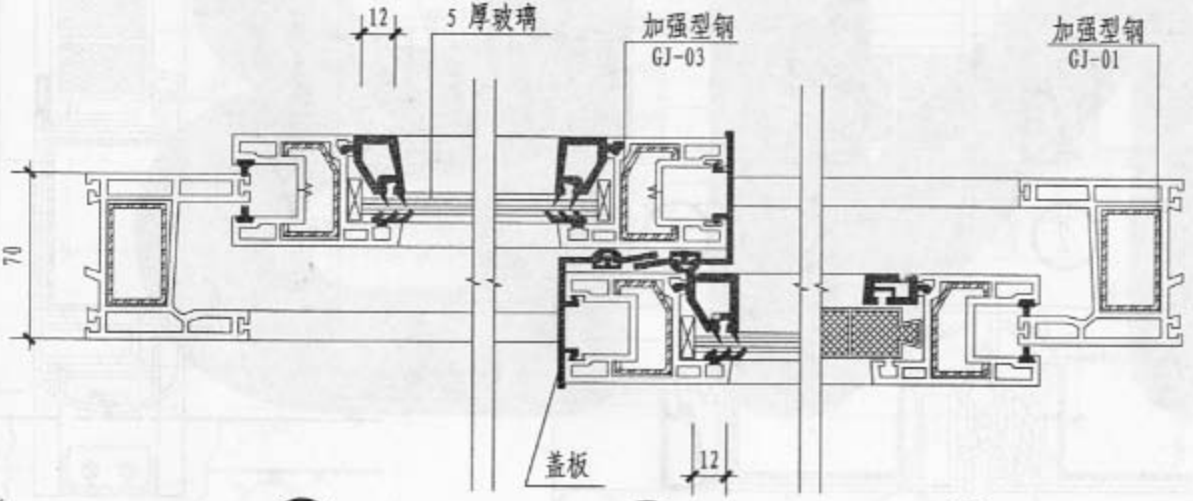

注：A 最高高度为2100毫米。

70系列塑料推拉单玻门节点	图集号	05J4-1
	页	48

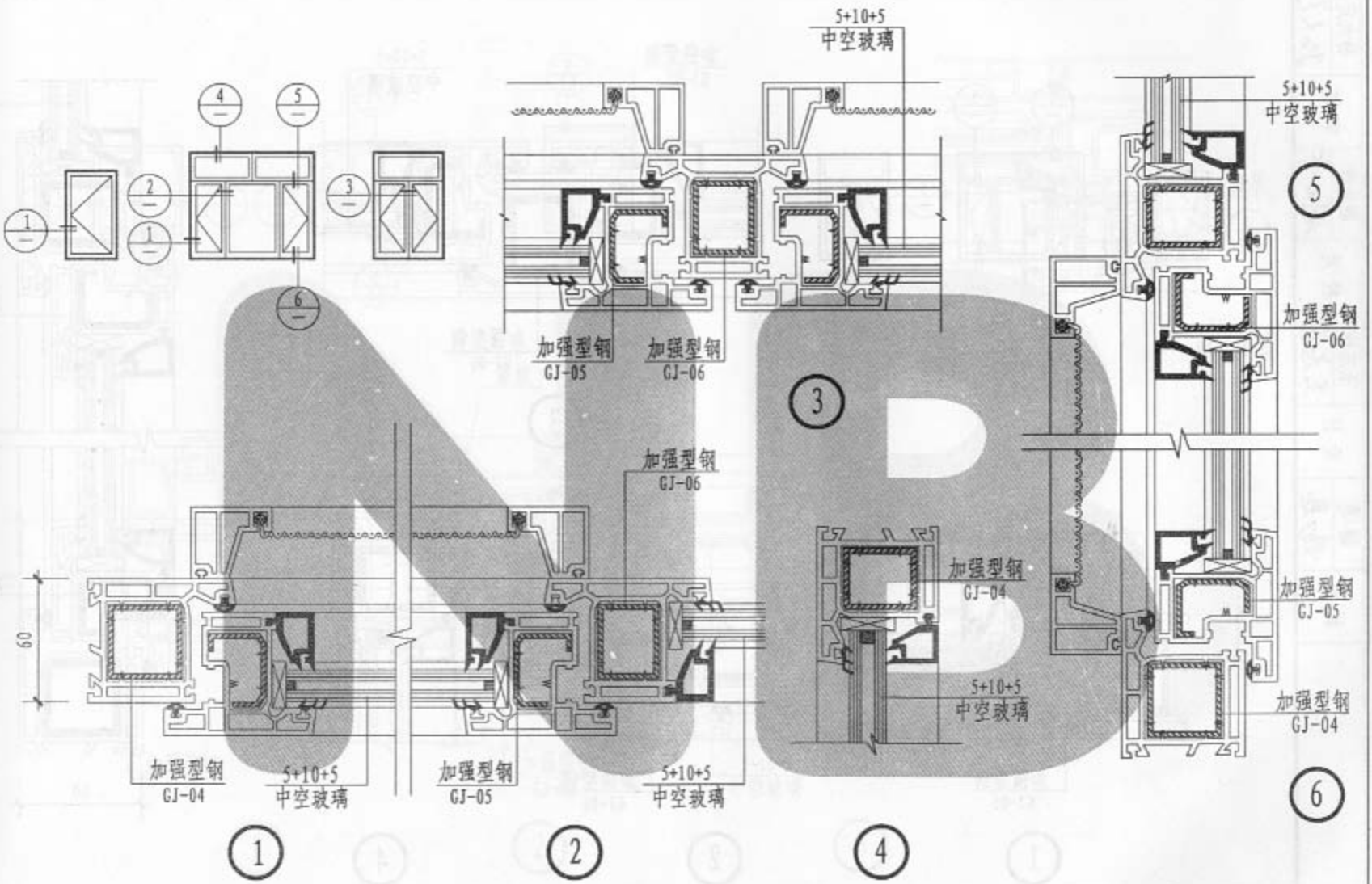

注：1. 玻璃装配尺寸，按窗框采光边的每边搭接量为12毫米。
2. 玻璃嵌条装配后，四角应采用“JN-10”氯丁腻子粘接。

60系列塑料平开中空玻璃窗节点

图集号	05J4-1
页	49

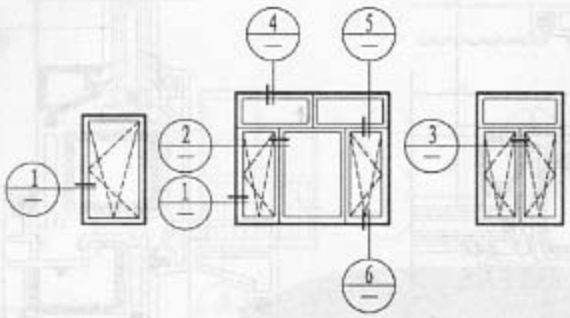

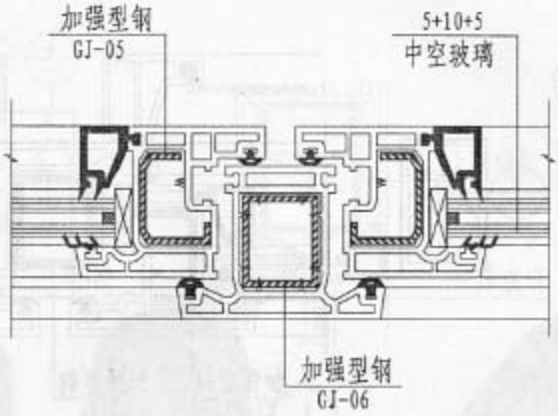

3

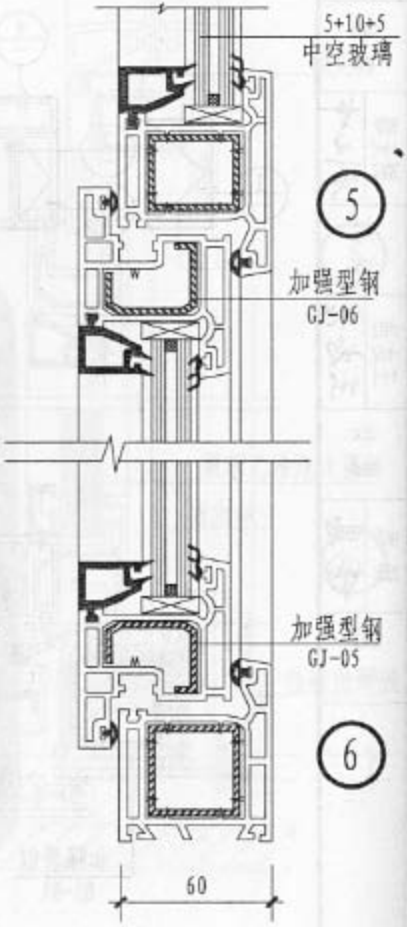

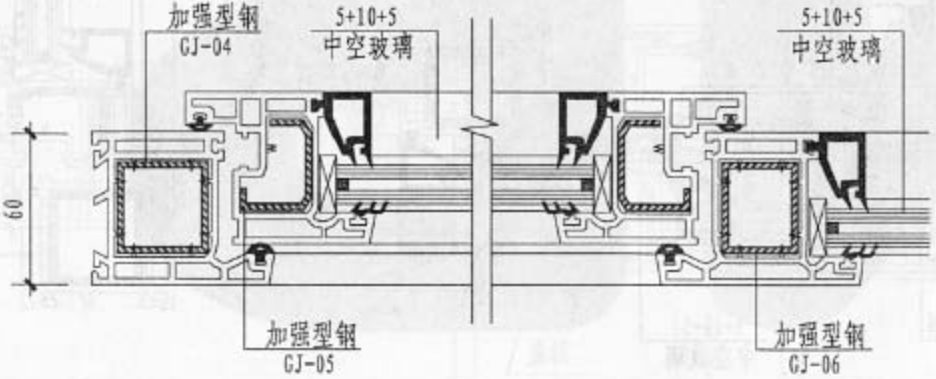

1 2

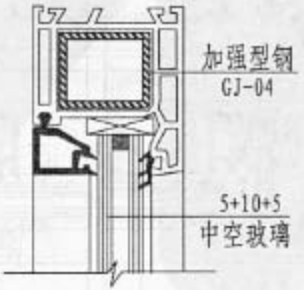

4

注：1. 玻璃装配尺寸，按窗框采光边的每边搭接量为12毫米。
2. 玻璃嵌条装配后，四角应采用“JN-10”氯丁腻子粘接。

60 系列塑料内平开、下悬
中空玻璃窗节点

图集号	05J4-1
页	50

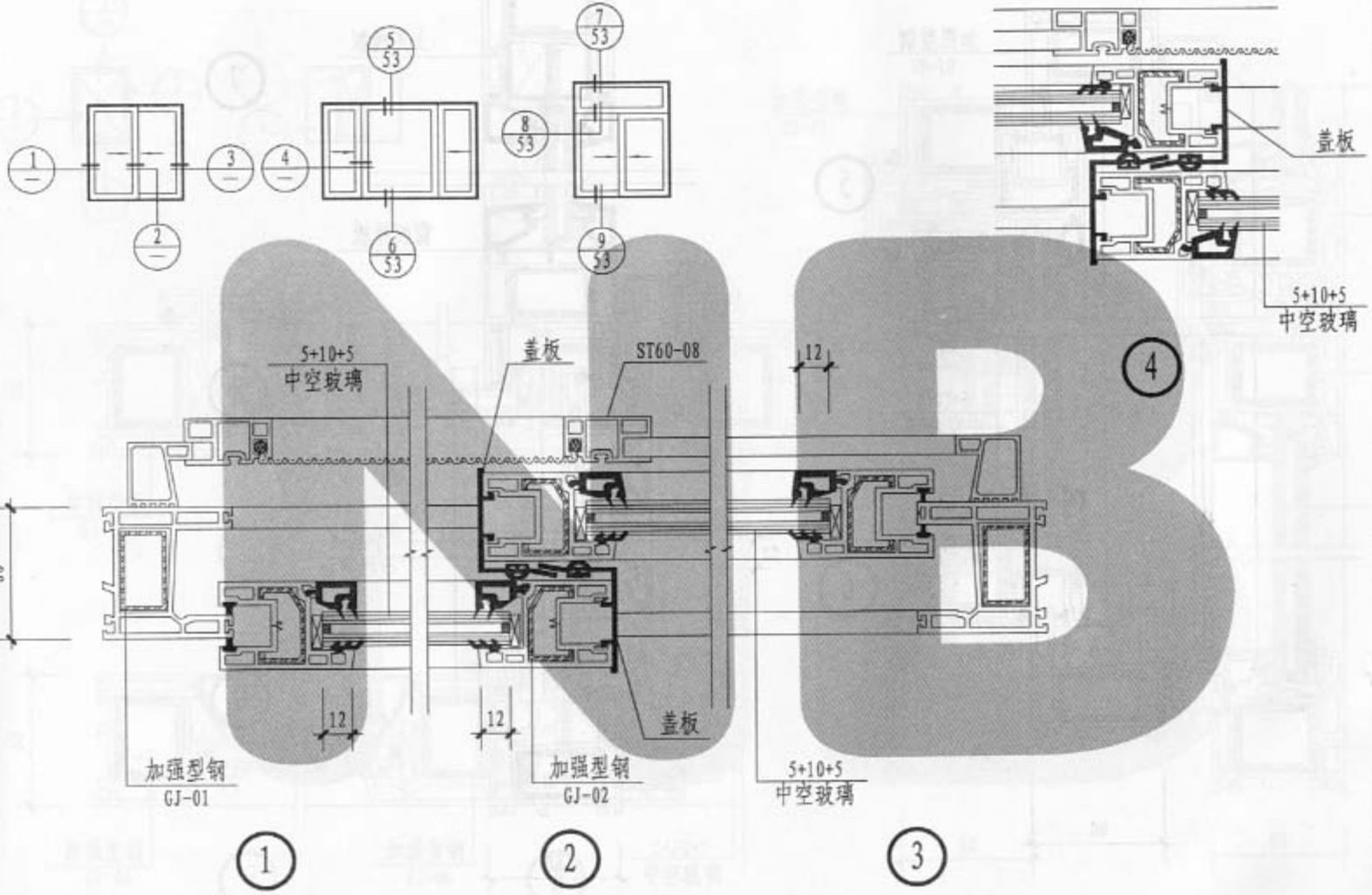

注：1. 玻璃装配尺寸，按窗框采光边的每边搭接量为12毫米。
2. 玻璃嵌条装配后，四角应采用“JN-10”氯丁腻子粘接。

60系列塑料推拉中空玻璃窗节点（一）

图集号	05J4-1
页	51

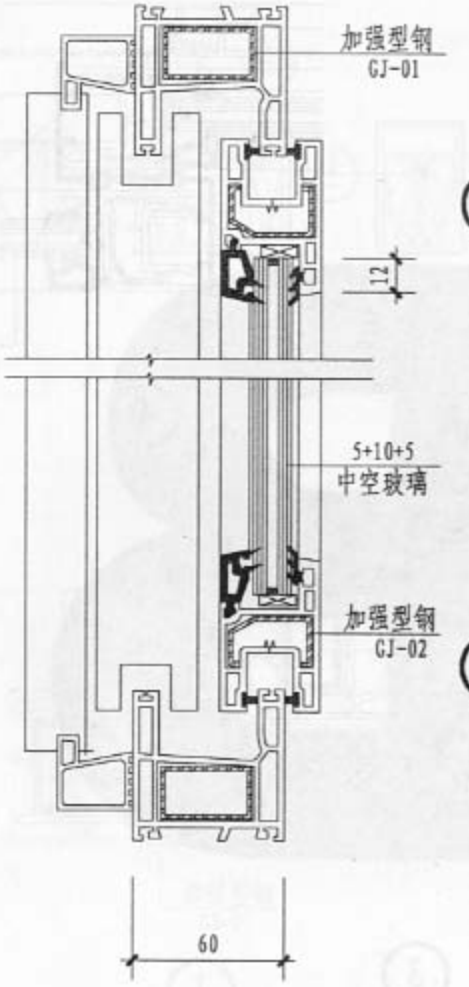

5

6

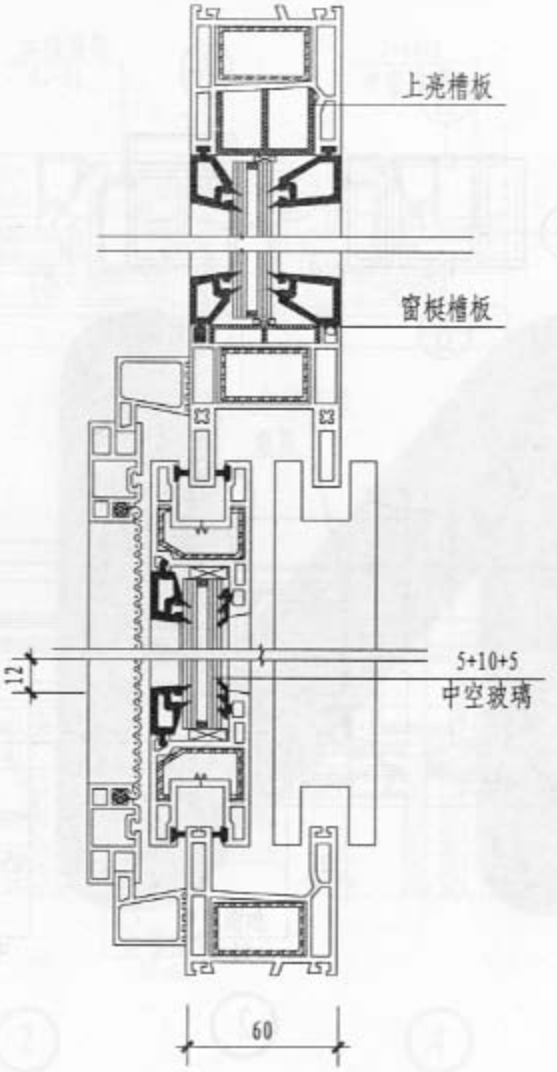

7

8

9

注：1. 玻璃装配尺寸，按窗框采光边的每边搭接量为12毫米。
2. 玻璃嵌条装配后，四角应采用“JN-10”氯丁胶子粘接。

60系列塑料推拉中空玻璃窗节点（二）

图集号	05J4-1
页	52

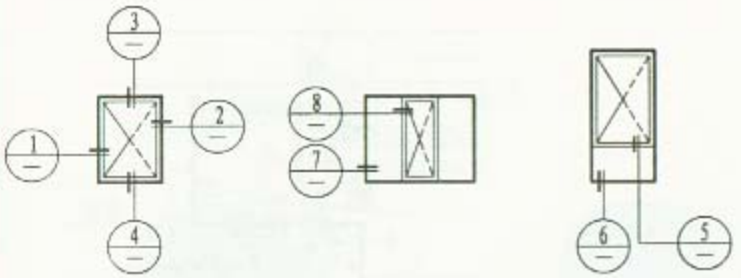

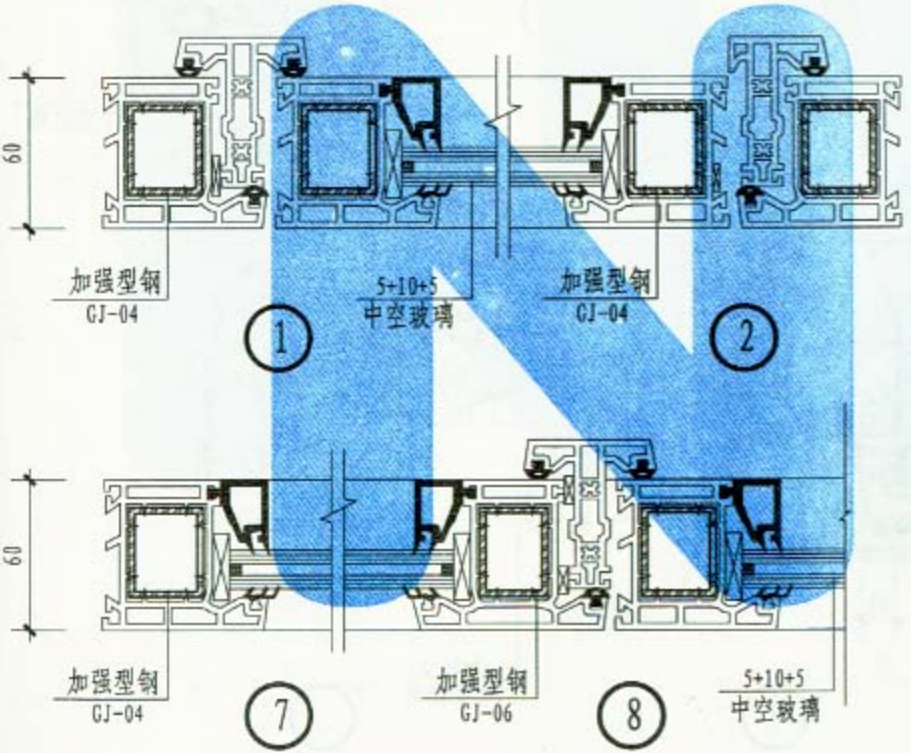

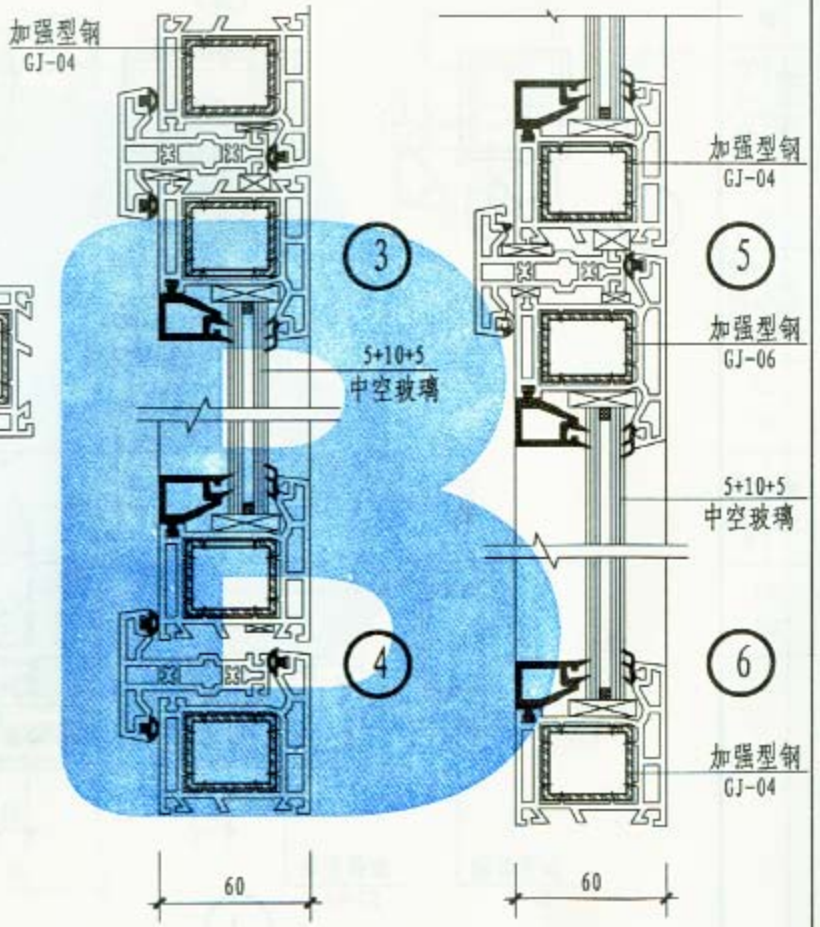

注：1. 玻璃装配尺寸，按窗框采光边的每边搭接量为12毫米。
2. 玻璃嵌条装配后，四角应采用“JN-10”氯丁腻子粘接。

60系列塑料立转中空玻璃窗节点

图集号	05J4-1
页	53

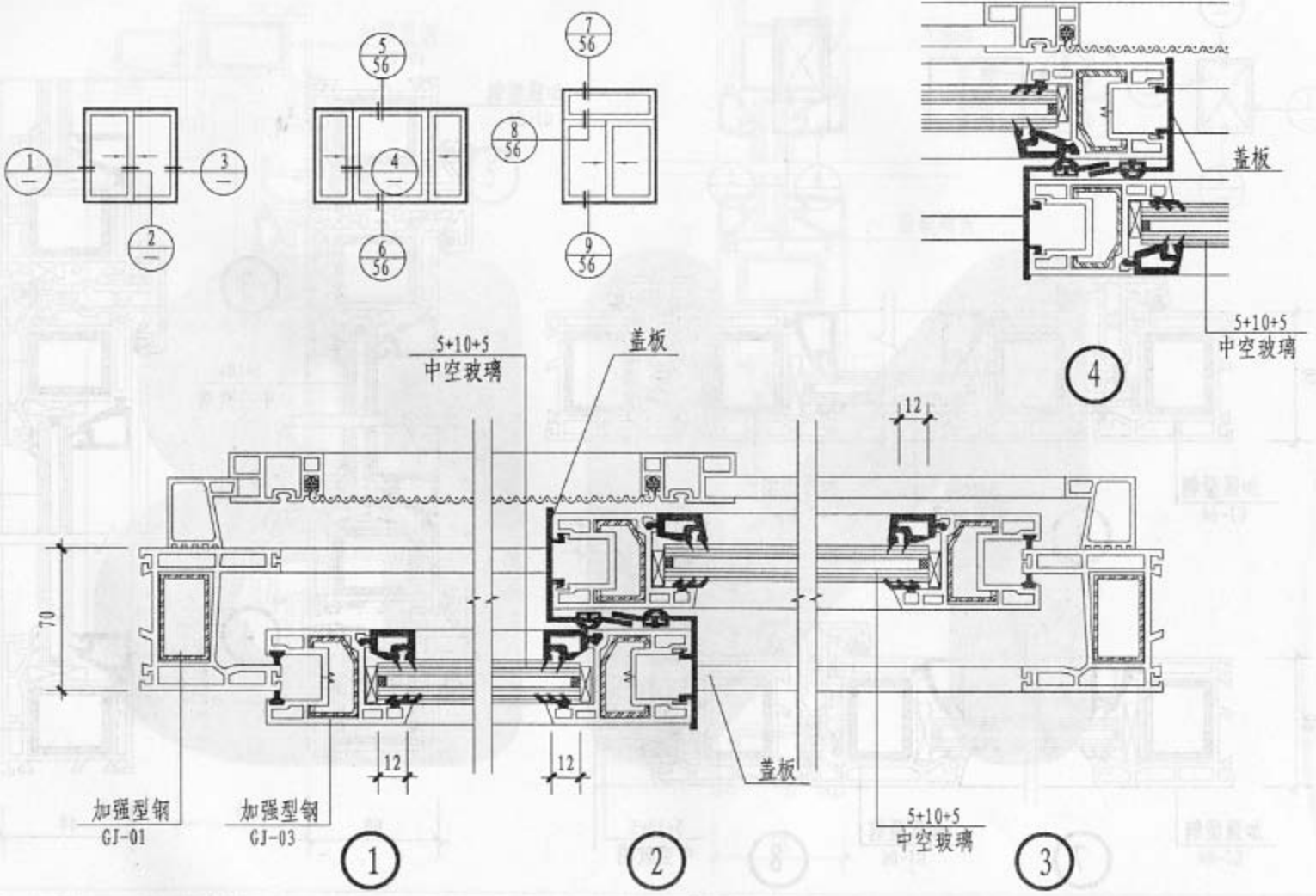

注：1. 玻璃装配尺寸，按窗框采光边的每边搭接量为12毫米。
2. 玻璃嵌条装配后，四角应采用“JN-10”氯丁腻子粘接。

70系列塑料推拉中空玻璃窗节点（一）

图集号	05J4-1
页	54

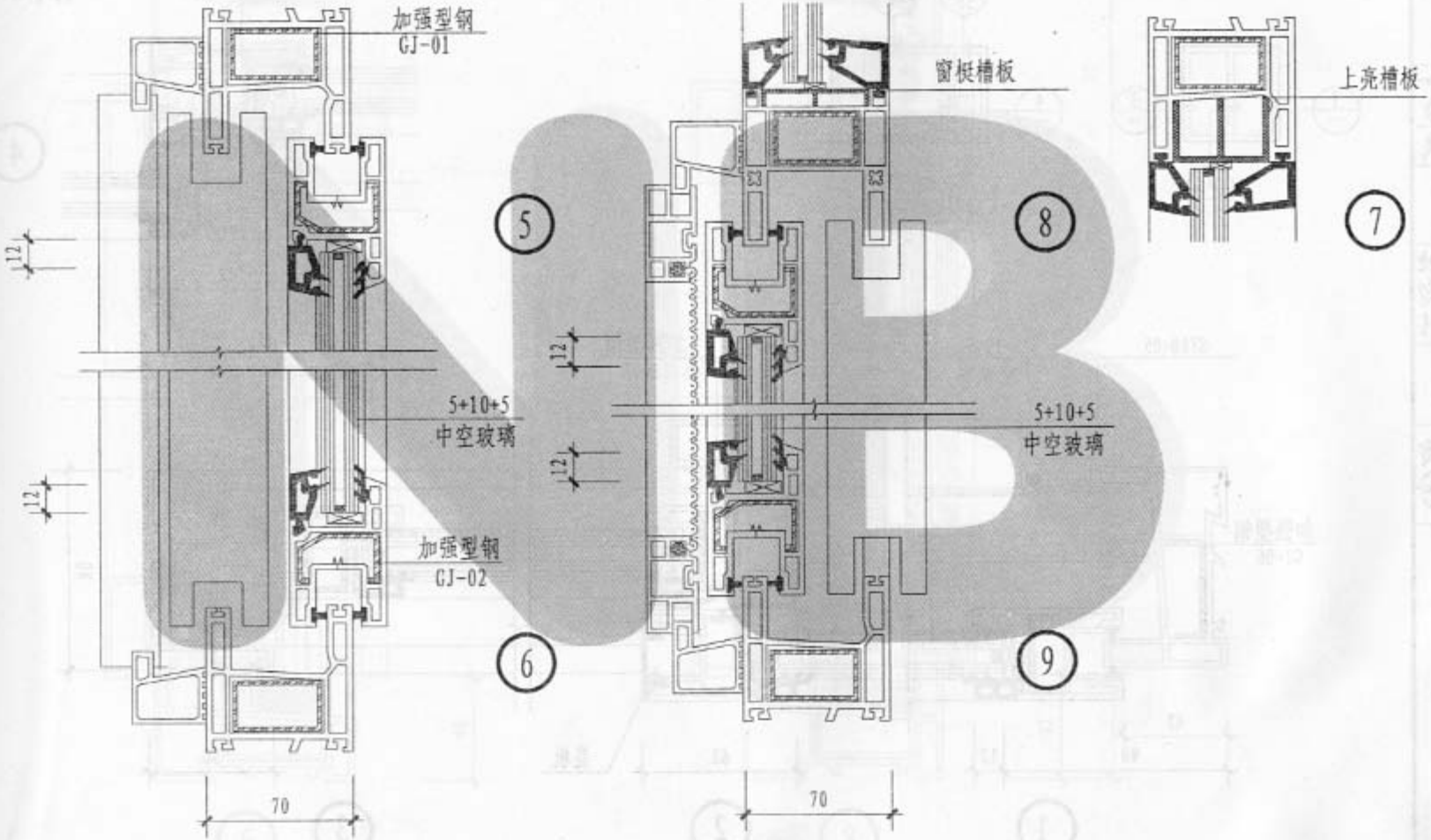

注：1. 玻璃装配尺寸，按窗框采光边的每边搭接量为12毫米。
2. 玻璃嵌条装配后，四角应采用“JN-10”氯丁属子粘接。

70系列塑料推拉中空玻璃窗节点（二）	图集号	05J4-1
	页	55

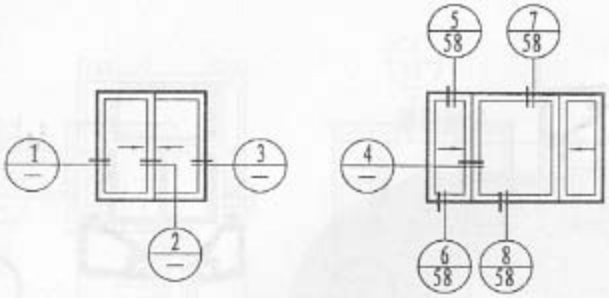

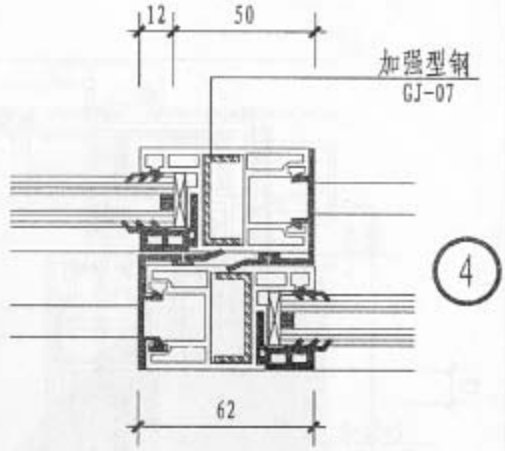

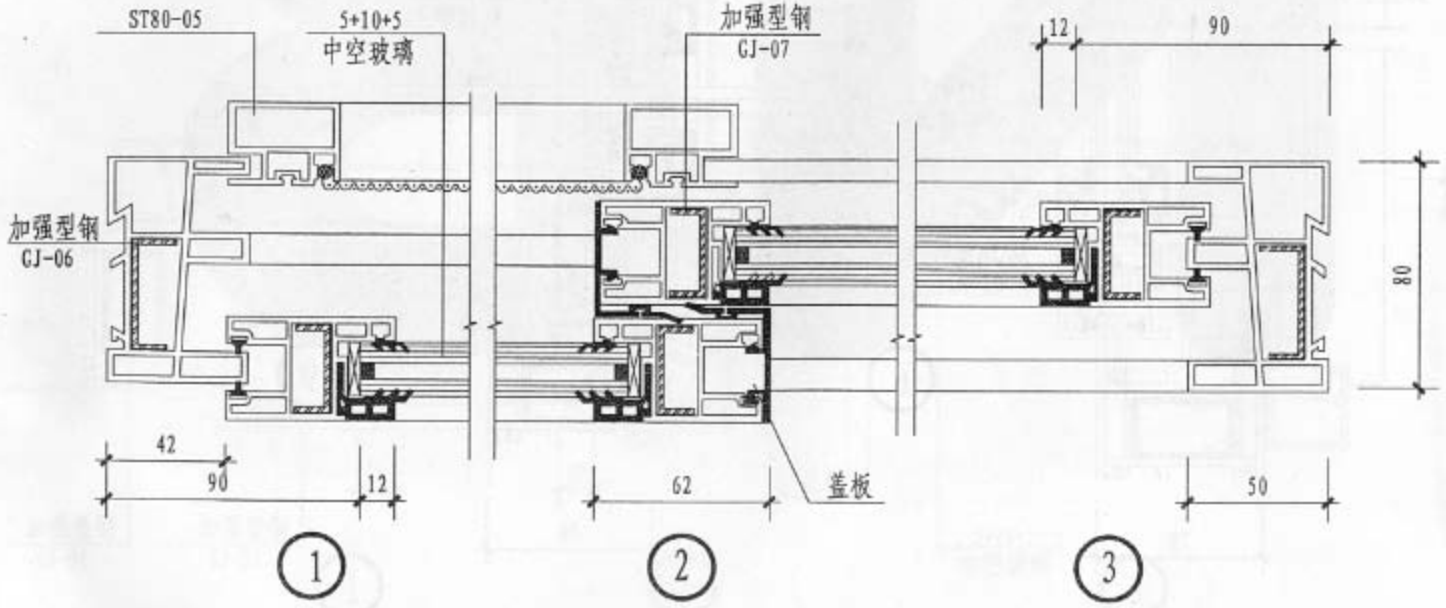

注：1. 玻璃装配尺寸，按窗框采光边的每边搭接量为12毫米。
2. 玻璃嵌条装配后，四角应采用“JN-10”氯丁腻子粘接。

80系列塑料推拉中空玻璃窗节点（一）

图集号	05J4-1
页	56



注：1. 玻璃装配尺寸，按窗框采光边的每边搭接量为12毫米。
2. 玻璃嵌条装配后，四角应采用“JN-10”氯丁腻子粘接。

80系列塑料推拉中空玻璃窗节点（二）

图集号	05J4-1
页	57

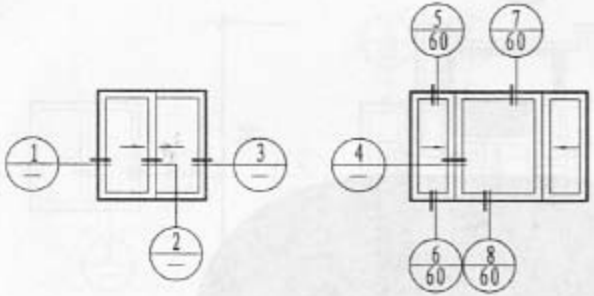

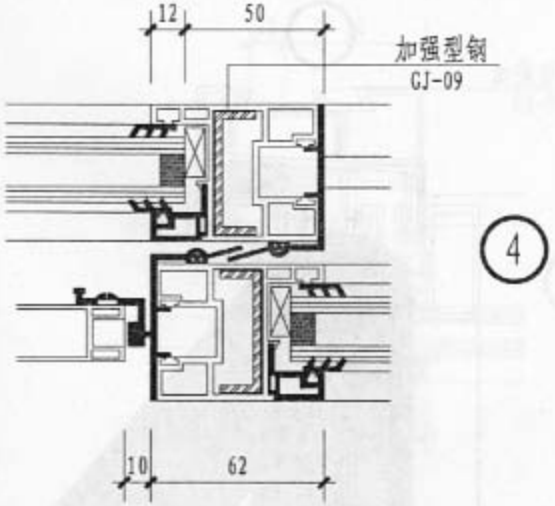

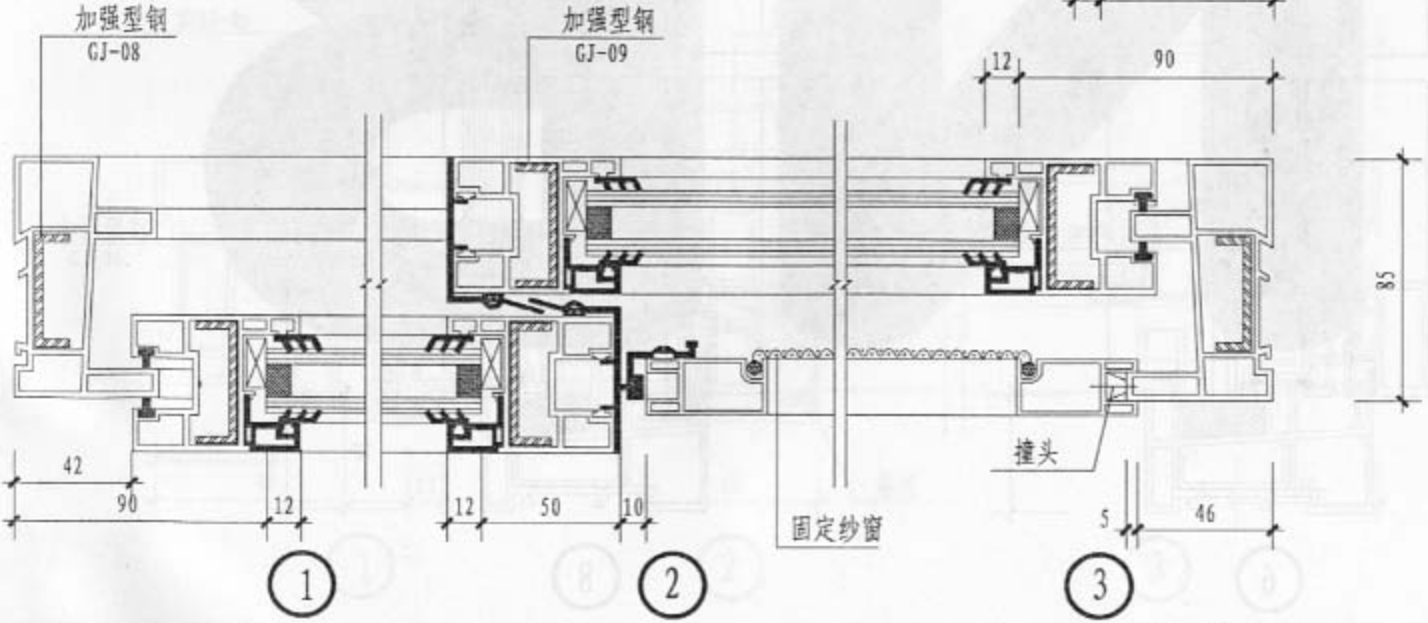

注：1. 玻璃装配尺寸，按窗框采光边的每边搭接量为12毫米。
2. 玻璃嵌条装配后，四角应采用“JN-10”氯丁腻子粘接。

85系列塑料推拉中空玻璃窗节点（一）

图集号	05J4-1
页	58

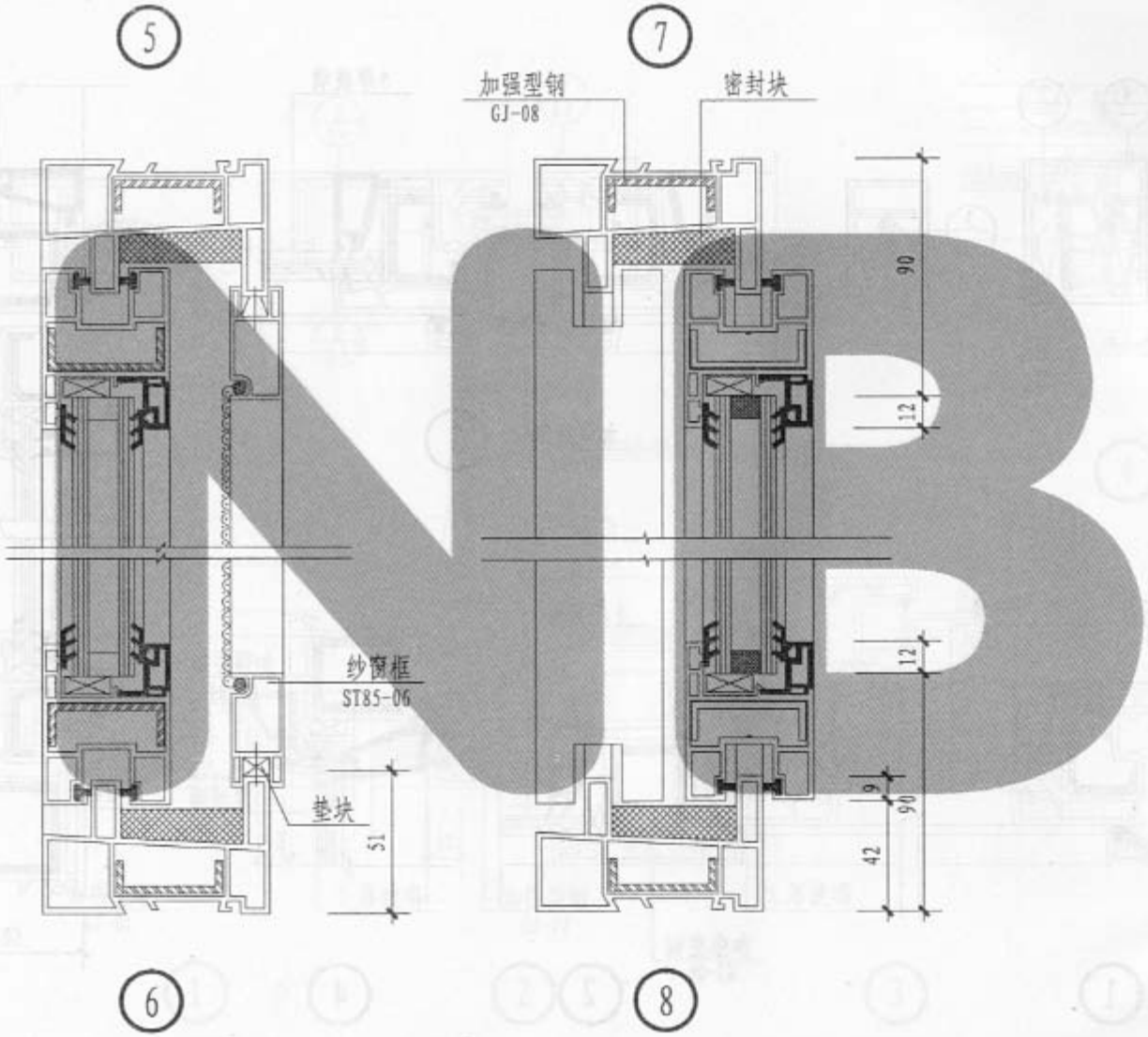

注：1. 玻璃装配尺寸，按窗框采光边的每边搭接量为12毫米。
2. 玻璃嵌条装配后，四角应采用“JN-10”氯丁胶子粘接。

85系列塑料推拉中空玻璃窗节点（二）

图集号	05J4-1
页	59

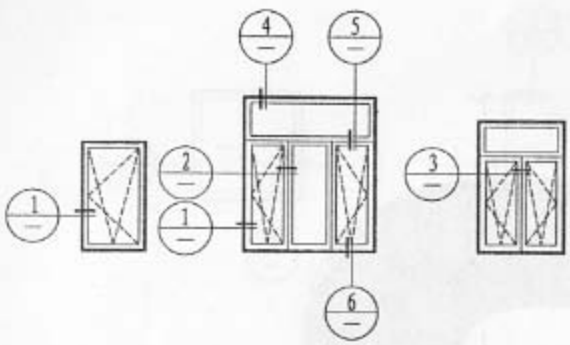

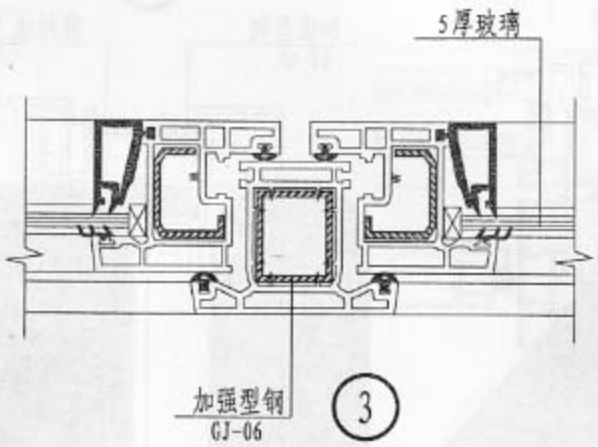

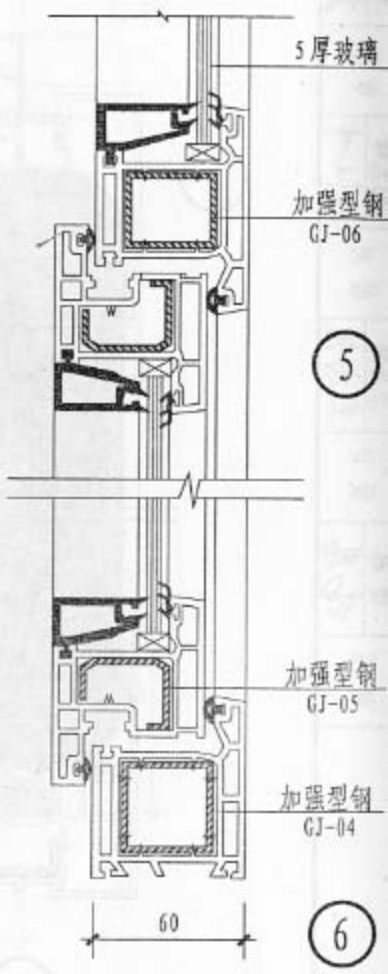

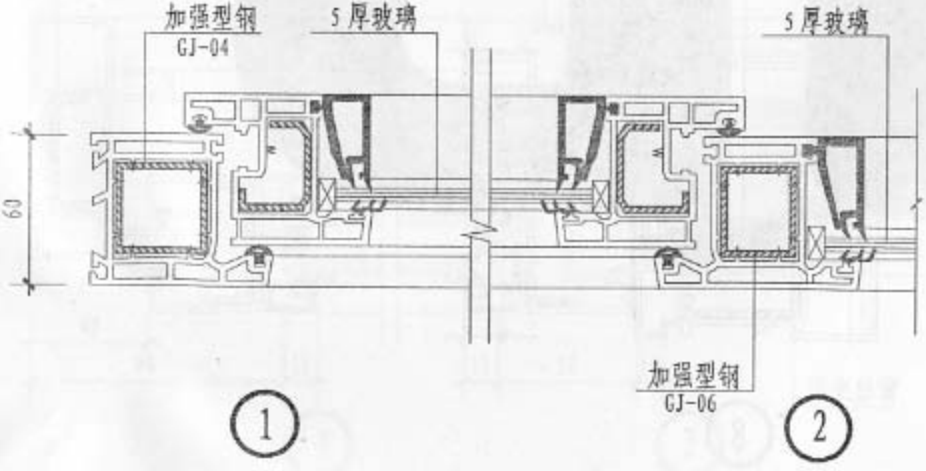

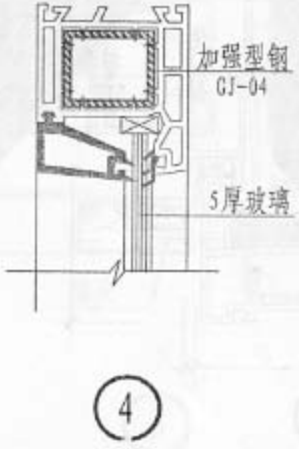

注：1. 玻璃装配尺寸，按窗框采光边的每边搭接量为12毫米。
2. 玻璃嵌条装配后，四角应采用“JN-10”氯丁腻子粘接。

60 系列塑料内平开、下悬
单玻窗节点

图集号	05J4-1
页	60

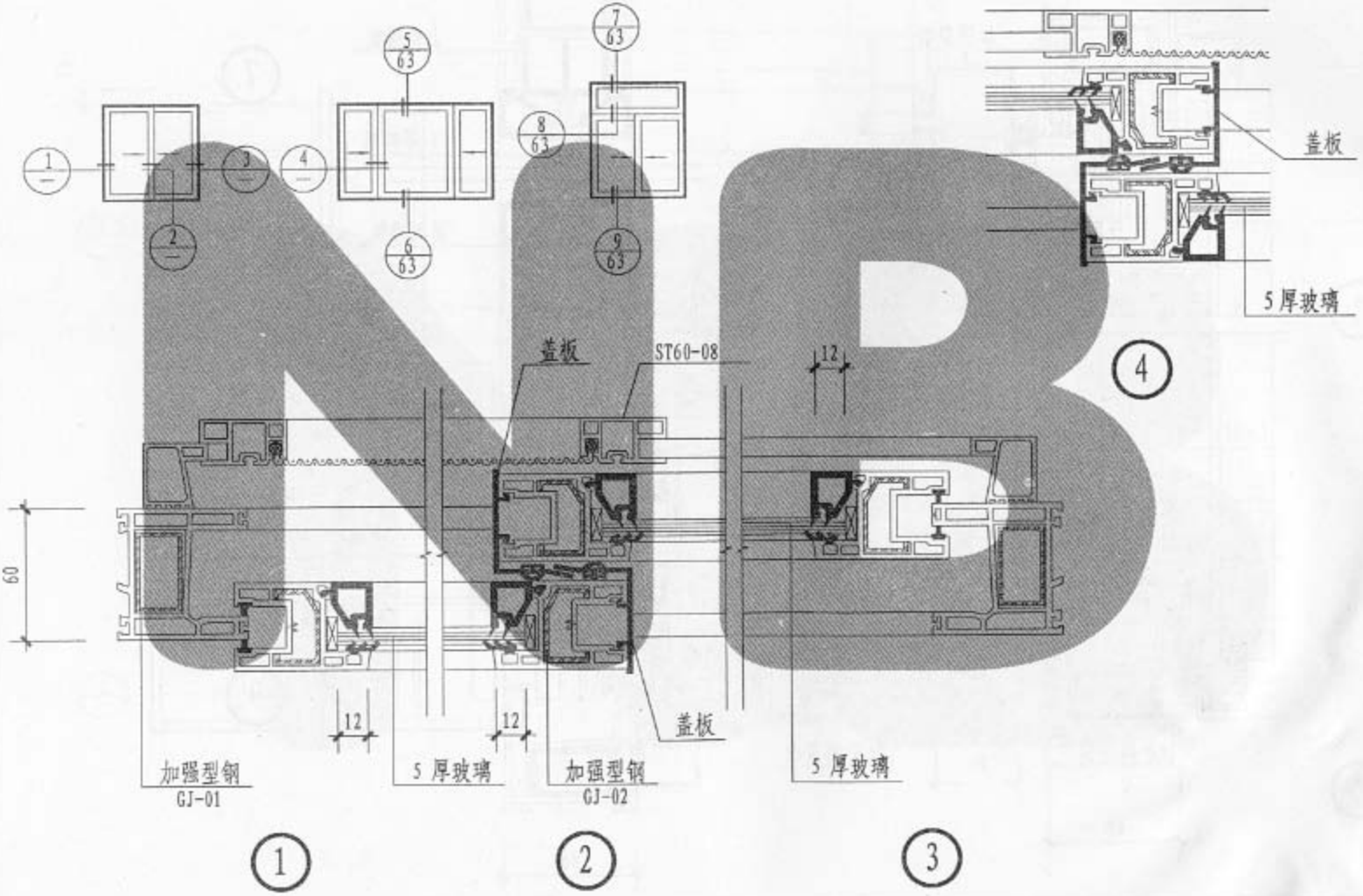

注：1. 玻璃装配尺寸，按窗框采光边的每边搭接量为12毫米。
2. 玻璃嵌条装配后，四角应采用“JN-10”氯丁腻子粘接。

60系列塑料推拉单玻窗节点（一）

图集号	05J4-1
页	61

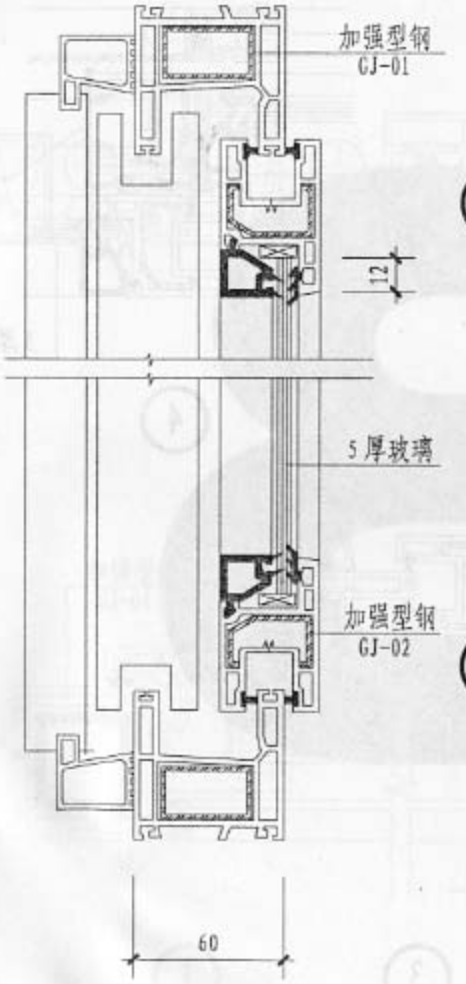

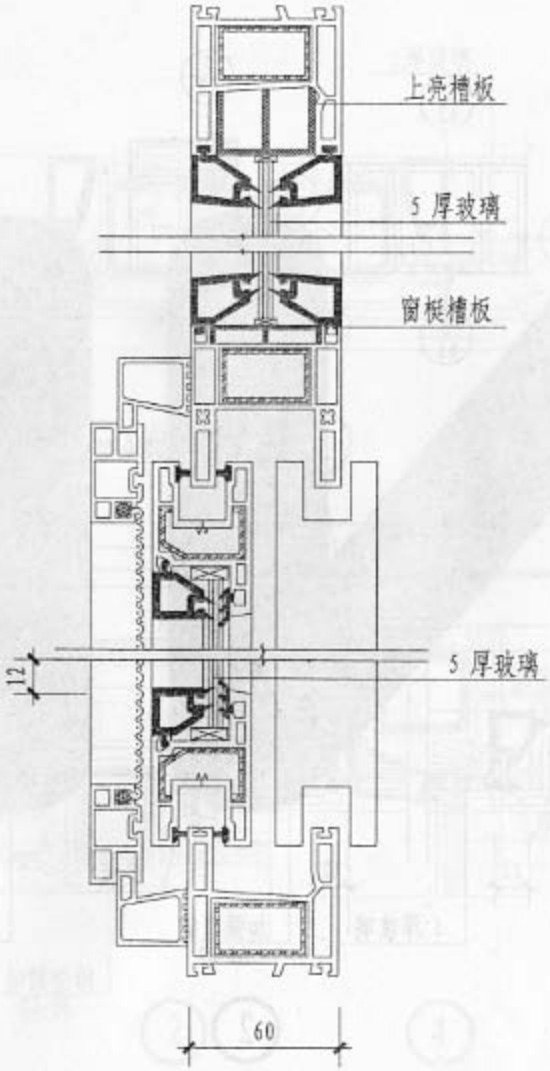

注：1. 玻璃装配尺寸，按窗框采光边的每边搭接量为12毫米。
2. 玻璃嵌条装配后，四角应采用“JN-10”氯丁腻子粘接。

60系列塑料推拉单玻窗节点（二）

图集号	05J4-1
页	62

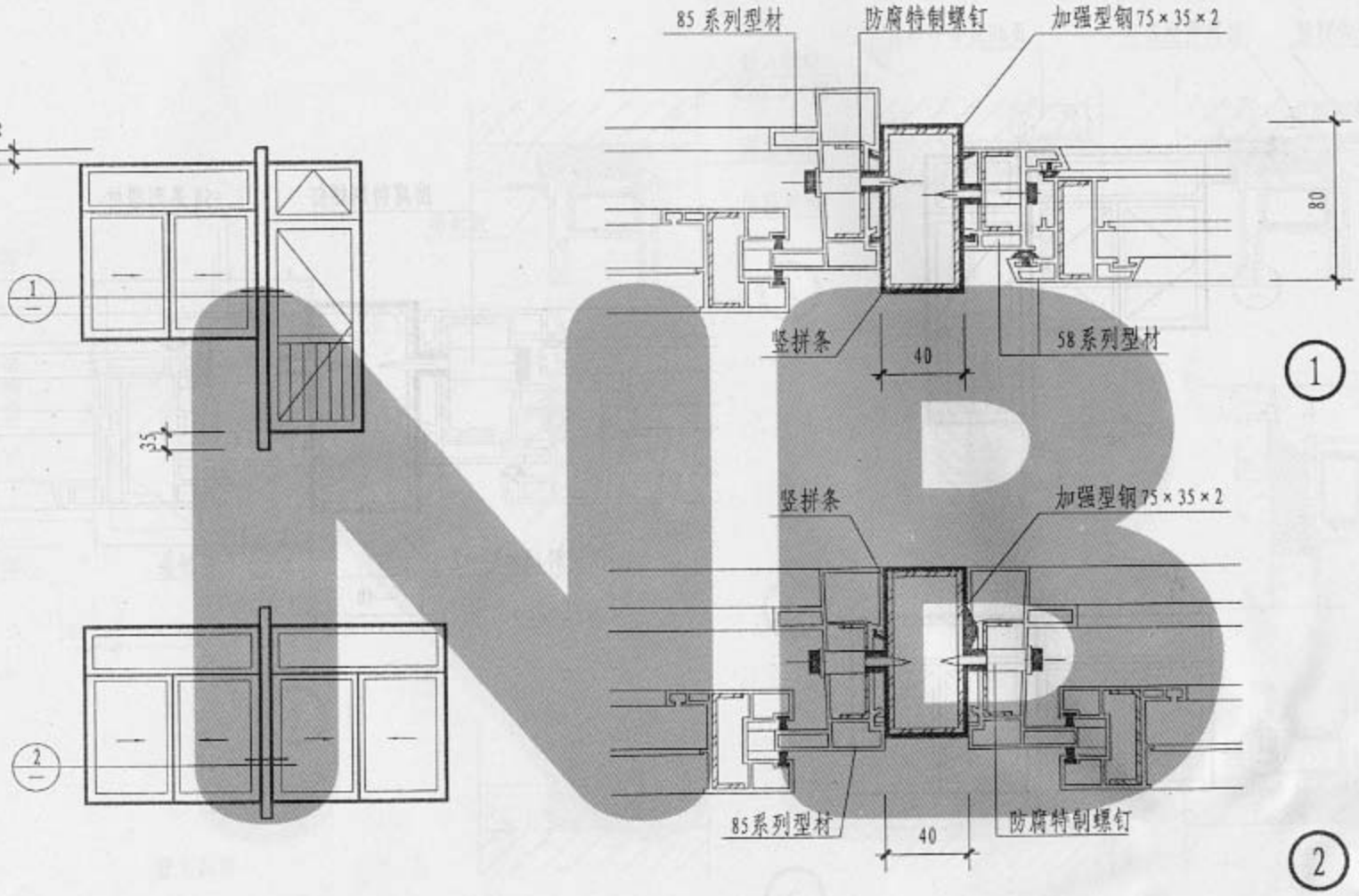

注：1. 本安装节点，在拼装时每个“防腐特制螺钉”必须按图要求配上密封垫圈。2. 其它系列型材竖拼条的安装根据各系列型材选用不同的竖拼条。3. 具体组合形式及尺寸由设计人定。

塑料组合门窗拼装节点（一）

图集号	05J4-1
页	63

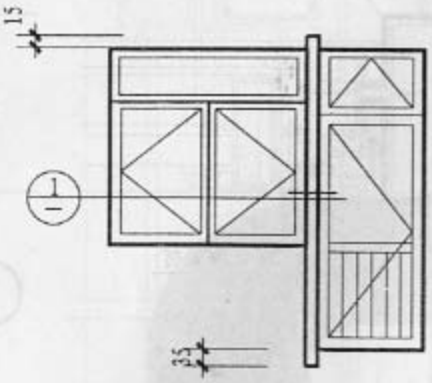

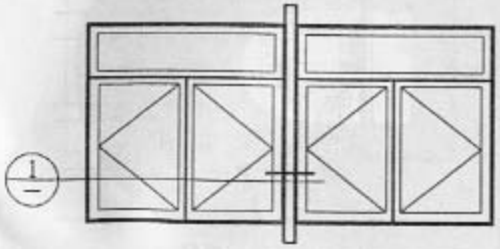

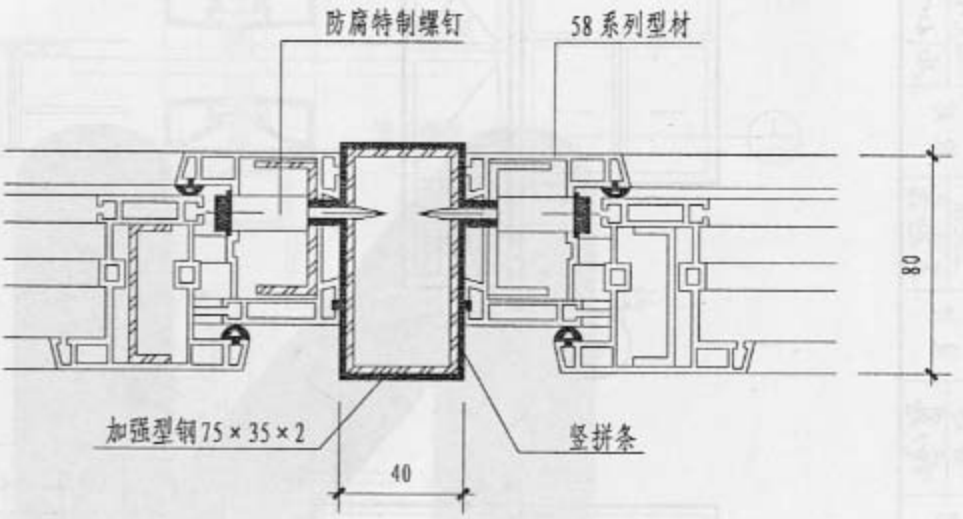

①

注：1.本安装节点，在拼装时每个“防腐特制螺钉”必须按图要求配上密封垫圈。2.其它系列型材竖拼条的安装根据各系列型材选用不同的竖拼条。3.具体组合形式及尺寸由设计人定。

塑料组合门窗拼装节点（二）

图集号	05J4-1
页	64

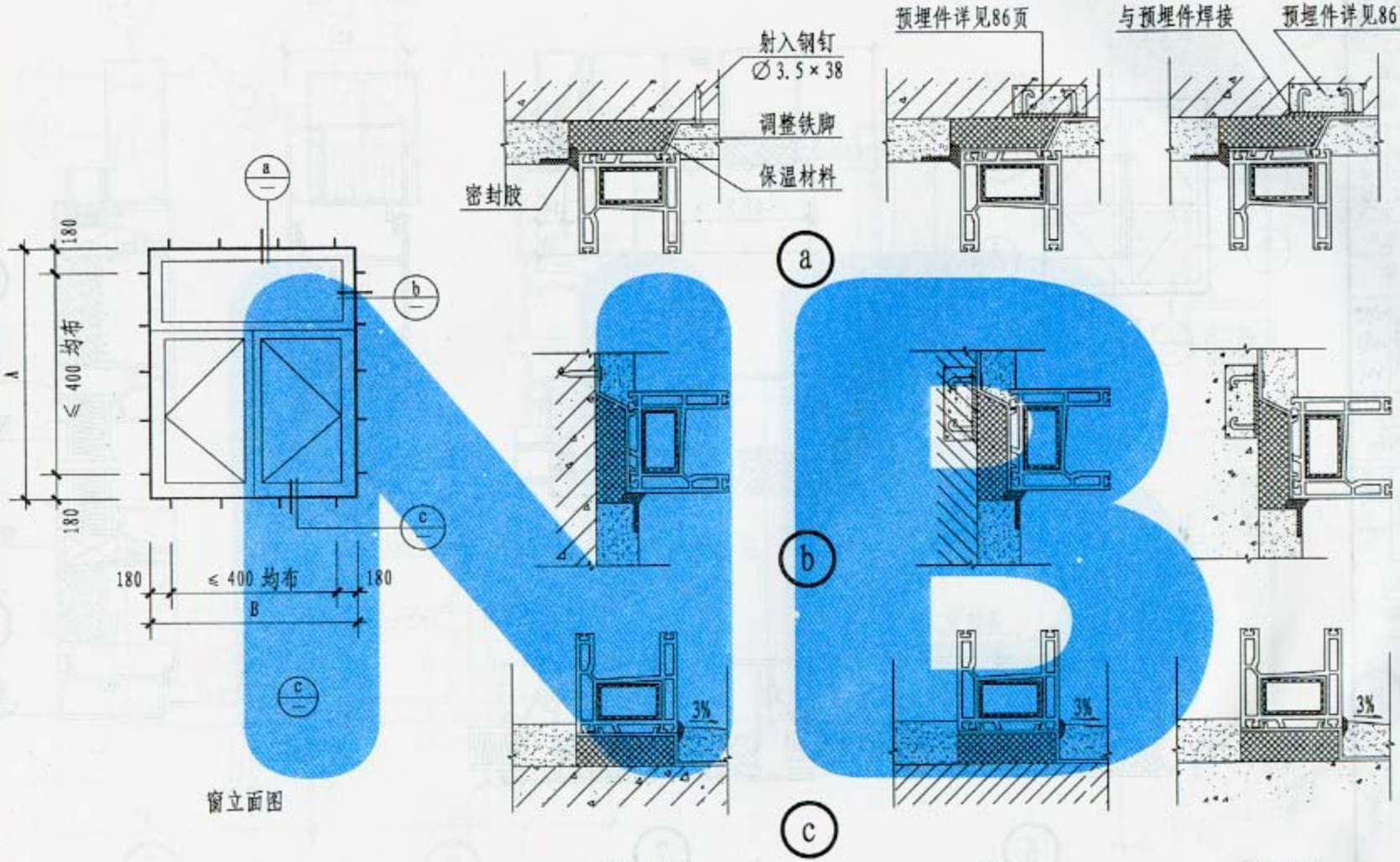

注：1、本图为各系列门窗调整铁脚安装节点详图。

2、根据不同结构建筑墙体“调整铁脚”安装法可选用“射入钢钉”“预埋件焊接”等形式。

塑料窗框调整铁脚安装节点

图集号	05J4-1
页	65

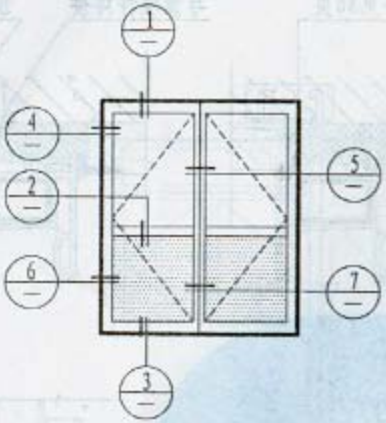

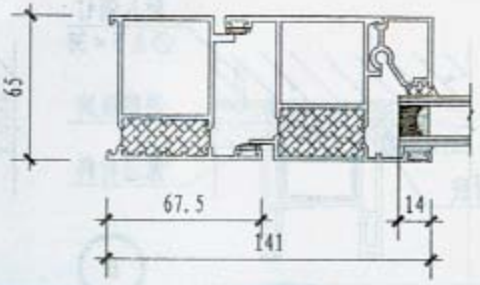

4

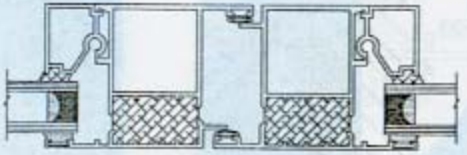

5

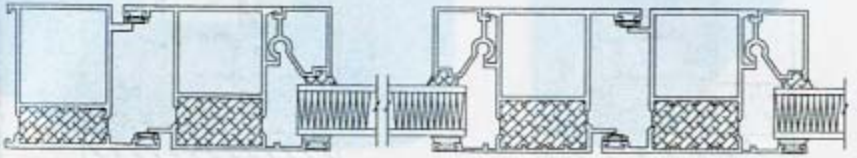

6 7

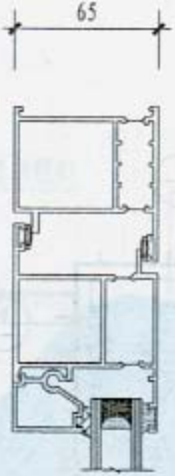

1

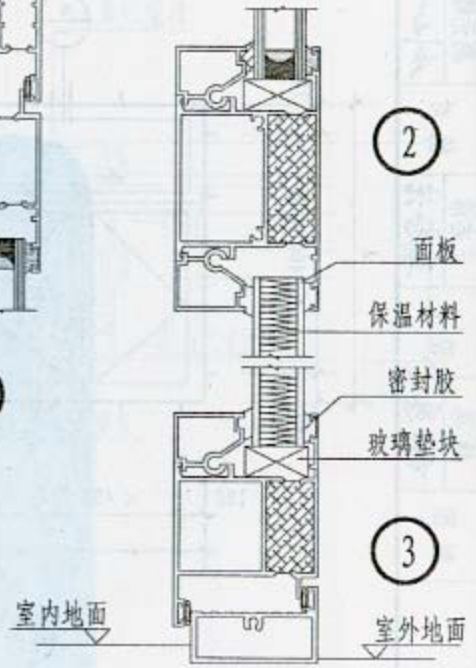

2 3

65系列铝合金内平开中空玻璃门节点		图集号	05J4-1
		页	66

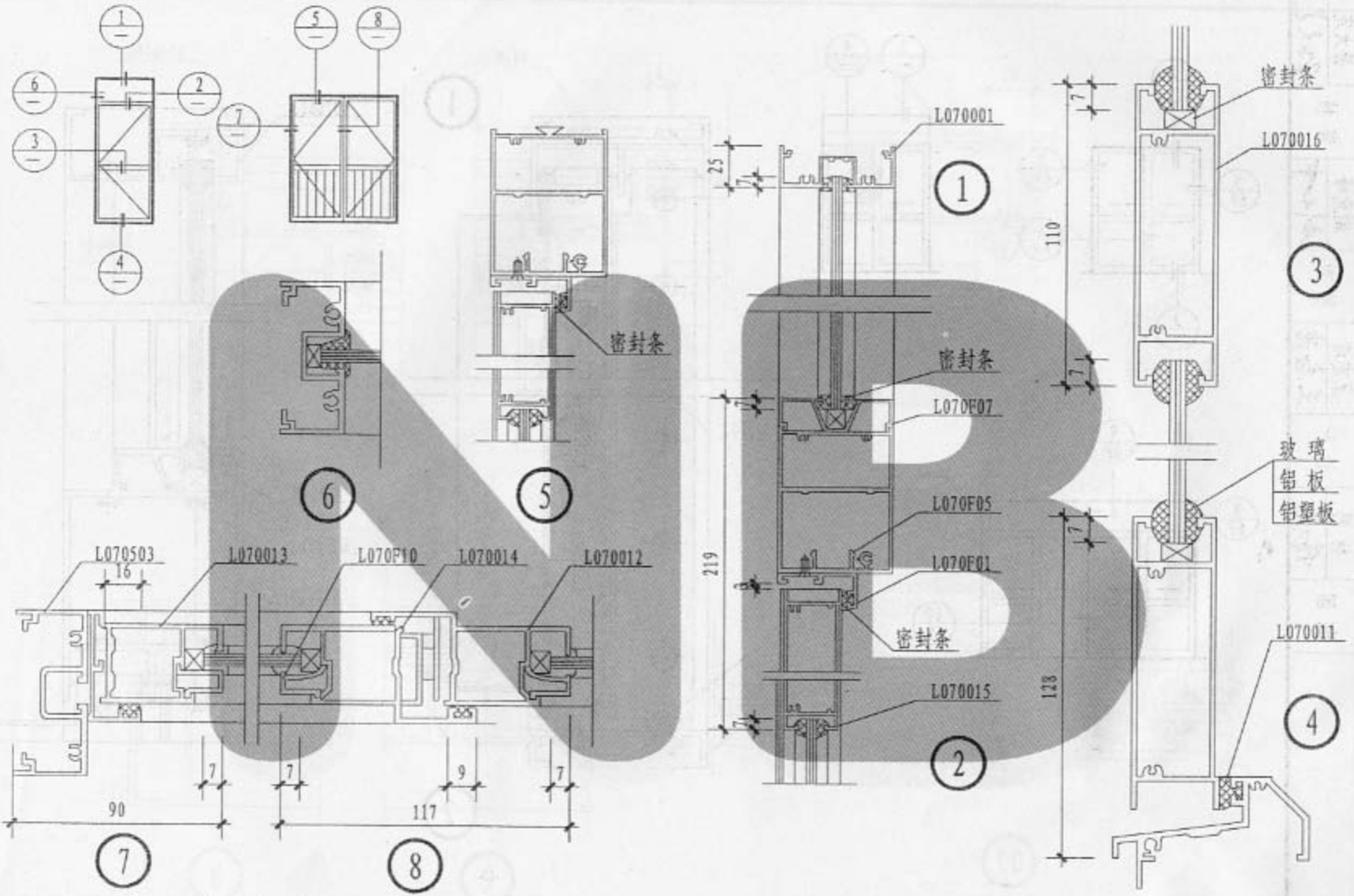

NB

70系列铝合金平开单玻门节点	图集号	05J4-1
	页	67

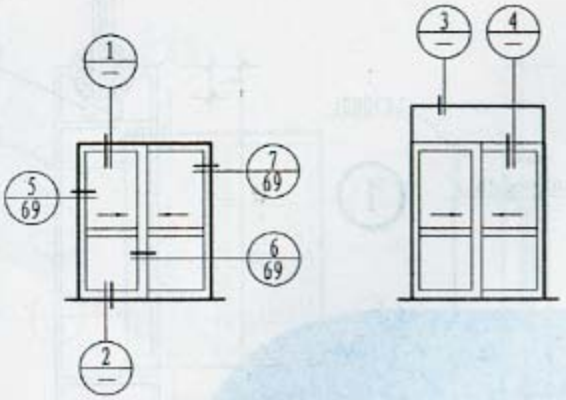
1
3
4
5
69
7
69
6
69
2

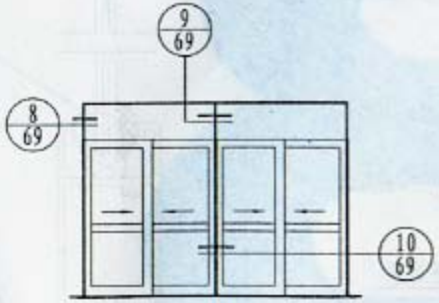
9
69
8
69
10
69

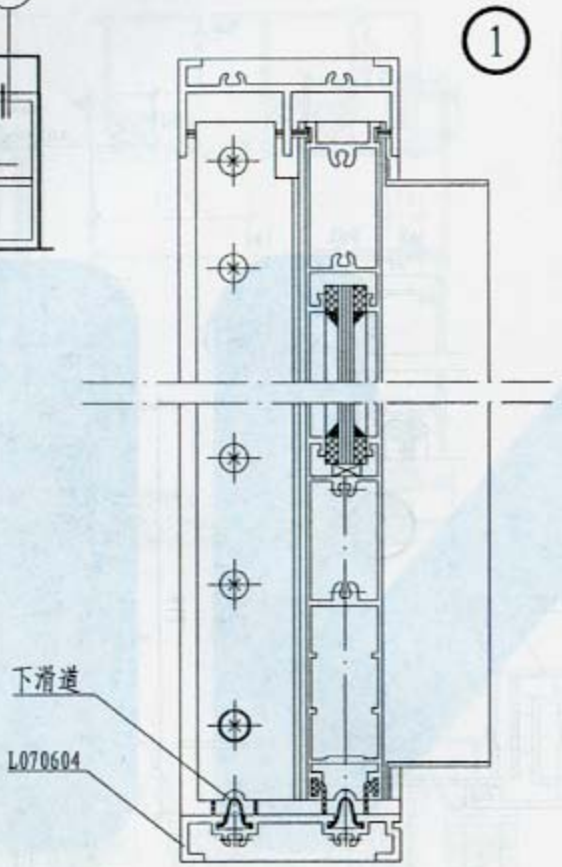
1
下滑道
L070604
2

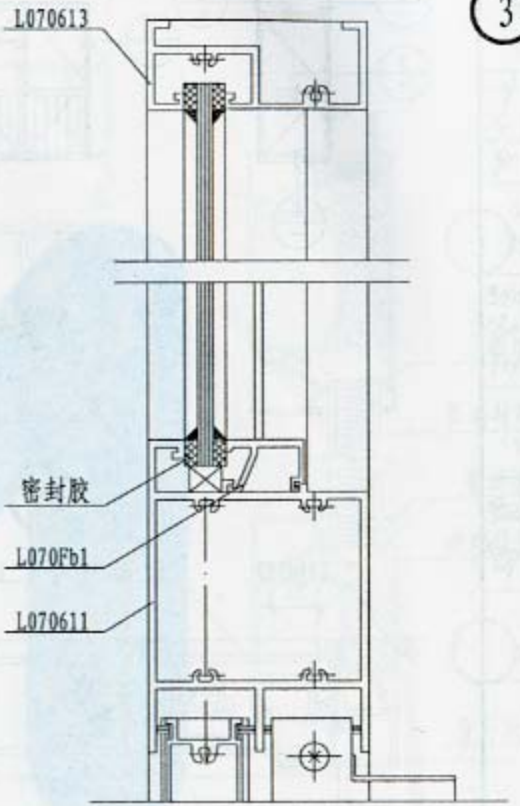
3
L070613
密封胶
L070Fb1
L070611
4

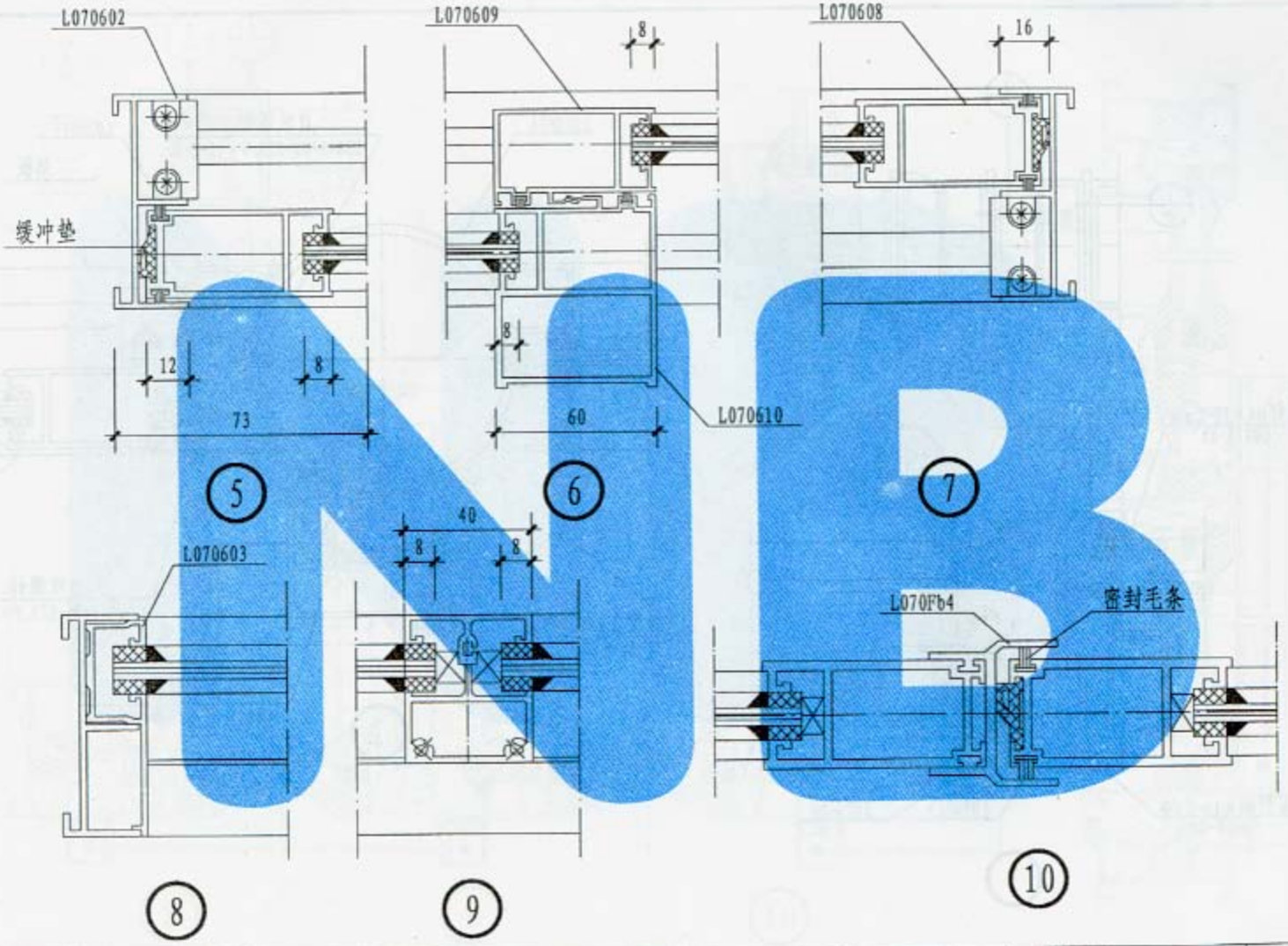

70系列铝合金 推拉单玻门节点（二）	图集号	05J4-1
	页	69

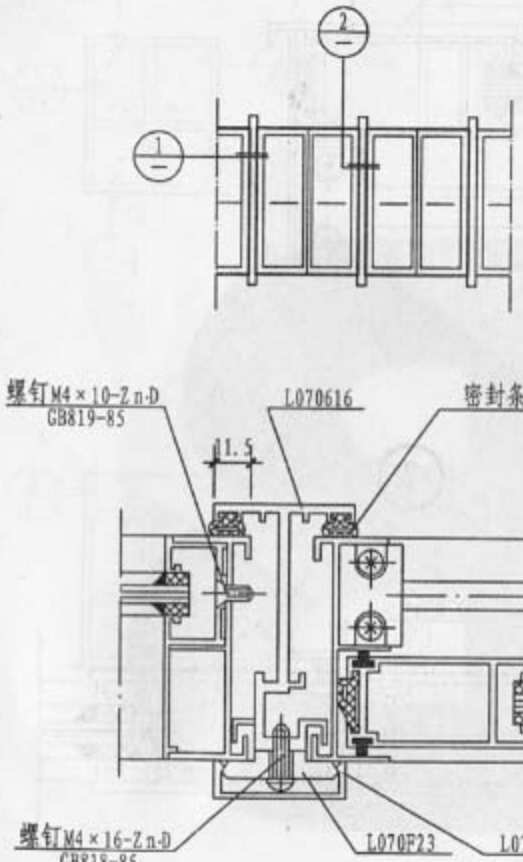

1

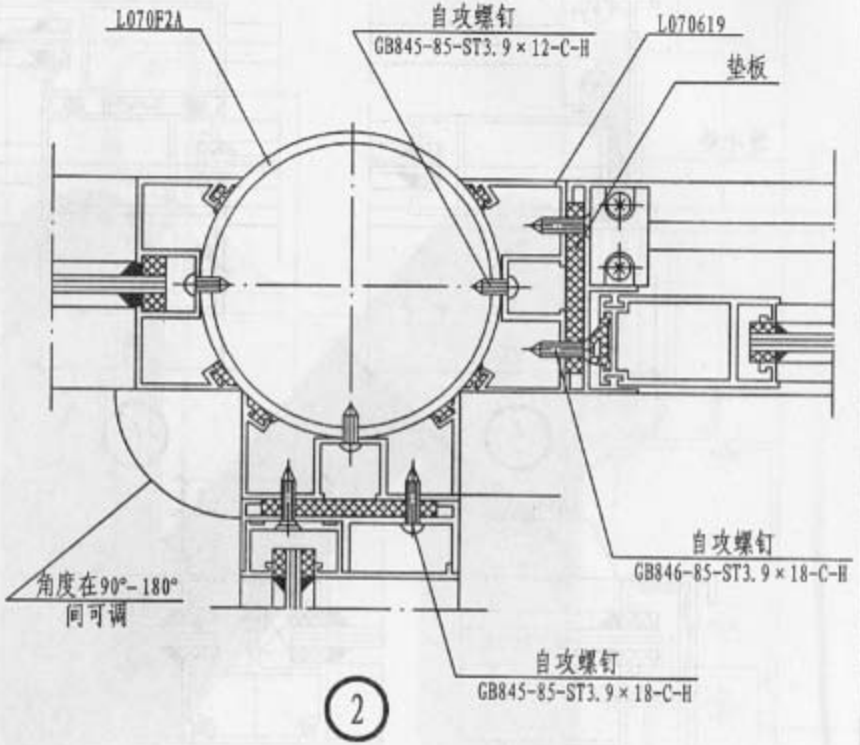

2

注：拼接窗的承接能力应经计算确定，具体组合形式及尺寸由设计人定。

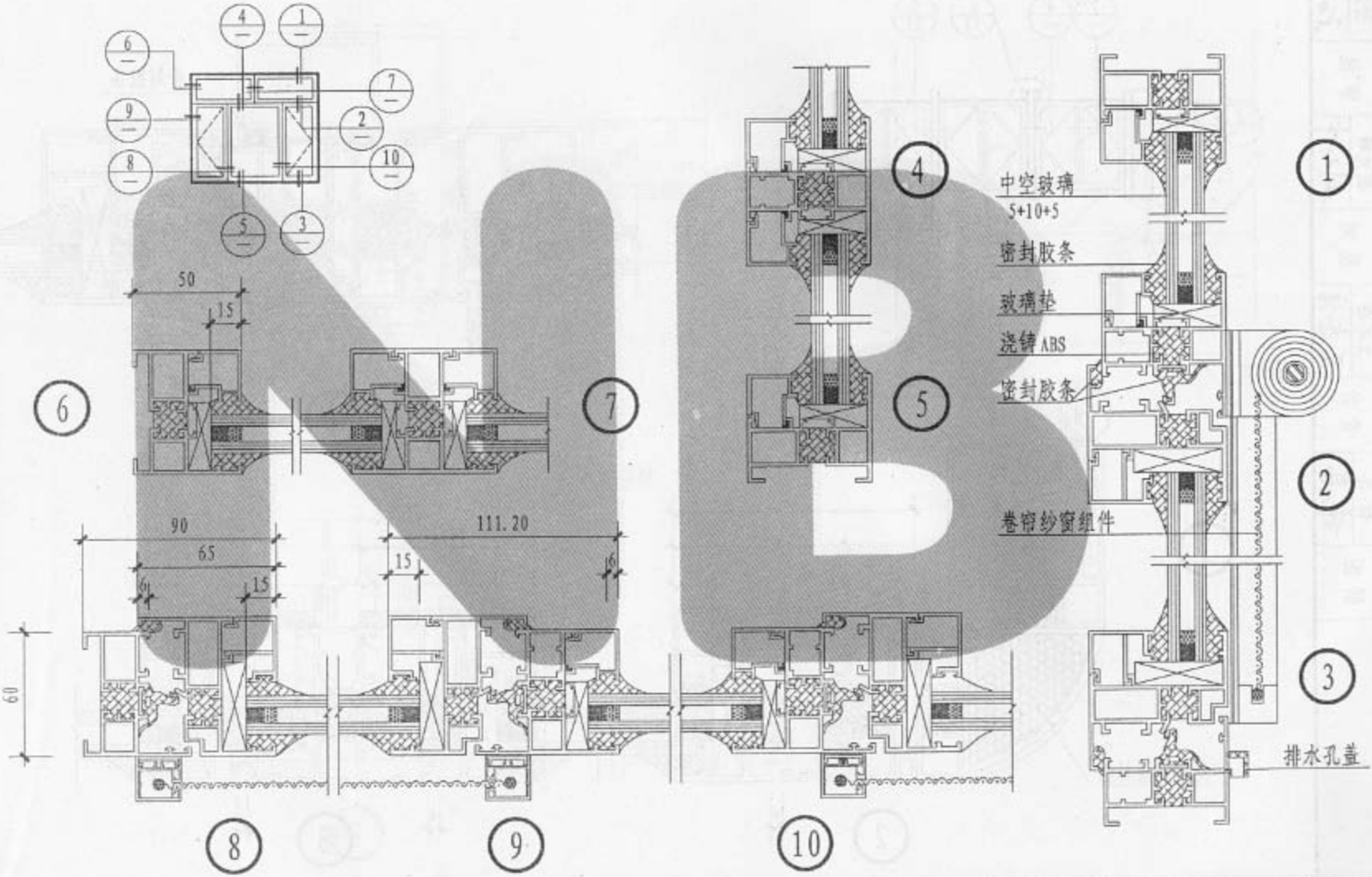

NB

	60系列铝合金内平开中空玻璃窗节点	图集号	05J4-1
		页	71

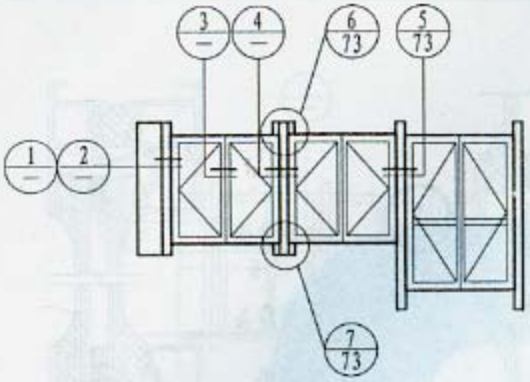

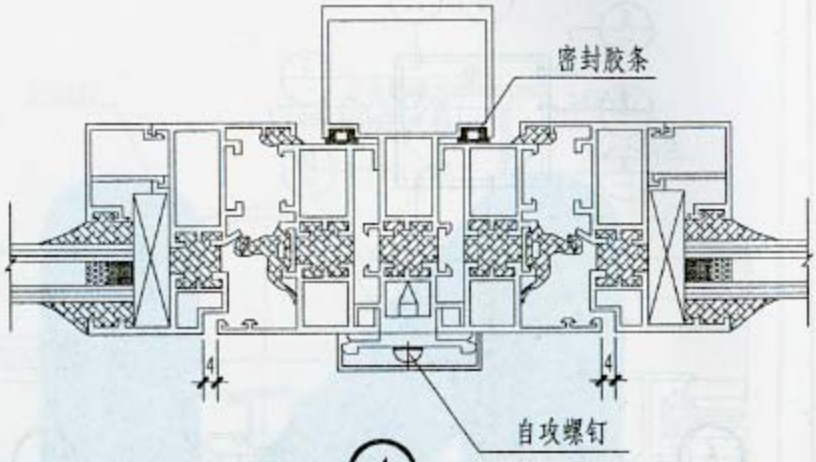

4

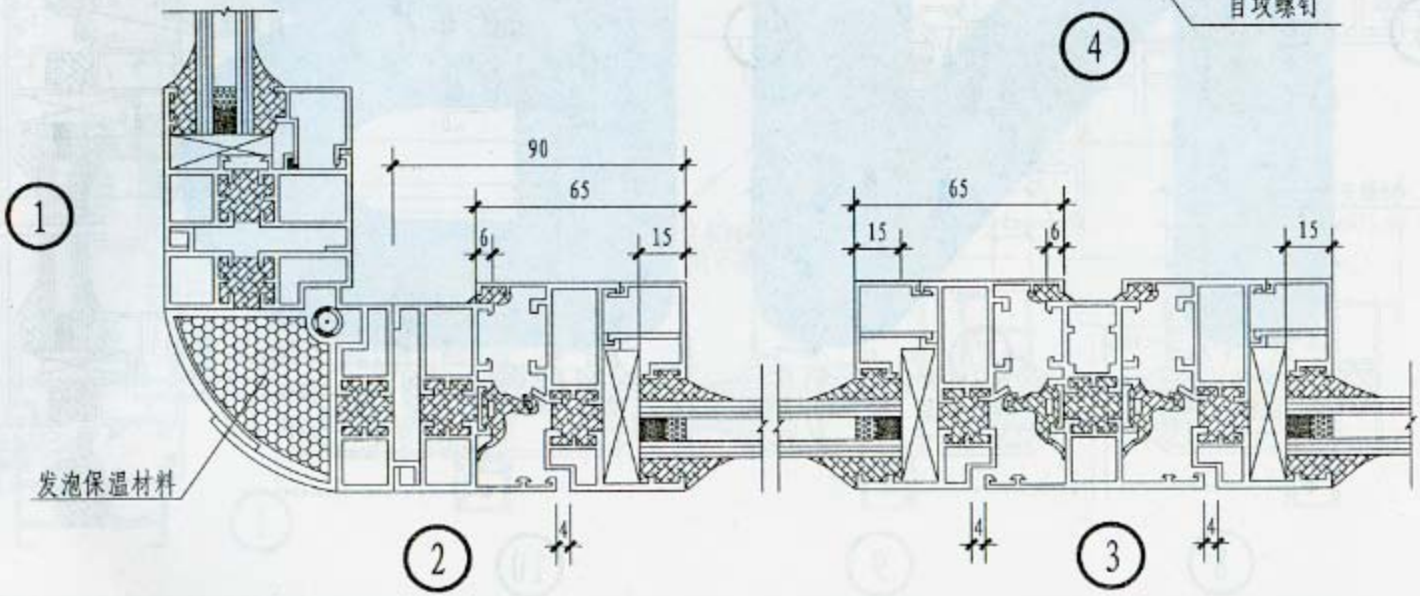

2 3

注：拼接窗的承接能力应经计算确定，具体组合形式及尺寸由设计人定。

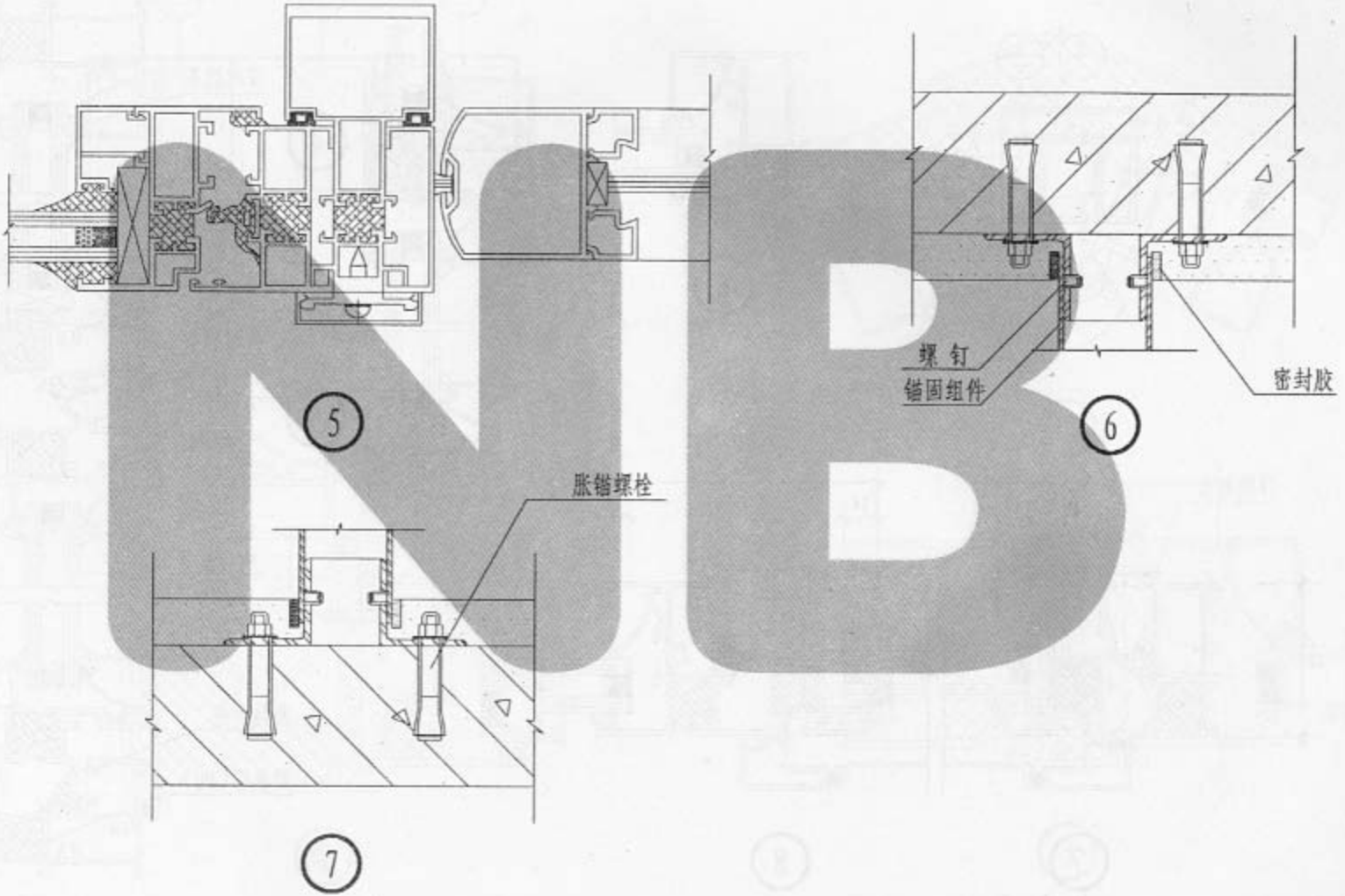
螺 钉
锚固组件
密封胶
膨锚螺栓
5
6
7

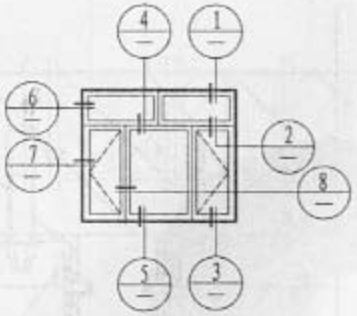

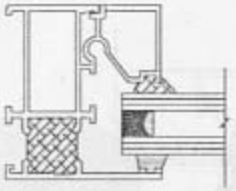

6

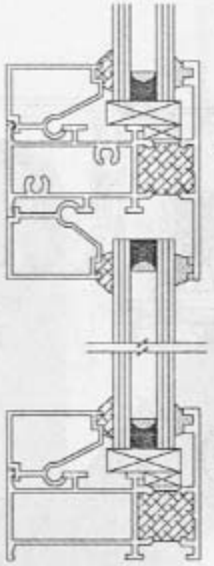

4

5

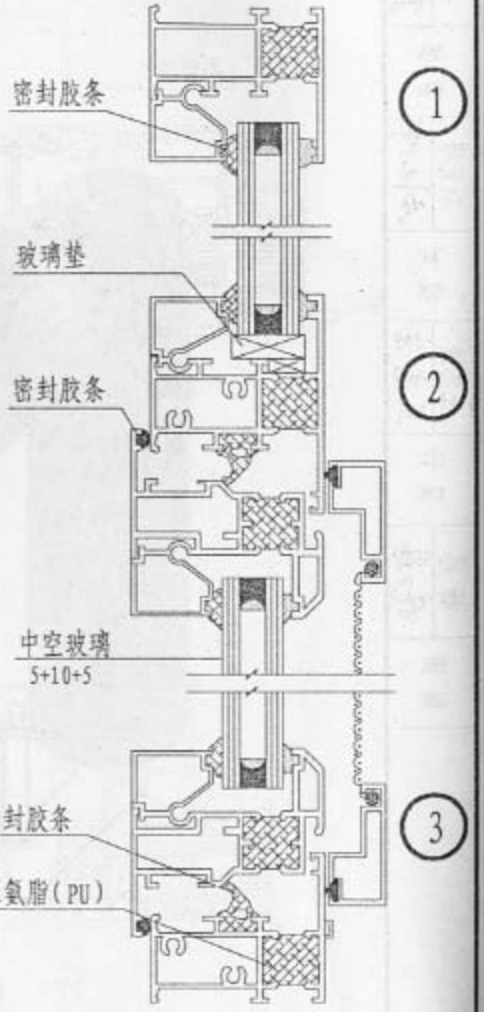

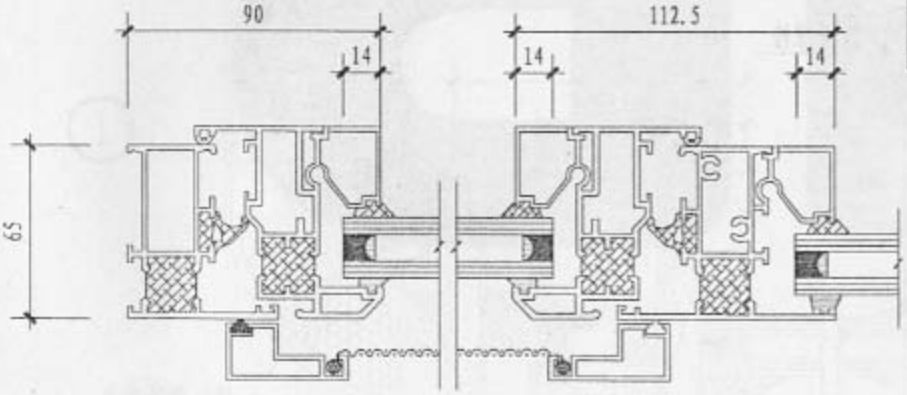

7

8

	65系列铝合金内平开中空玻璃窗节点	图集号	05J4-1
		页	74

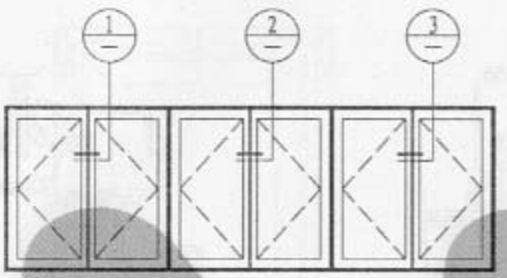

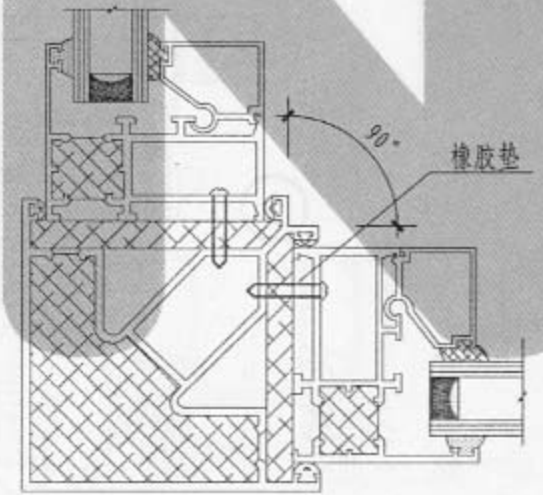

②

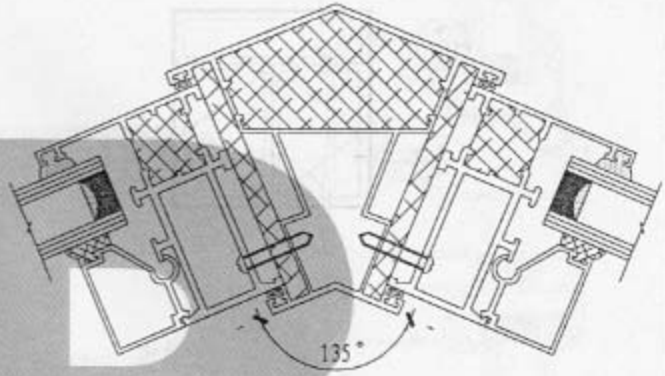

①

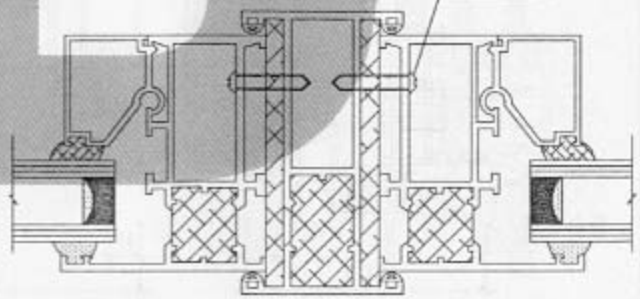

③

注：拼接窗的承接能力应经计算确定，具体组合形式及尺寸由设计人定。

60系列铝合金内平开组合中空玻璃窗拼接安装节点

图集号	05J4-1
页	75

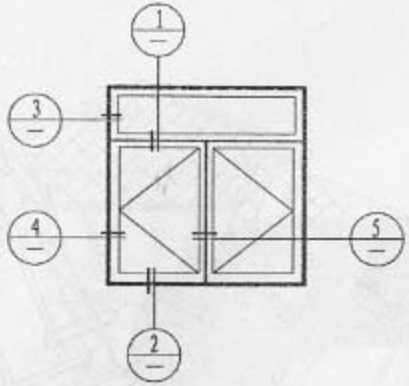
1
2
3
4
5

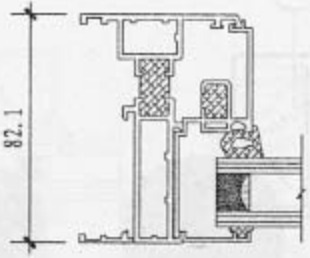
82.1

3

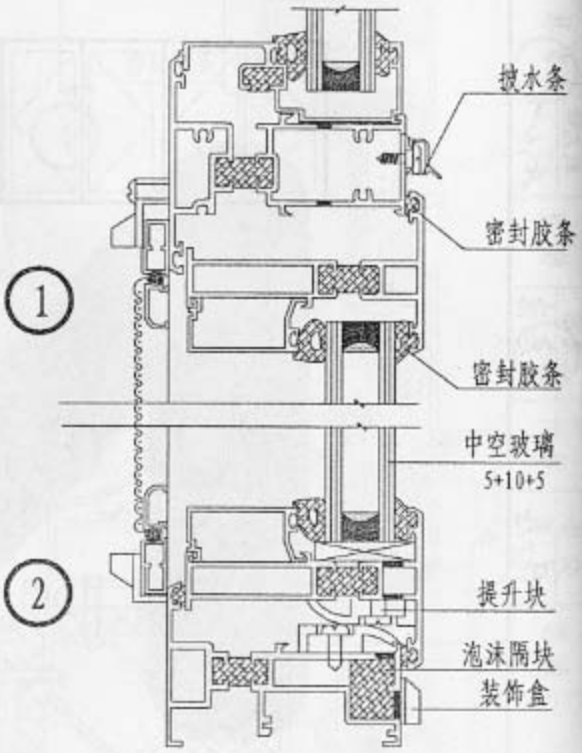
披水条
密封胶条
密封胶条
中空玻璃
5+10+5
提升块
泡沫隔块
装饰盒

1

2

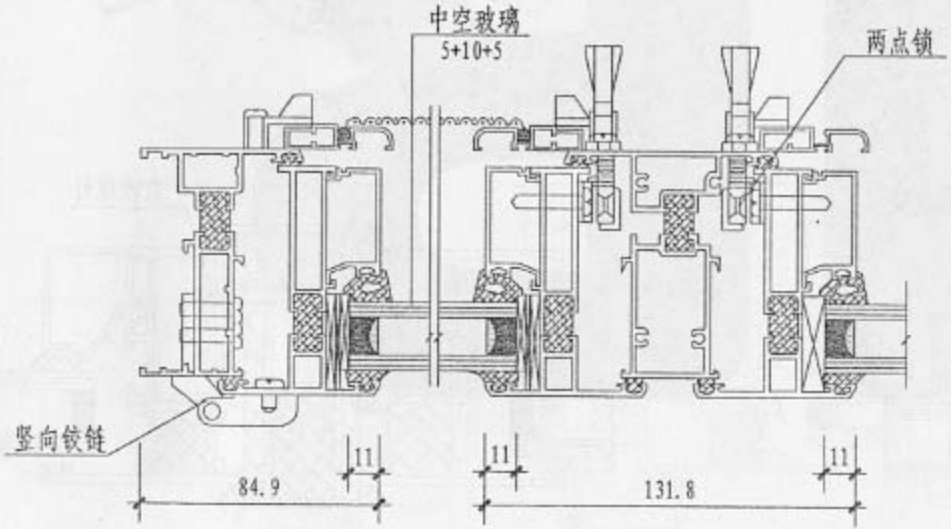
中空玻璃
5+10+5
两点锁
竖向铰链
11
11
11
84.9
131.8

4

5

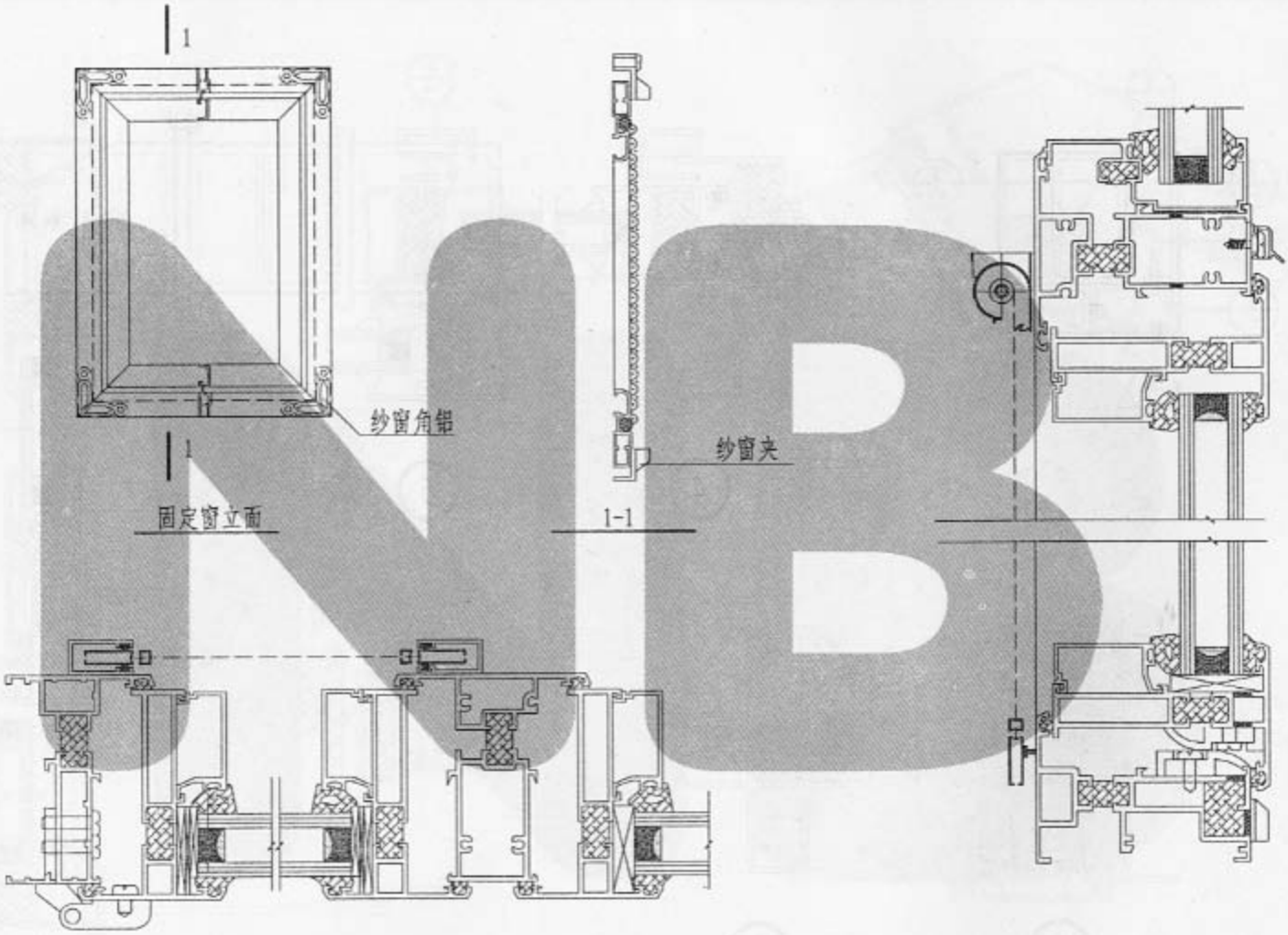
1
纱窗角铝
1
固定窗立面
1-1
纱窗夹
隐形卷帘纱窗横向断面
隐形卷帘纱窗纵向断面

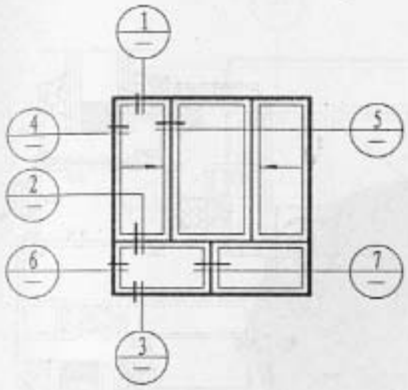

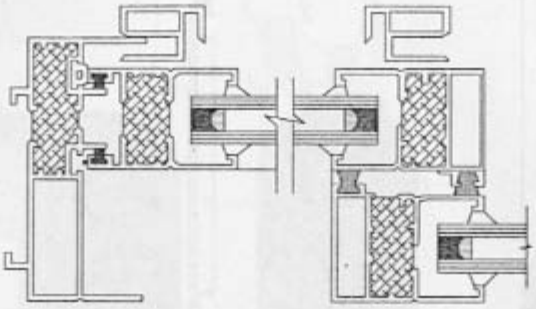

4 5

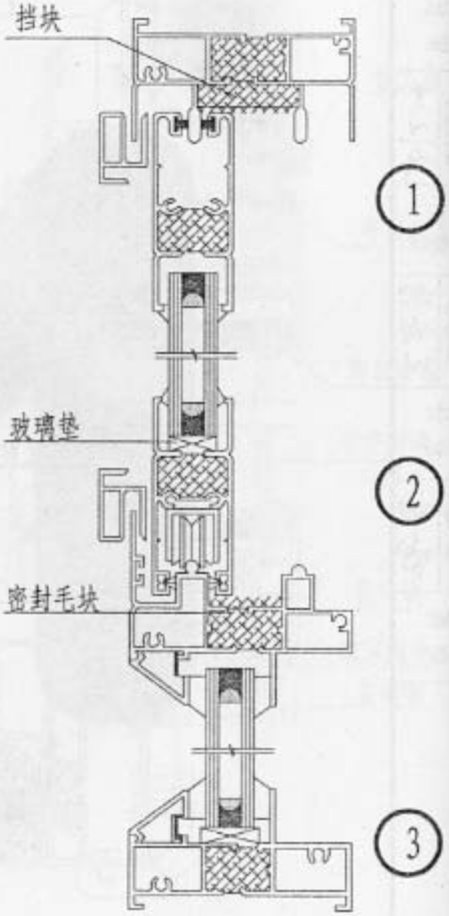

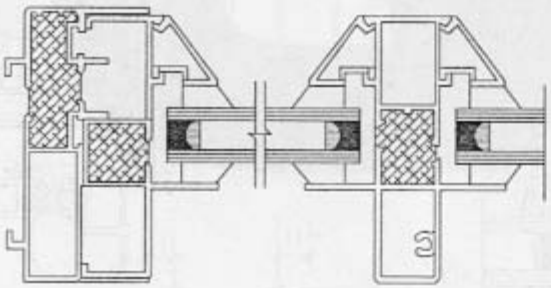

6 7

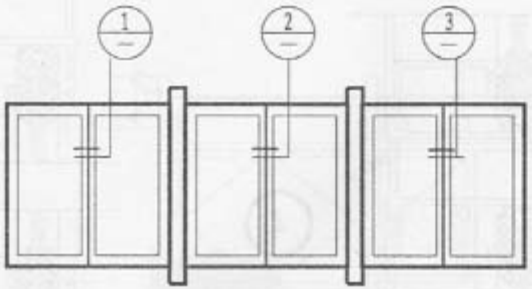

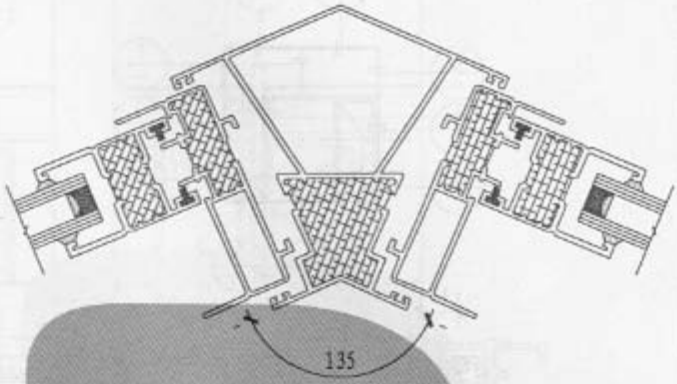

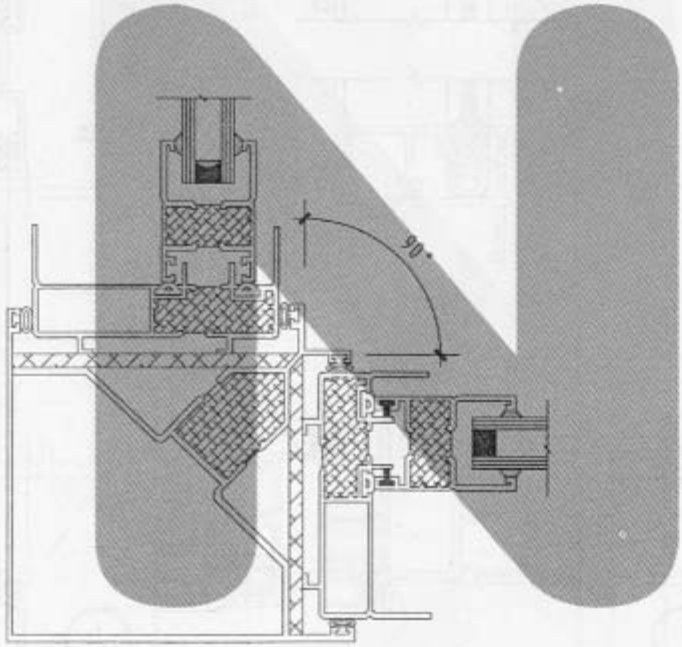

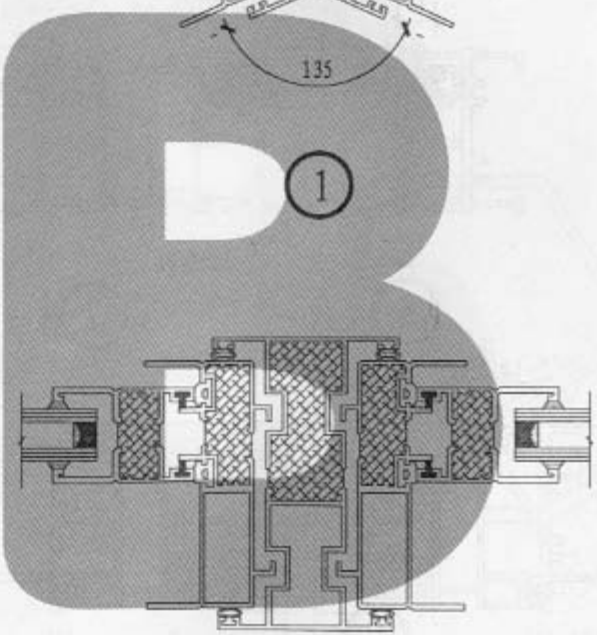

2

1

3

注：拼接窗的承接能力应经计算确定，具体组合形式及尺寸由设计人定。

80系列铝合金推拉组合中空玻璃窗拼接安装节点

图集号	05J4-1
页	79

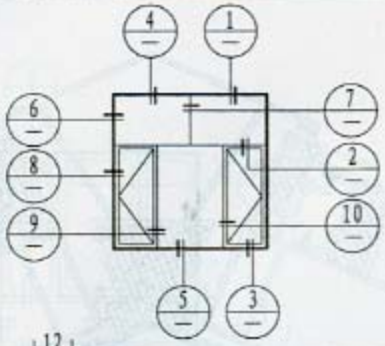

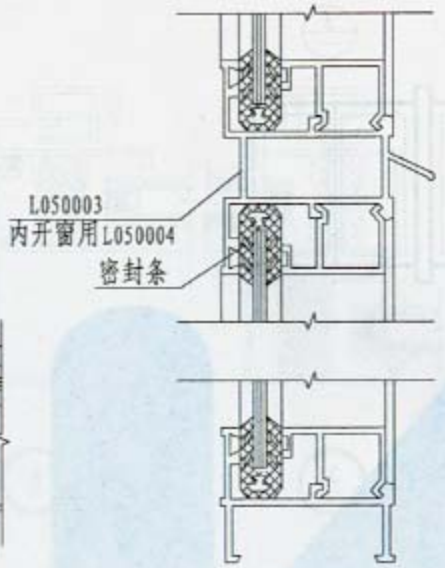

4

5

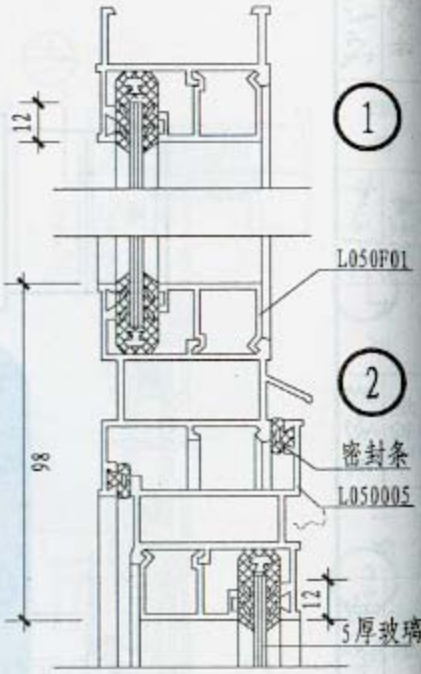

1

2

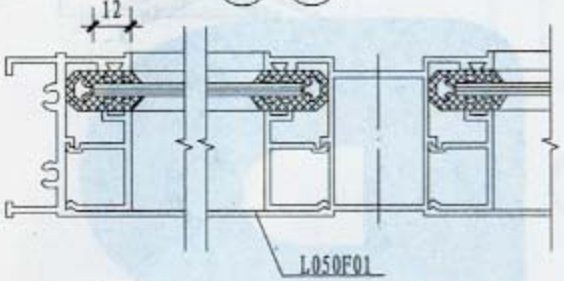

6

7

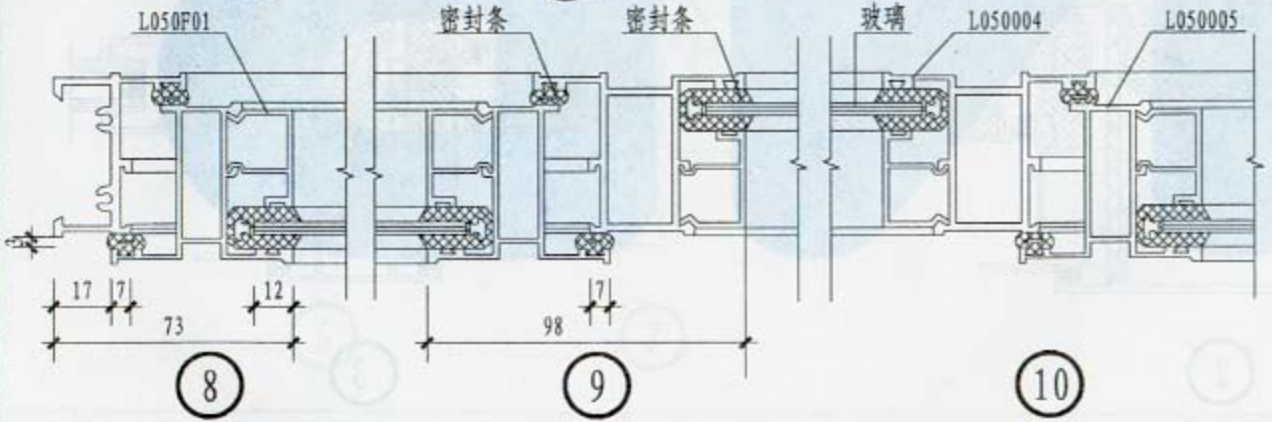

8

9

10

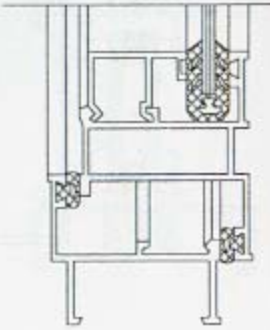

3

50系列铝合金平开单玻窗节点

图集号	05J4-1
页	80

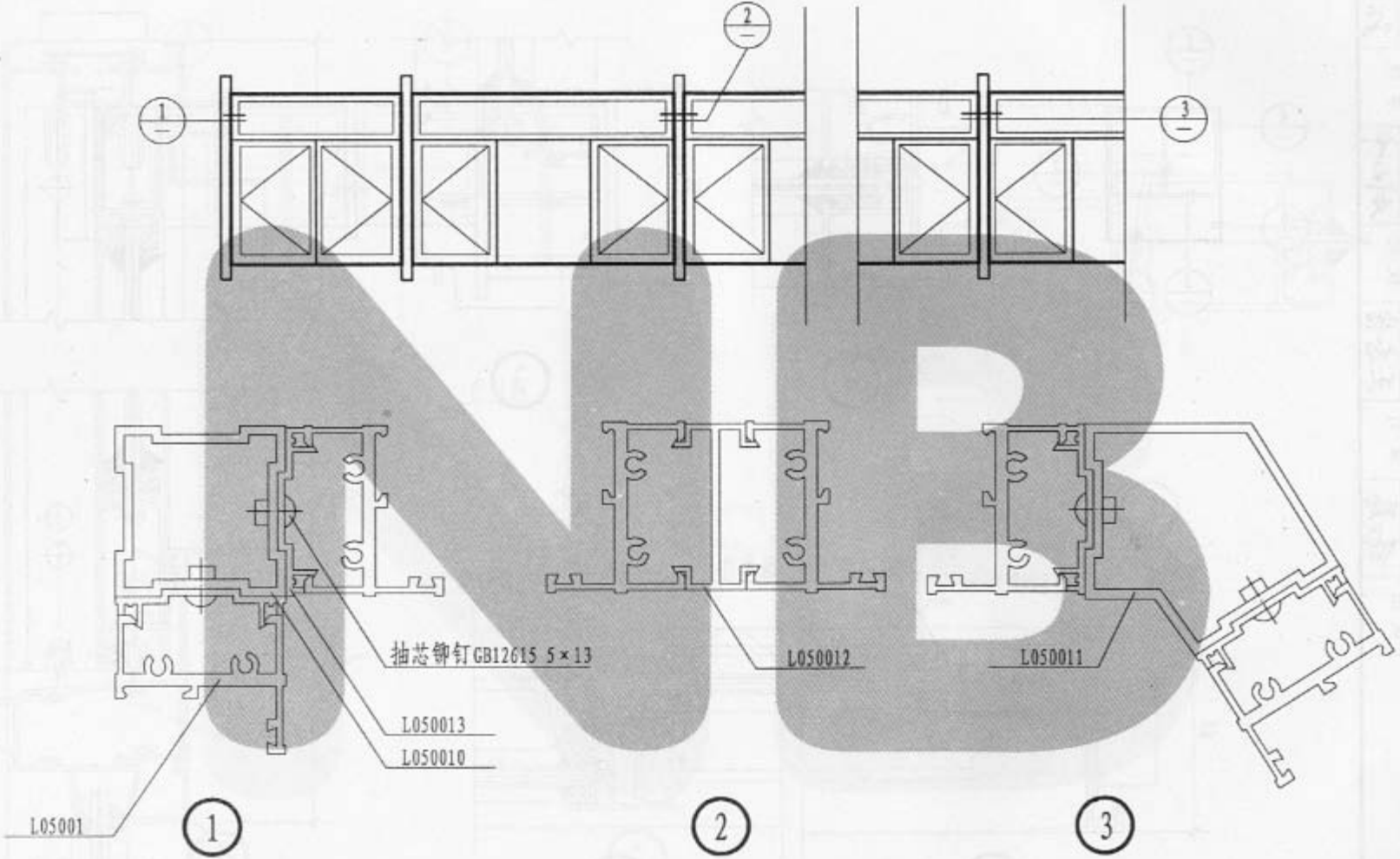

注：具体组合形式及尺寸由设计人定。

50系列铝合金平开单玻组合窗节点

图集号	05J4-1
页	81

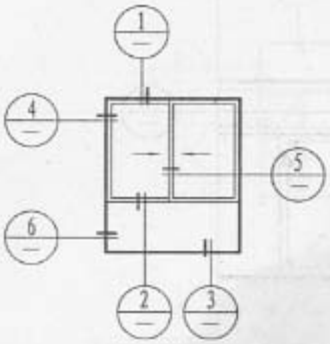
1
4
5
6
2
3

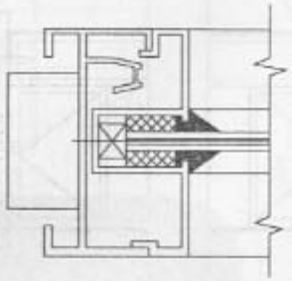

⑥

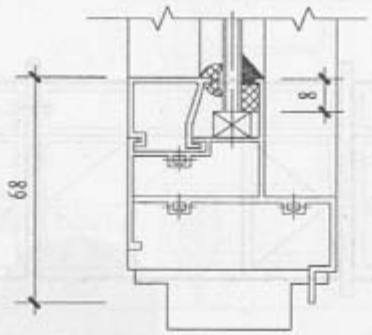
68
8

③

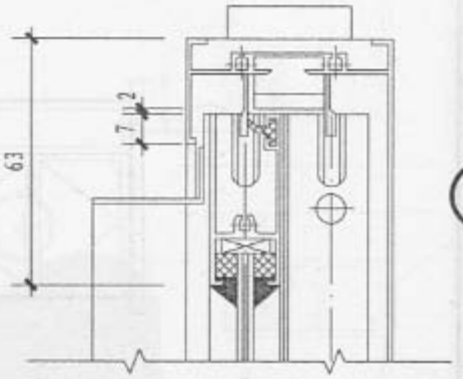
63
7
2

①

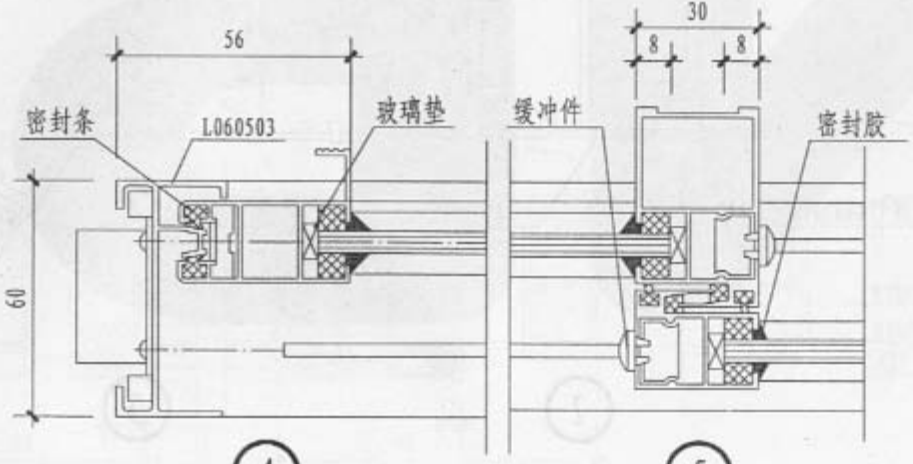
56
密封条
L060503
玻璃垫
60

④

30
8
8
缓冲件
密封胶

⑤

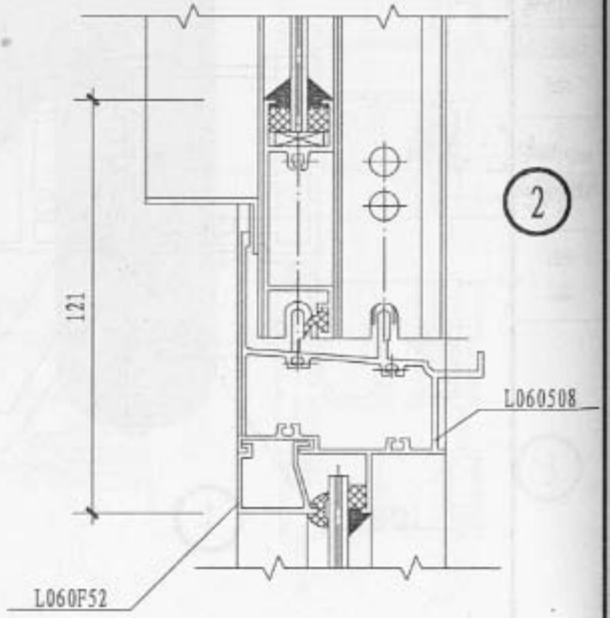
121
L060508
L060F52

②

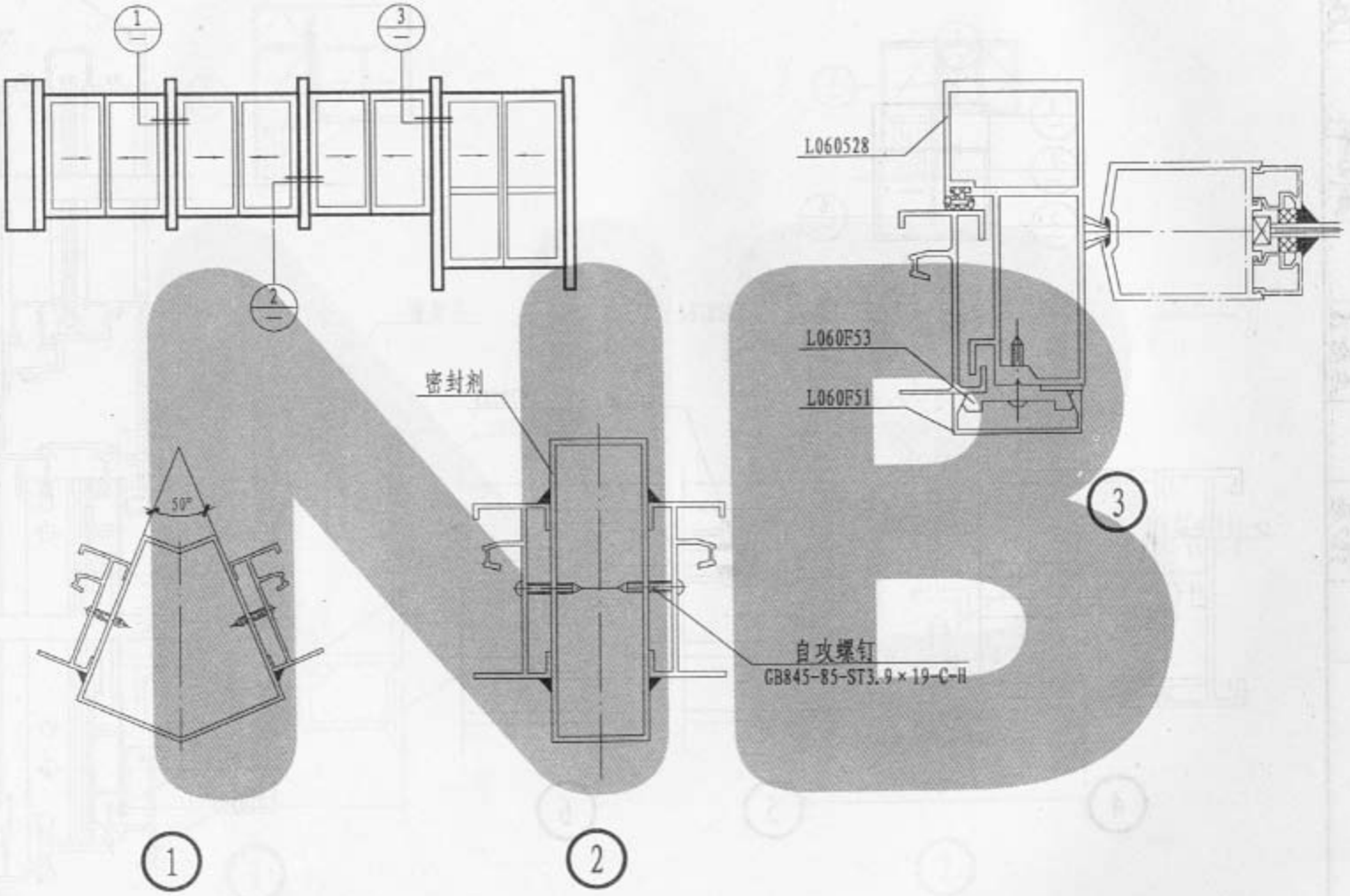

注：具体组合形式及尺寸由设计人定。

60系列铝合金
推拉单玻门窗组合节点

图集号	05J4-1
页	83

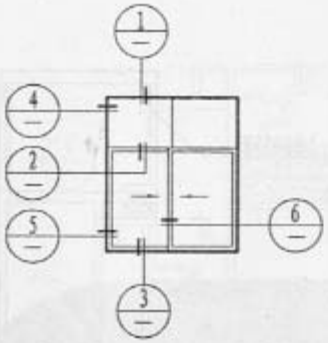
1
4
2
5
6
3

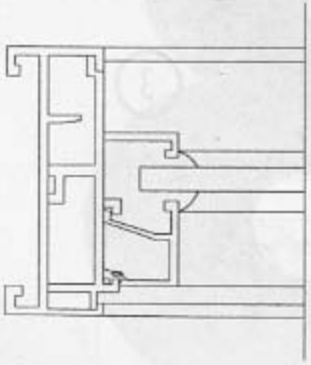

4

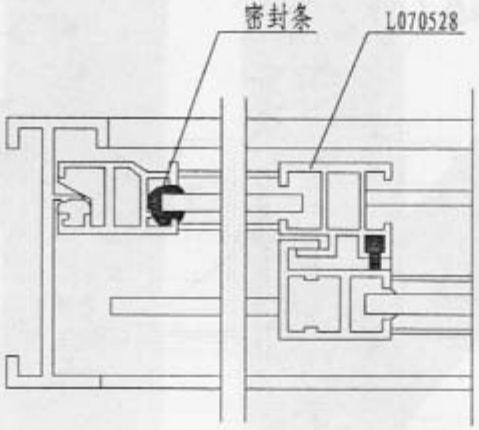
密封条
L070528

5 6

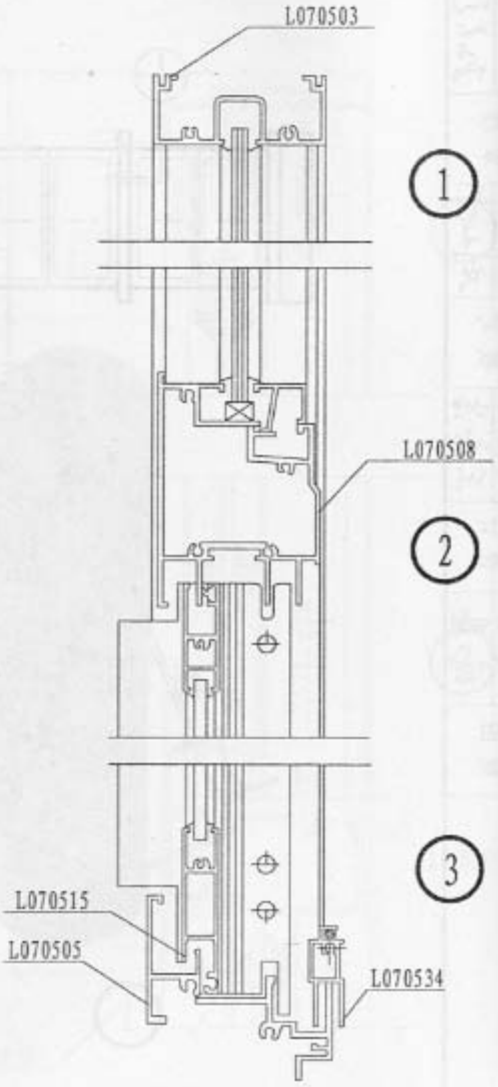
L070503
1
L070508
2
3
L070515
L070505
L070534

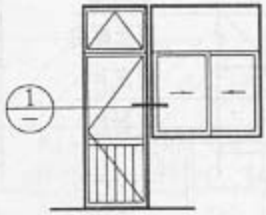
1

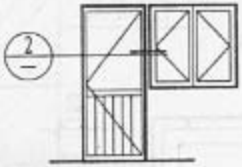
2

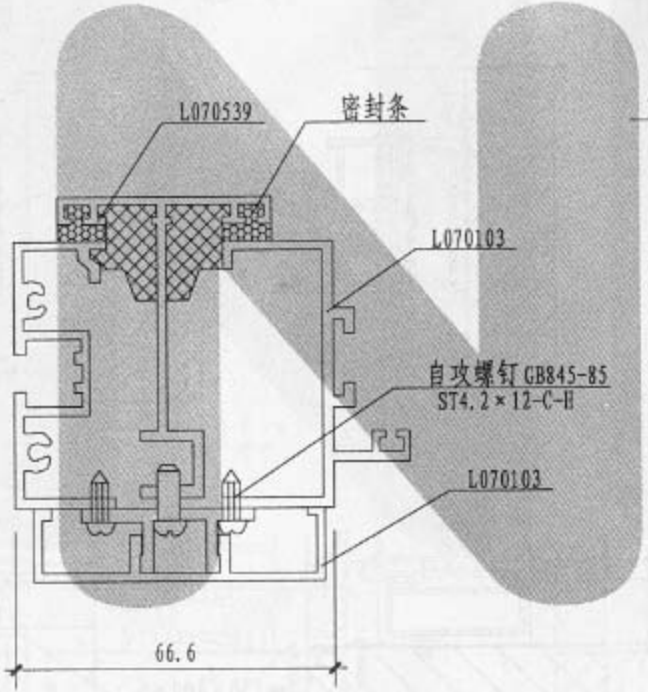
L070539
密封条
L070103
自攻螺钉 GB845-85
ST4.2×12-C-H
L070103
66.6

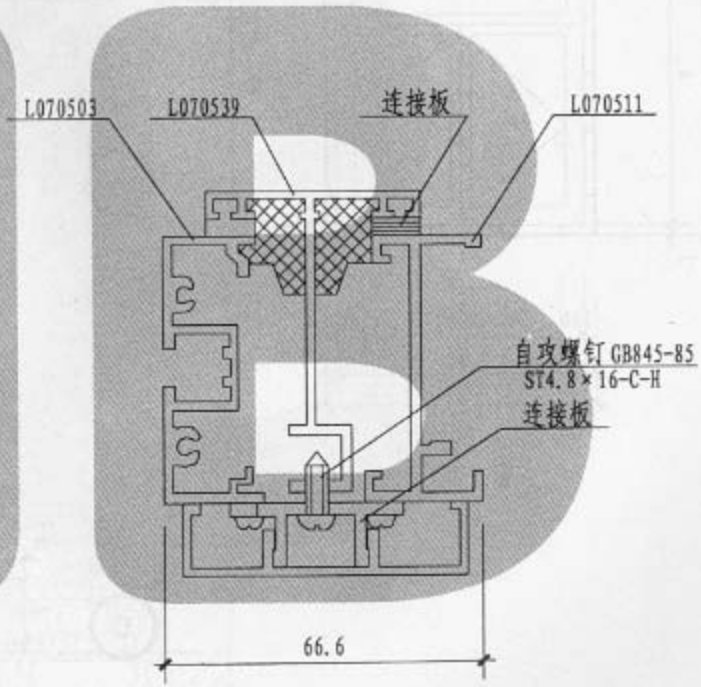
L070503
L070539
连接板
L070511
自攻螺钉 GB845-85
ST4.8×16-C-H
连接板
66.6

① ②

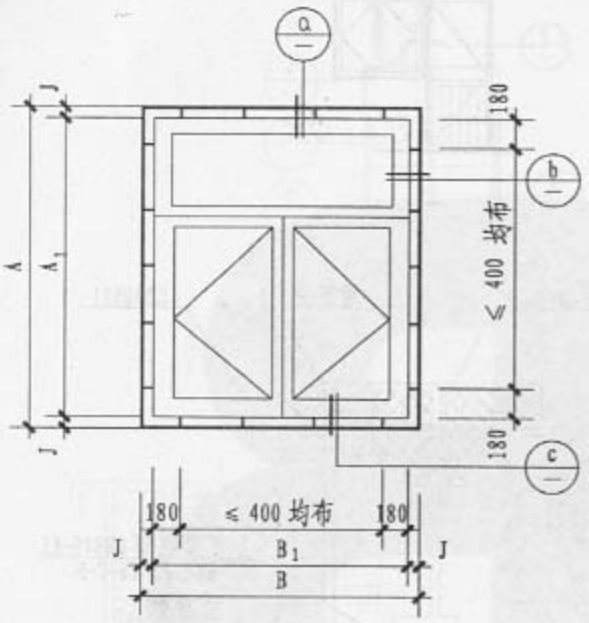

窗立面图

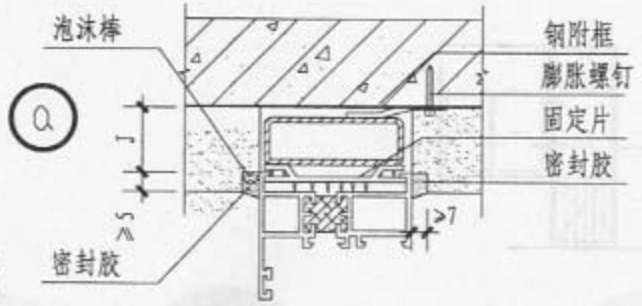

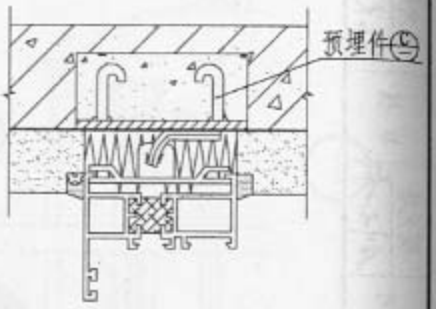

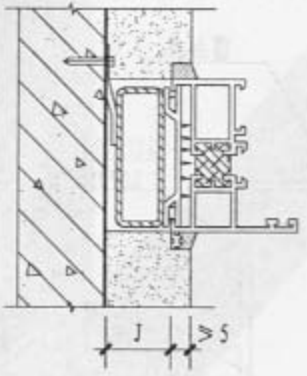

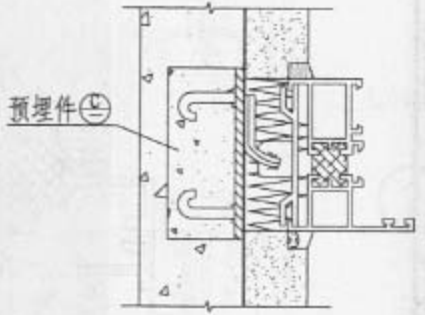

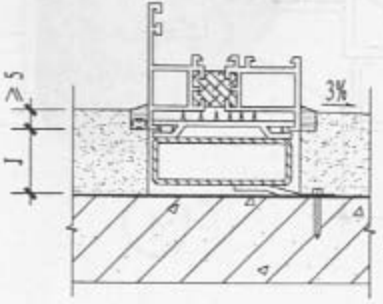

附框安装

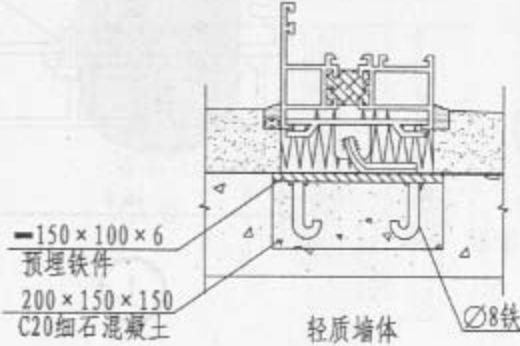

轻质墙体

注：附框可适用安装于砖墙、混凝土墙、轻质墙。

铝合金窗框上墙安装详图（一）

图集号	05J4-1
页	86

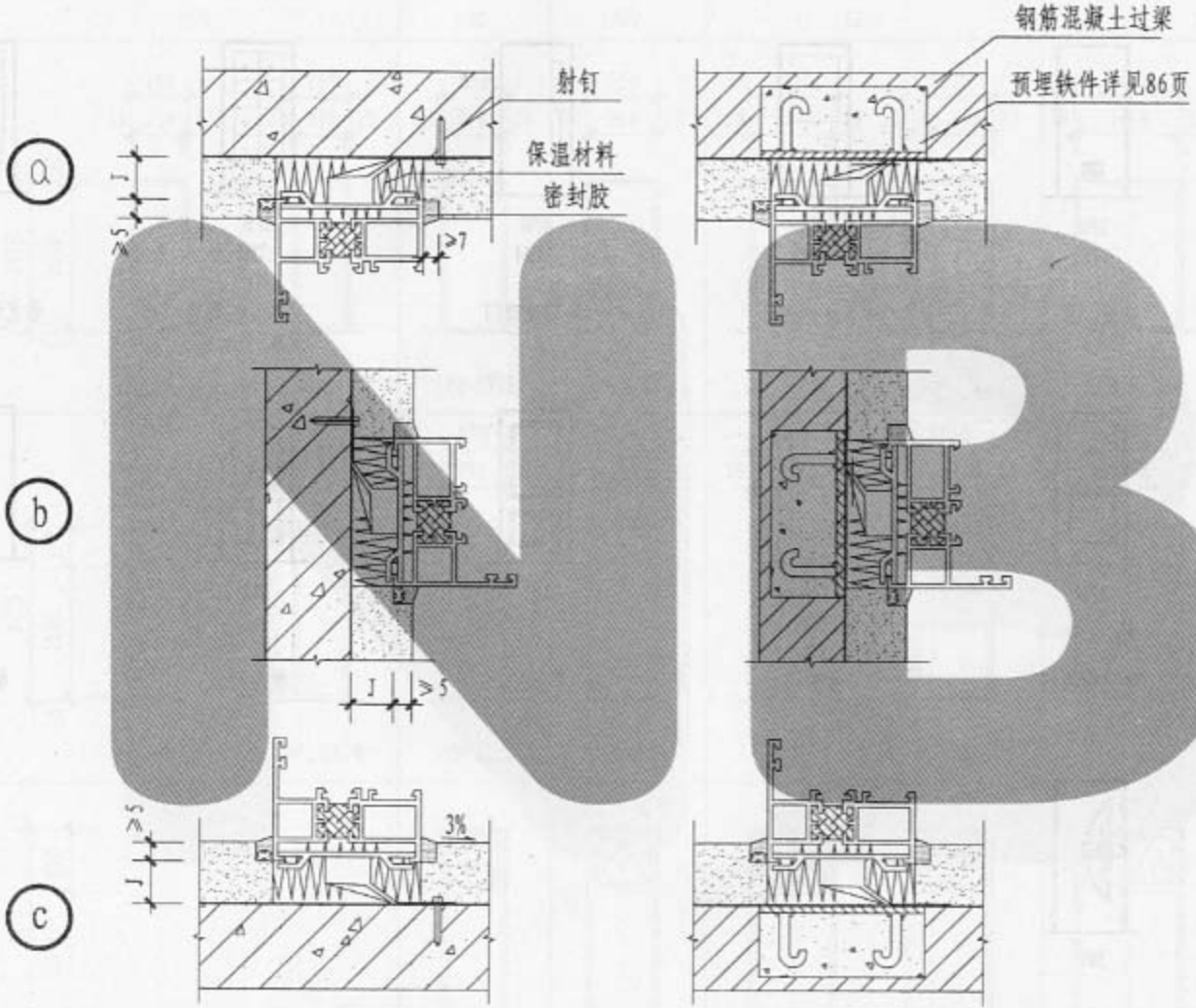

注：附框可适用安装于砖墙、混凝土墙、轻质墙。

1PM
1TM1

夹板门

2PM
1TM2

夹板百页门

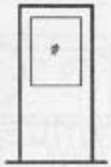

3PM
1TM3

半玻夹板门

4PM
1TM4

条形玻璃门

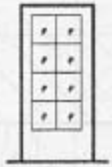

5PM
1TM5
3TM

实木花格镶整玻璃门

6PM
1TM6

铁艺镶整玻璃门

7PM

镶板门

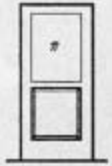

8PM

半玻镶板门

9PM
1TM7
2TM

全玻门

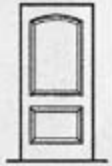

1MY

模压门

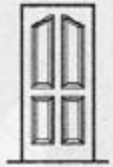

2MY

模压门

3MY

模压门

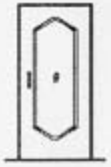

4MY

模压门

5MY

模压门

注：自本页起至118页为木门窗立面。

木门类型及编号	图集号	05J4-1
	页	88

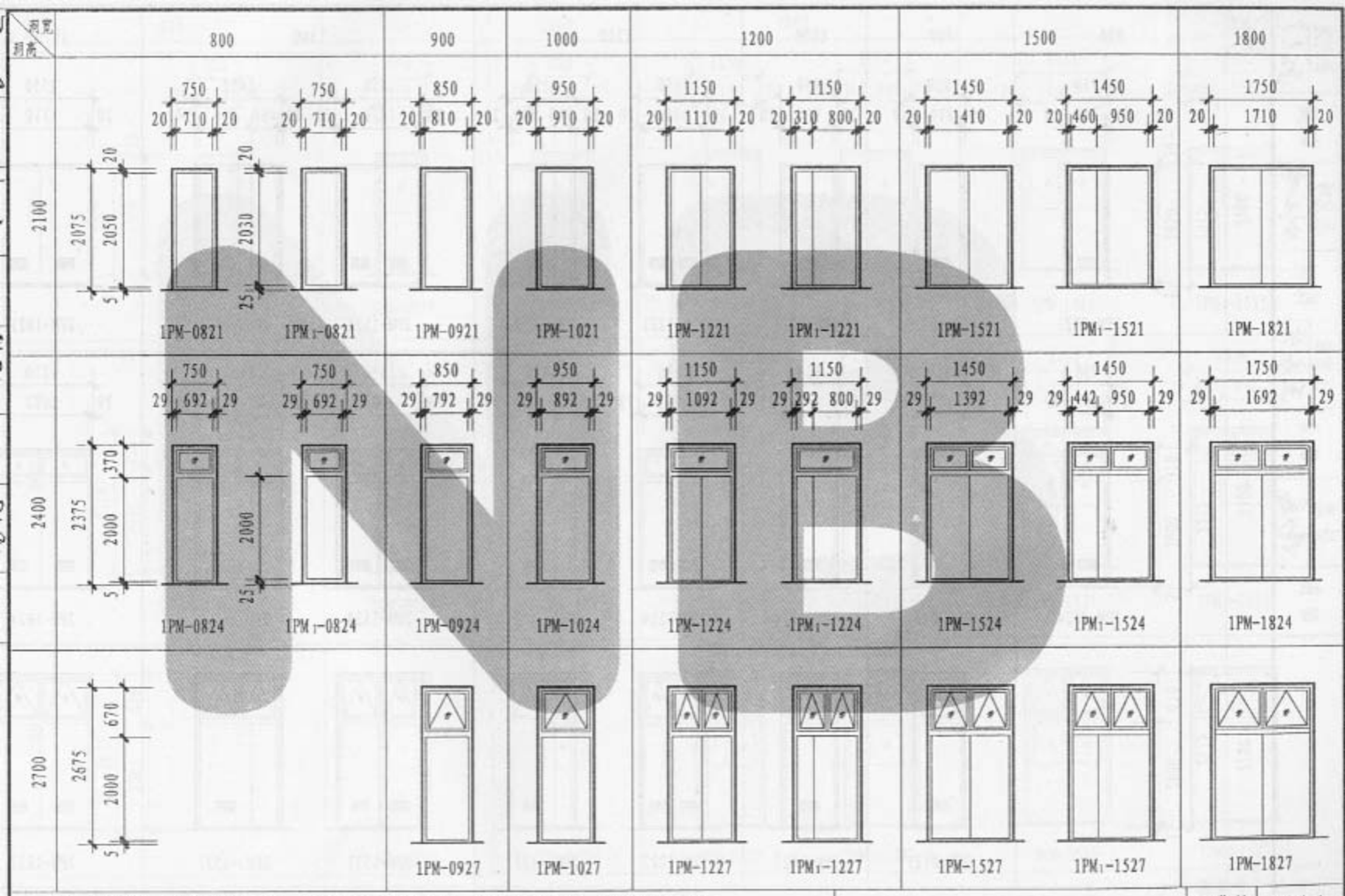

注：扫地缝用于浴厕时为 25，用于其它房间时为5。门窗开启形式，以设计图为准。

1PM 平开夹板门立面

图集号	05J4-1
页	89

洞口宽 / 洞口高	800	900	1000	1200		1500		1800
2100	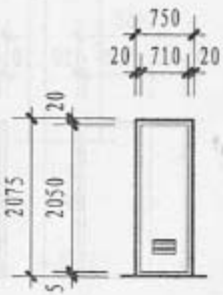 2PM-0821	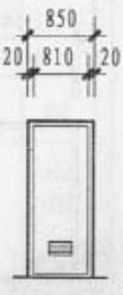 2PM-0921	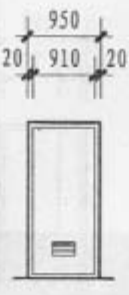 2PM-1021	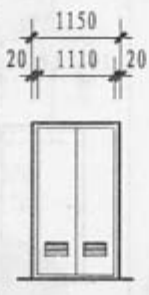 2PM-1221	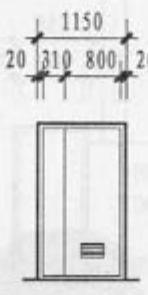 2PM$_1$-1221	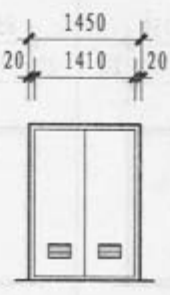 2PM-1521	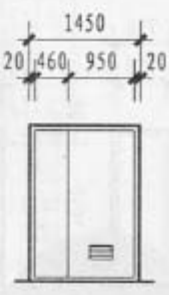 2PM$_1$-1521	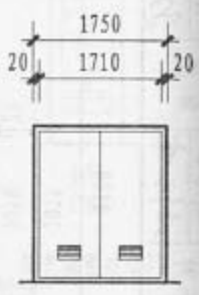 2PM-1821
2400	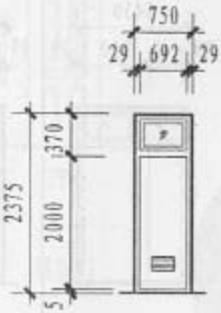 2PM-0824	2PM-0924	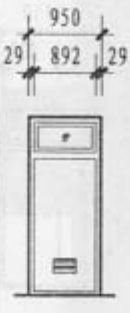 2PM-1024	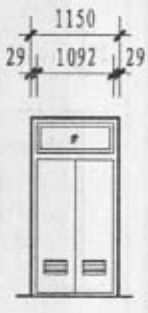 2PM-1224	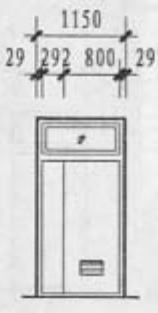 2PM$_1$-1224	2PM-1524	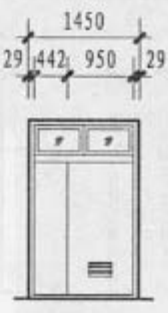 2PM$_1$-1524	2PM-1824
2700		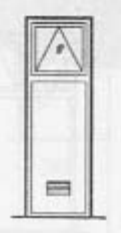 2PM-0927	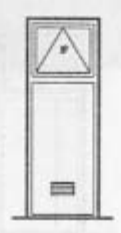 2PM-1027	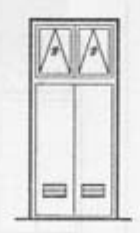 2PM-1227	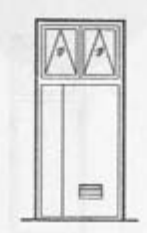 2PM$_1$-1227	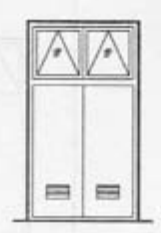 2PM-1527	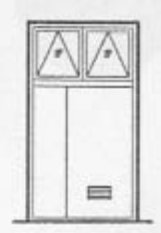 2PM$_1$-1527	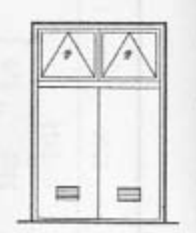 2PM-1827

2PM 平开夹板百页门立面

图集号	05J4-1
页	90

洞宽 / 洞高	800	900	1000	1200		1500	
2100	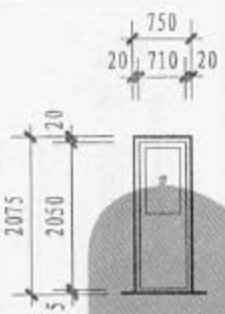 3PM-0821	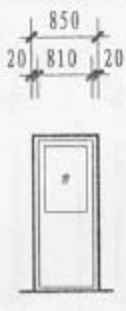 3PM-0921	3PM-1021	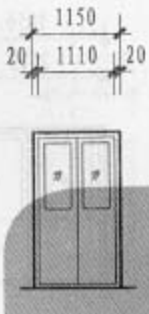 3PM-1221	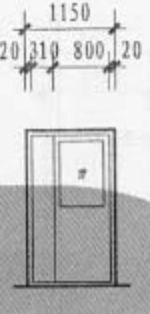 3PM$_1$-1221	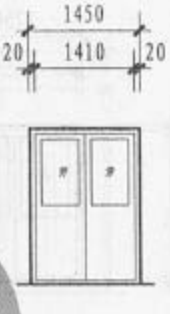 3PM-1521	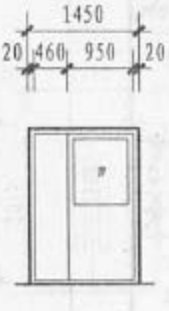 3PM$_1$-1521
2400	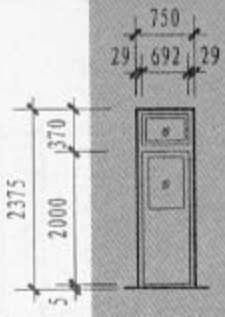 3PM-0824	3PM-0924	 3PM-1024	 3PM-1224	3PM$_1$-1224	 3PM-1524	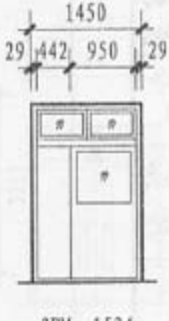 3PM$_1$-1524
2700	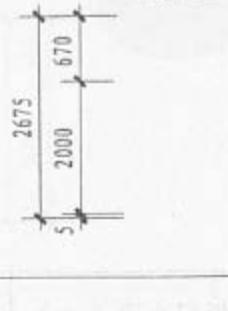	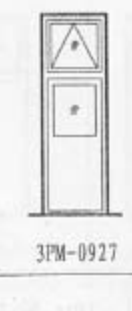 3PM-0927	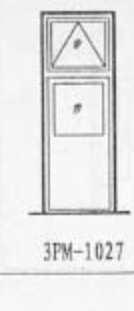 3PM-1027	3PM-1227	3PM$_1$-1227	3PM-1527	3PM$_1$-1527

NB

洞宽 / 标高	1800	2100
2100	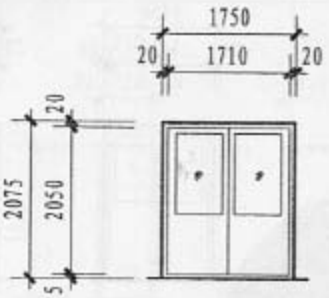 3PM-1821	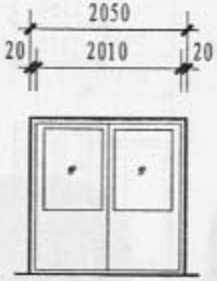 3PM-2121
2400	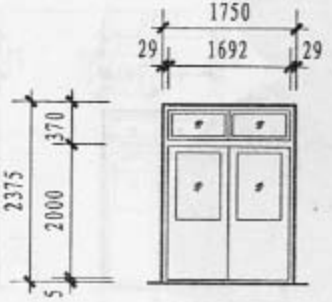 3PM-1824	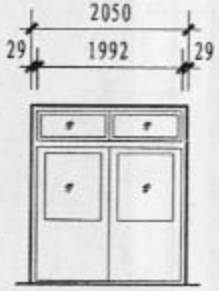 3PM-2124
2700	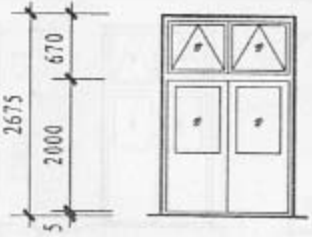 3PM-1827	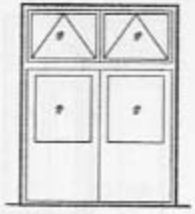 3PM-2127

3PM 平开半玻夹板门立面（二）

图集号	05J4-1
页	92

洞宽 / 洞高	800	900	1000	1200		1500		1800
2100	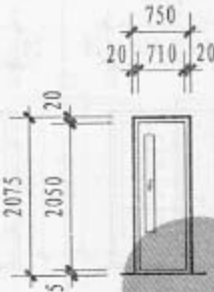 4PM-0821	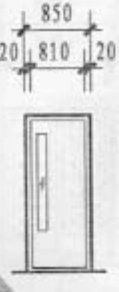 4PM-0921	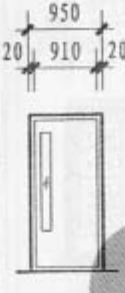 4PM-1021	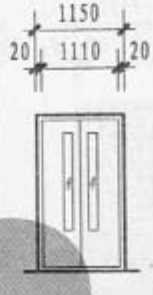 4PM-1221	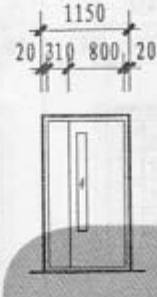 4PM1-1221	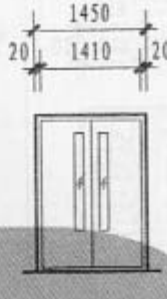 4PM-1521	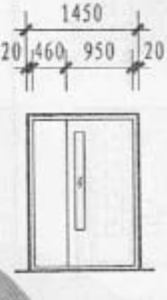 4PM1-1521	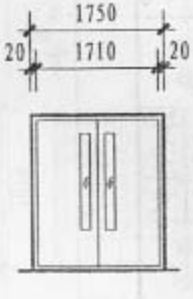 4PM-1821
2400	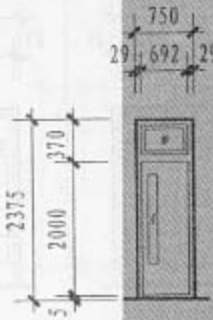 4PM-0824	4PM-0924	4PM-1024	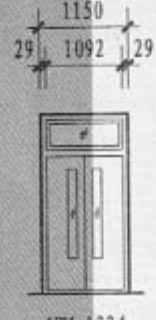 4PM-1224	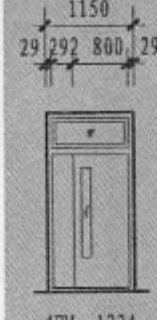 4PM1-1224	 4PM-1524	4PM1-1524	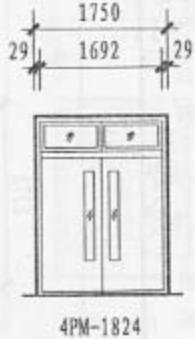 4PM-1824
2700	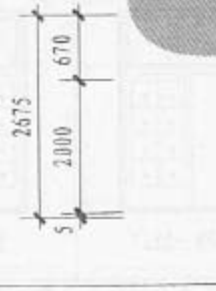	 4PM-0927	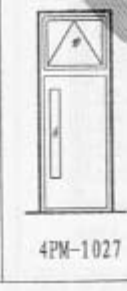 4PM-1027	4PM-1227	4PM1-1227	4PM-1527	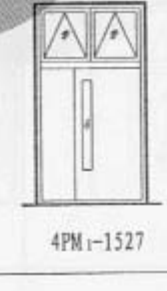 4PM1-1527	4PM-1827

4PM 平开条形玻璃门立面

图集号	05J4-
页	93

洞宽 / 洞高	800	900	1000	1200		1500		1800
2100	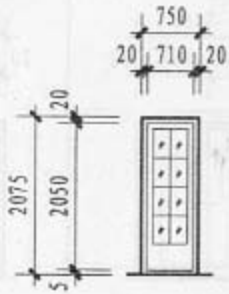 5PM-0821	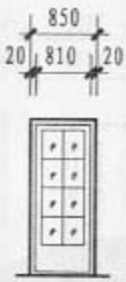 5PM-0921	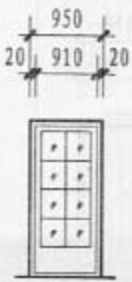 5PM-1021	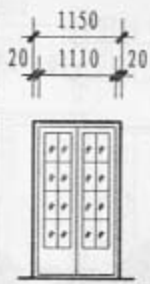 5PM-1221	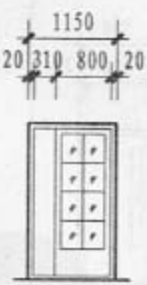 5PM$_1$-1221	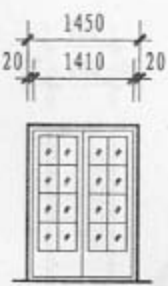 5PM-1521	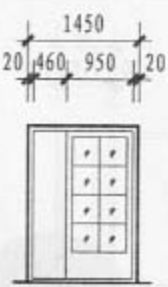 5PM$_1$-1521	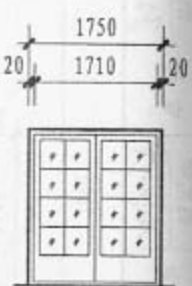 5PM-1821
2400	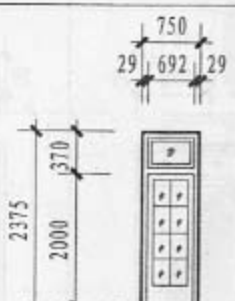 5PM-0824	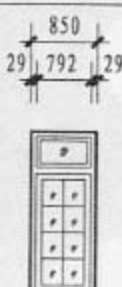 5PM-0924	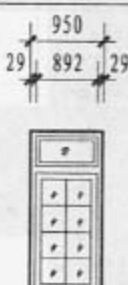 5PM-1024	5PM-1224	5PM$_1$-1224	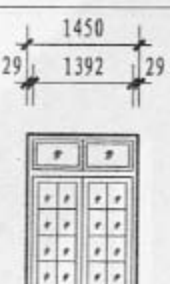 5PM-1524	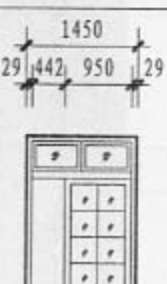 5PM$_1$-1524	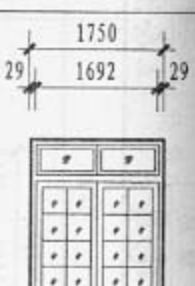 5PM-1824
2700	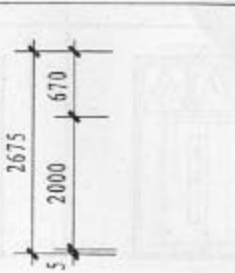	5PM-0927	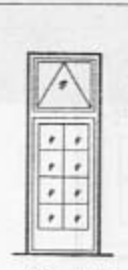 5PM-1027	 5PM-1227	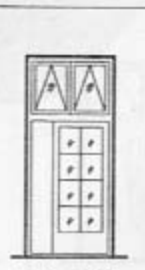 5PM$_1$-1227	 5PM-1527	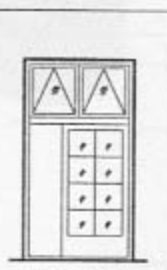 5PM$_1$-1527	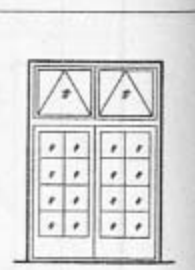 5PM-1827

5PM 平开实木花格镶整玻璃门立面

图集号	05J4-1
页	94

洞高 \ 洞宽	800	900	1000	1200		1500		1800
2100	6PM-0821	6PM-0921	6PM-1021	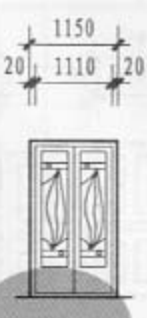 6PM-1221	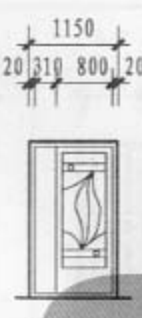 6PM$_1$-1221	 6PM-1521	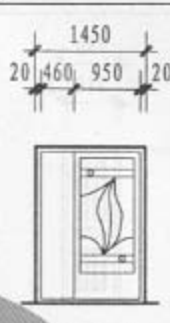 6PM$_1$-1521	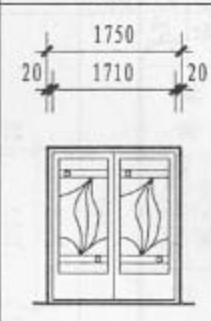 6PM-1821
2400	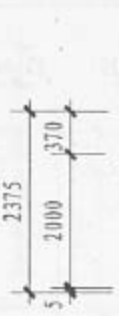 6PM-0824	6PM-0924	6PM-1024	6PM-1224	6PM$_1$-1224	6PM-1524	6PM$_1$-1524	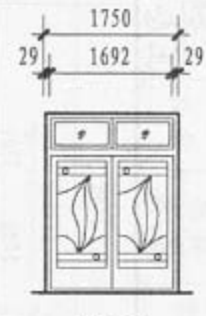 6PM-1824
2700	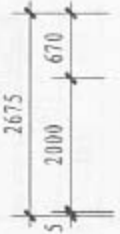	6PM-0927	6PM-1027	6PM-1227	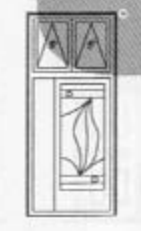 6PM$_1$-1227	 6PM-1527	6PM$_1$-1527	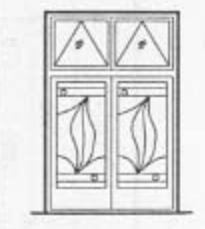 6PM-1827

注：铁艺花饰仅为示意，具体工程应由设计人会同建设单位选定花饰品种。

6PM 平开铁艺镶玻璃门立面

图集号	05J4-1
页	95

洞高 \ 洞宽	800	900	1000	1200		1500	
2100	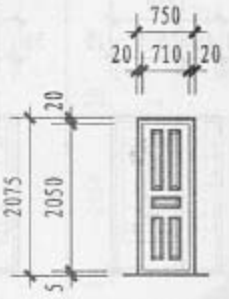 7PM-0821	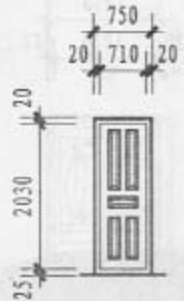 7PM1-0821	7PM-0921	7PM-1021	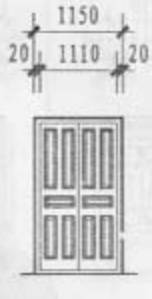 7PM-1221	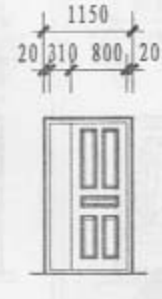 7PM1-1221	7PM-1521	7PM1-1521
2400	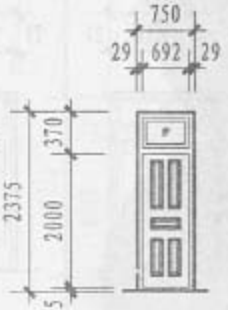 7PM-0824	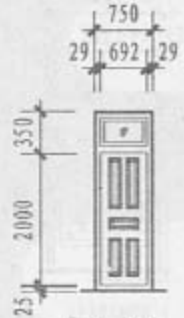 7PM1-0824	7PM-0924	7PM-1024	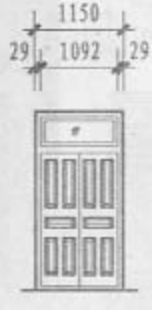 7PM-1224	7PM1-1224	 7PM-1524	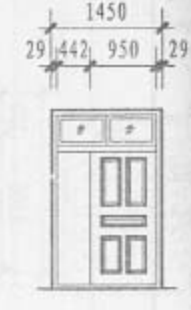 7PM1-1524
2700			7PM-0927	7PM-1027	7PM-1227	7PM1-1227	7PM-1527	7PM1-1527

洞宽
洞高

1800	2100	
2100	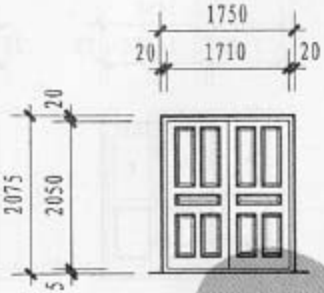 7PM-1821	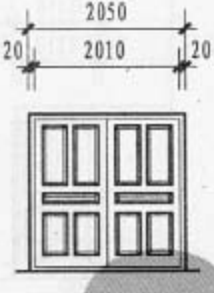 7PM-2121
2400	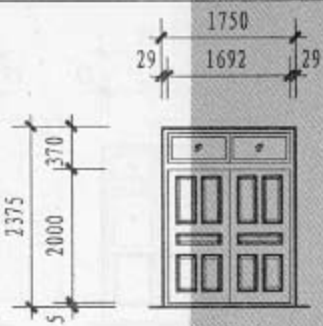 7PM-1824	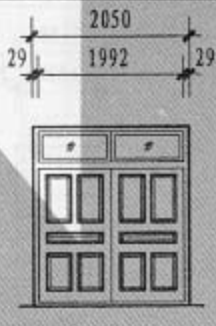 7PM-2124
2700	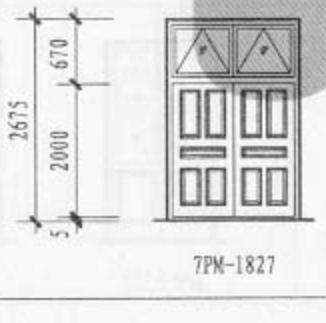 7PM-1827	7PM-2127

NB

7PM 平开镶板门立面（二）

图集号	05J4-1
页	97

洞高 \ 洞宽	800	900	1000	1200		1500	
2100	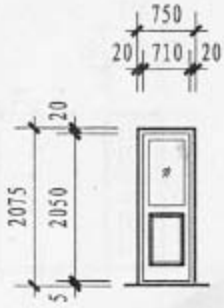 8PM-0821	 8PM-0921	 8PM-1021	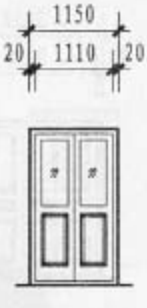 8PM-1221	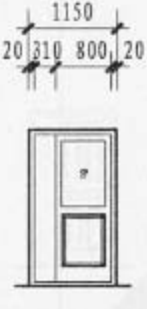 8PM1-1221	 8PM-1521	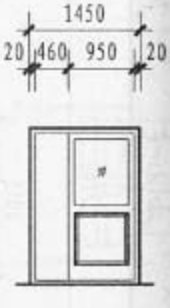 8PM1-1521
2400	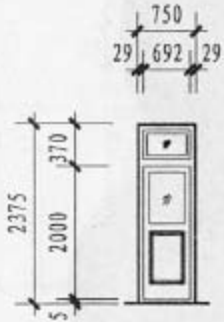 8PM-0824	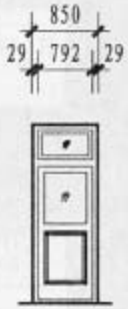 8PM-0924	8PM-1024	8PM-1224	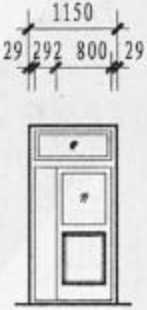 8PM1-1224	8PM-1524	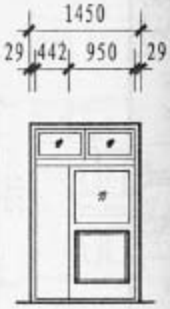 8PM1-1524
2700		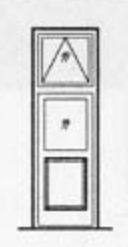 8PM-0927	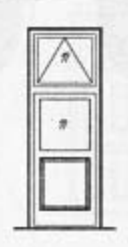 8PM-1027	8PM-1227	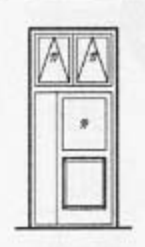 8PM1-1227	 8PM-1527	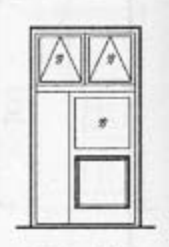 8PM1-1527

8PM 平开半玻镶板门立面（一）

图集号	05J4-1
页	98

洞口宽 / 洞口高

洞口高 \ 洞口宽	1800	2100
2100	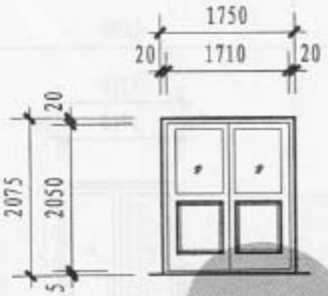 8PM-1821	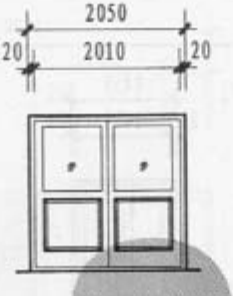 8PM-2121
2400	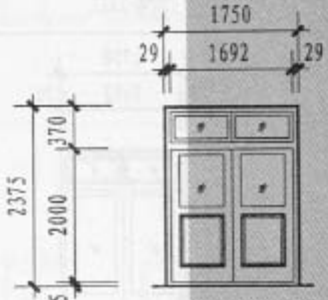 8PM-1824	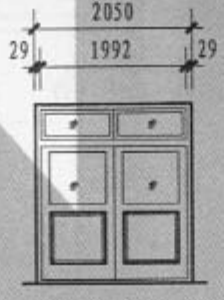 8PM-2124
2700	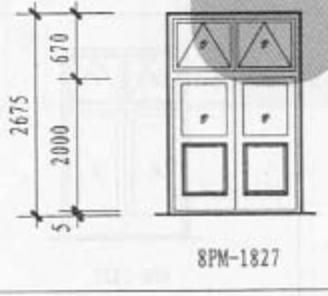 8PM-1827	8PM-2127

NB

8PM 平开半玻镶板门立面（二）

图集号	05J4-1
页	99

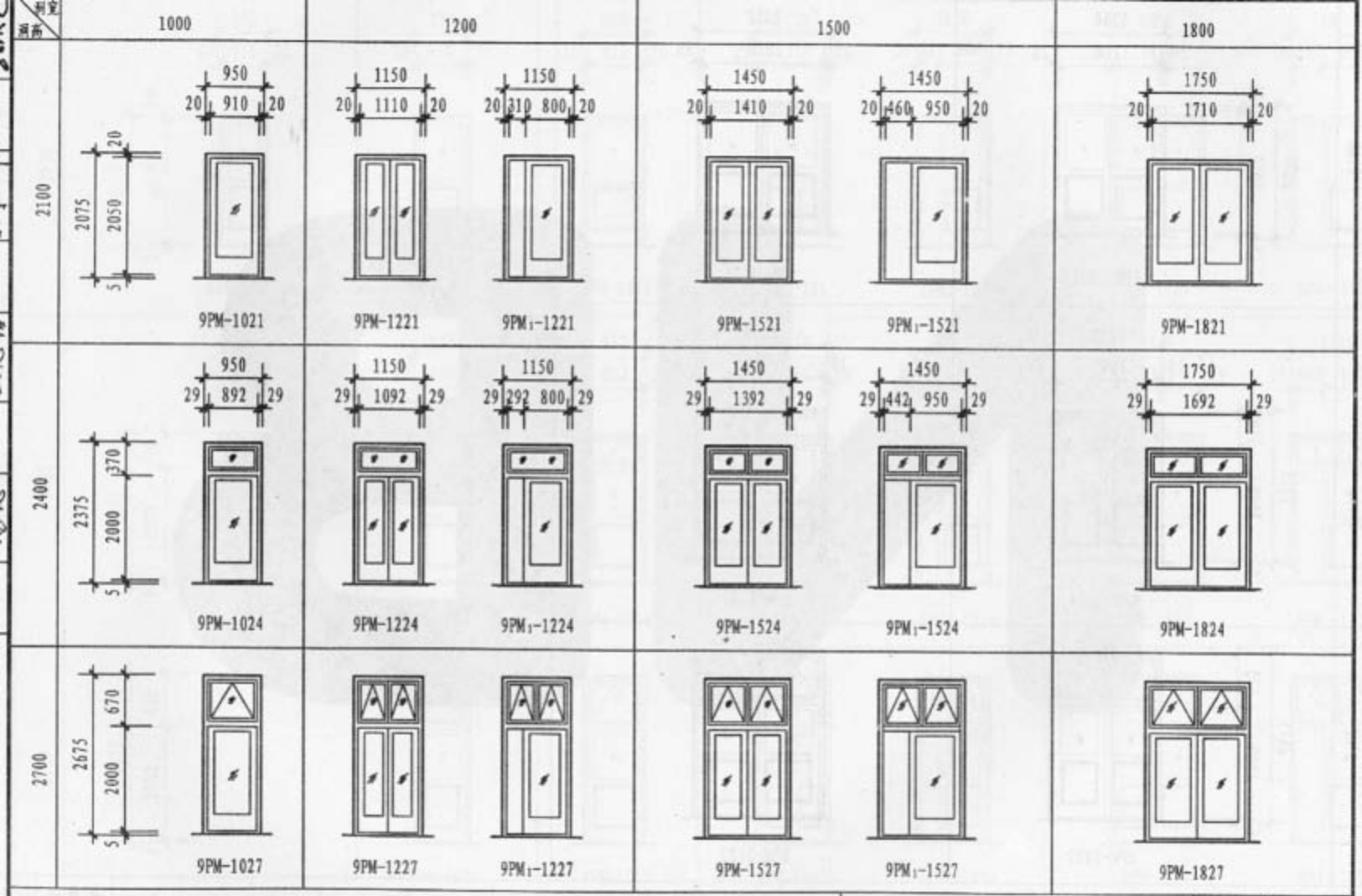

	9PM 平开全玻门立面（一）	图集号	05J4-1
		页	100

洞高 \ 洞宽	2700	3000	3600
2700	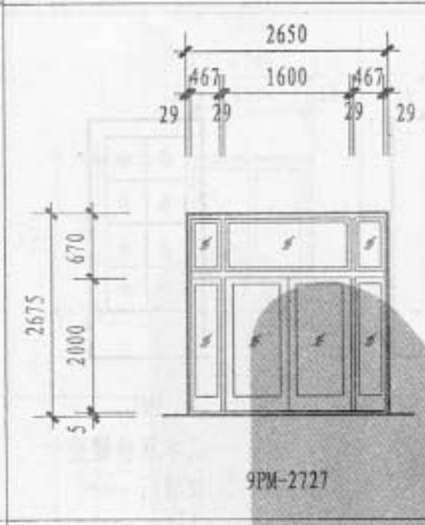	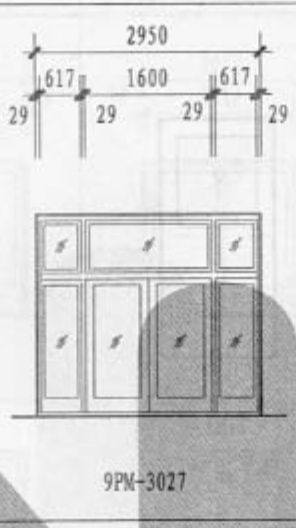	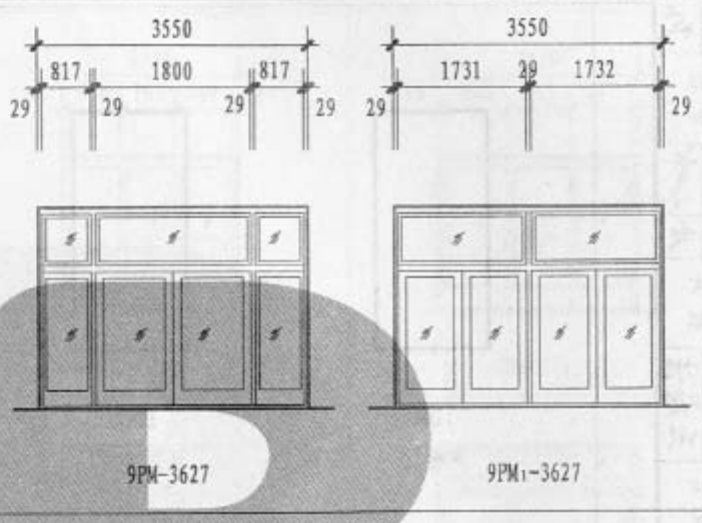
3000	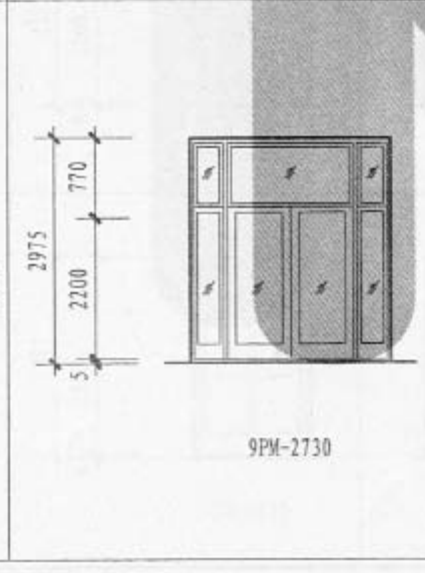	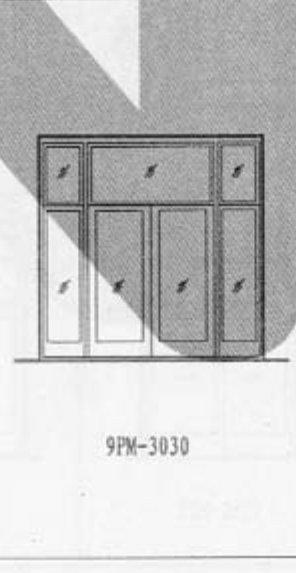	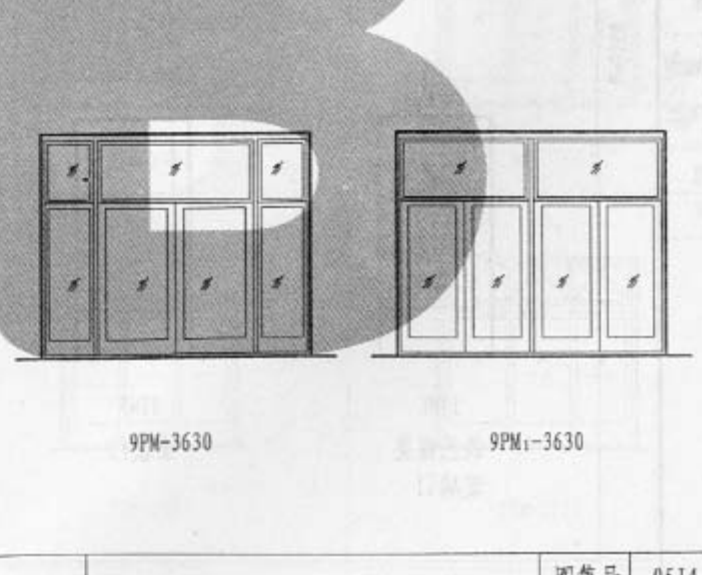

NB

800<b<1000

h=2100

1TM1
夹板门



1TM2
百页夹板门

1TM3
镶半玻璃门

1TM4
镶侧条玻璃门

1TM5
实木花格镶整
玻璃门

1TM6
铁艺镶整
玻璃门

1TM7
全玻门

1TM 单扇推拉门立面

图集号	05J4-1
页	102

洞高 \ 洞宽	1600	1800	2100	2400	2700
2100	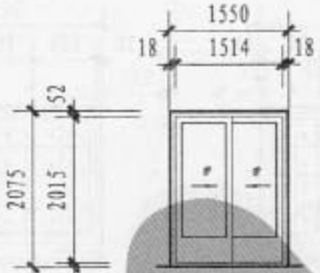 2TM-1621	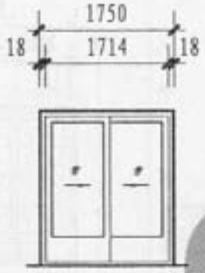 2TM-1821	 2TM-2121	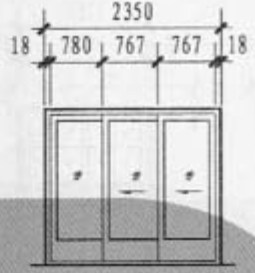 2TM-2421	2TM-2721
2400	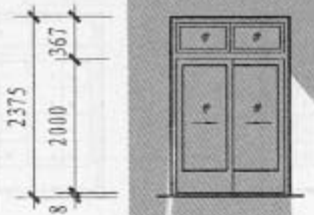 2TM-1624	2TM-1824	 2TM-2124	 2TM-2424	 2TM-2724
2700	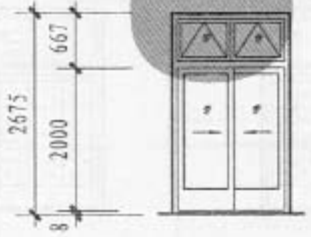 2TM-1627	2TM-1827	 2TM-2127	 2TM-2427	2TM-2727

NJB

2TM 多扇推拉门立面

洞宽 / 洞高	1600	1800	2100	2400	2700
2100	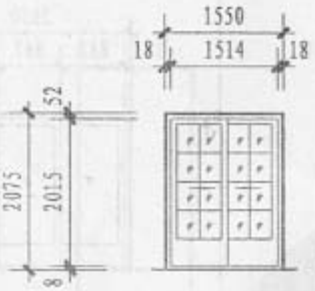 3TM-1621	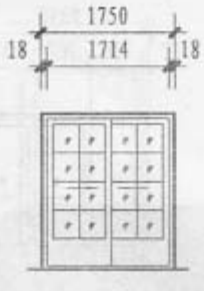 3TM-1821	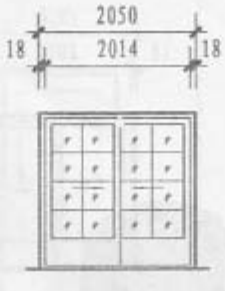 3TM-2121	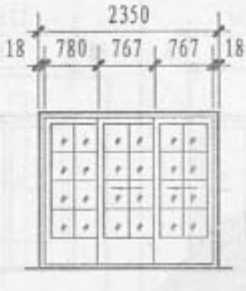 3TM-2421	 3TM-2721
2400	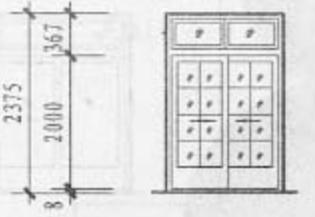 3TM-1624	3TM-1824	3TM-2124	 3TM-2424	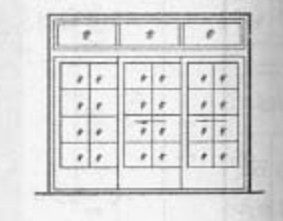 3TM-2724
2700	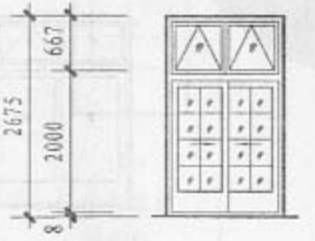 3TM-1627	 2TM-1827	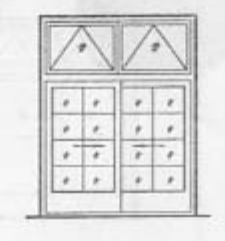 3TM-2127	 3TM-2427	 3TM-2727

3TM 多扇推拉门立面

图集号	05J4-1
页	104

洞宽 / 洞高	3300	3600	3300	3600
2400	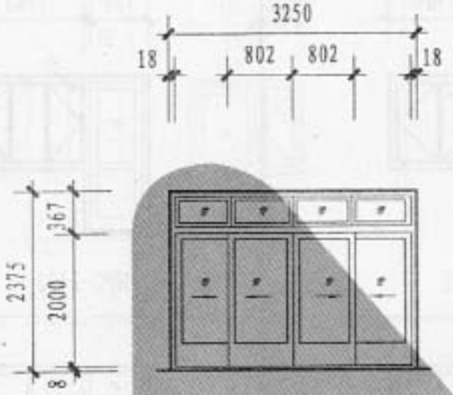 2TM-3324	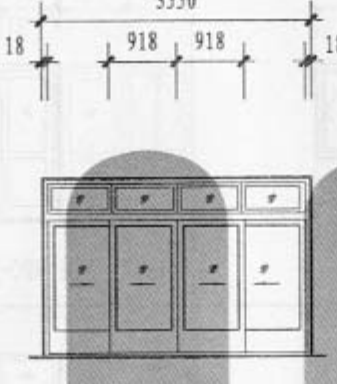 2TM-3624	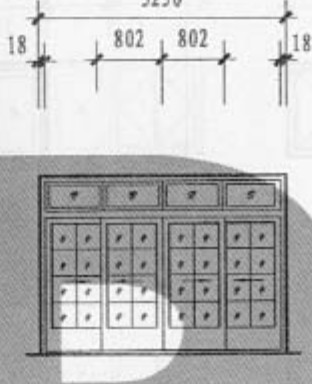 3TM-3324	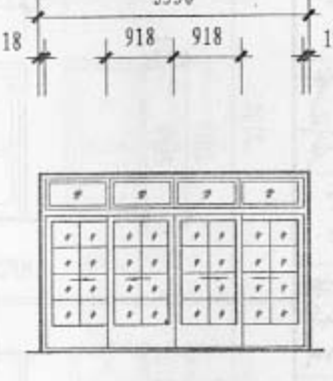 3TM-3624
2700	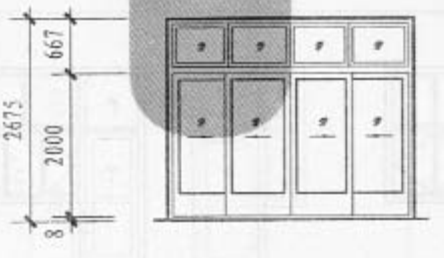 2TM-3327	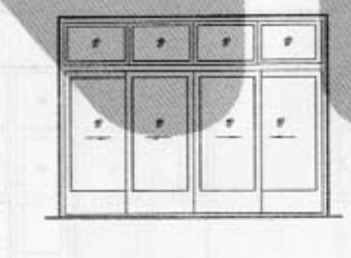 2TM-3627	 3TM-3327	 3TM-3627

NJB

洞高 \ 洞宽	1500	1800	2100	2400
2100	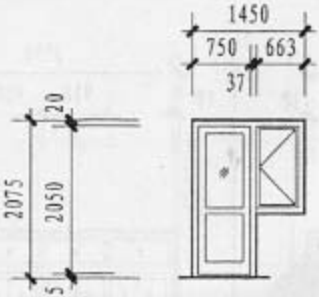 MPC-1521	MPC-1821	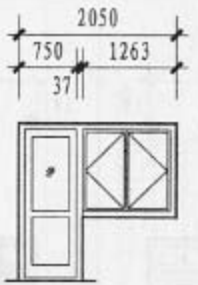 MPC-2121	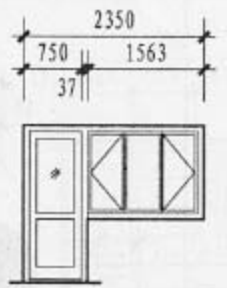 MPC-2421
2400	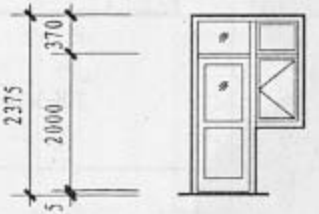 MPC-1524	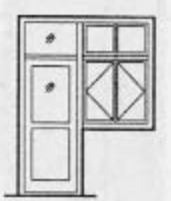 MPC-1824	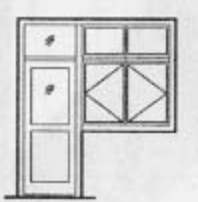 MPC-2124	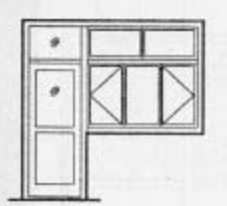 MPC-2424
2700	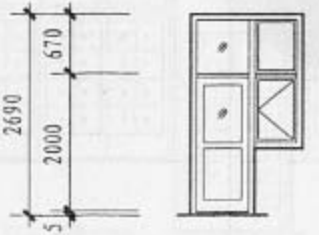 MPC-1527	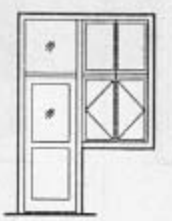 MPC-1827	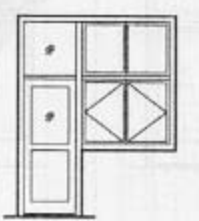 MPC-2127	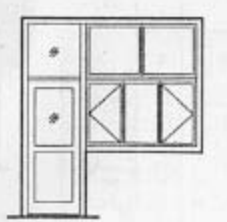 MPC-2427

注：门洞口宽800。

MPC 门连平开窗立面（一）

图集号	05J4-1
页	106

洞高 \ 洞宽	1500	1800	2100	2400
2100	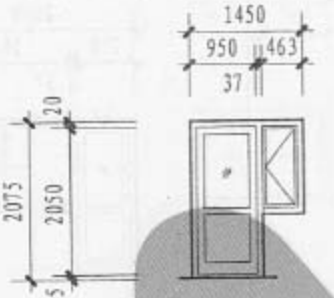 MPC1-1521	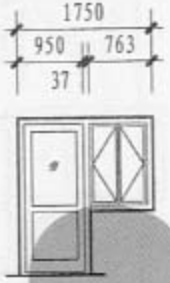 MPC1-1821	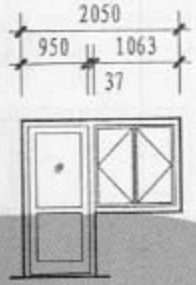 MPC1-2121	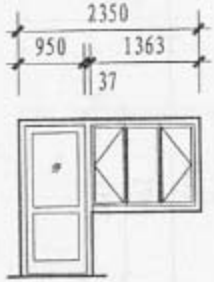 MPC1-2421
2400	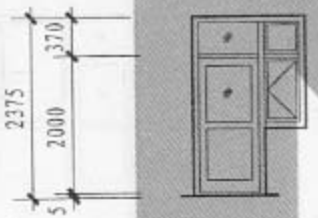 MPC1-1524	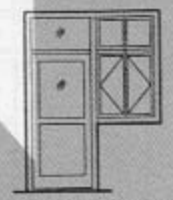 MPC1-1824	MPC1-2124	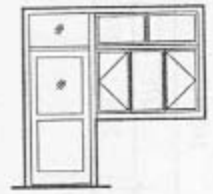 MPC1-2424
2700	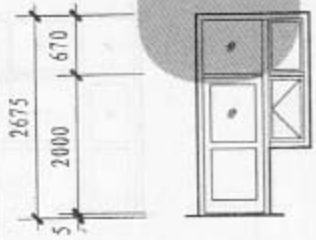 MPC1-1527	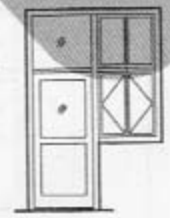 MPC1-1827	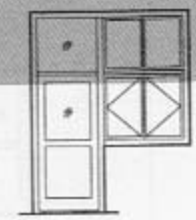 MPC1-2127	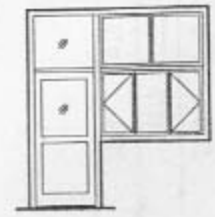 MPC1-2424

注：门洞口宽1000供残疾人轮椅通行。

MPC 门连平开窗立面（二）

图集号	05J4-1
页	107

洞宽 / 洞高	1800	2100	2400	2700
2100	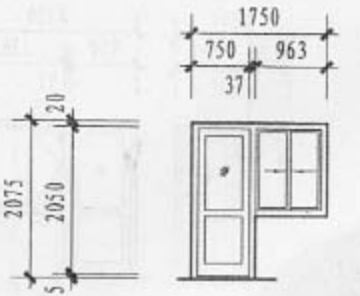 MTC-1821	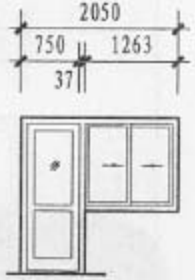 MTC-2121	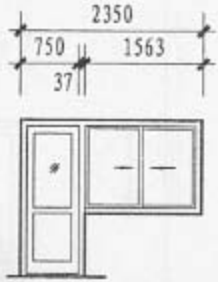 MTC-2421	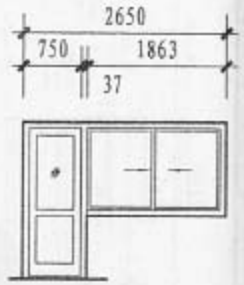 MTC-2721
2400	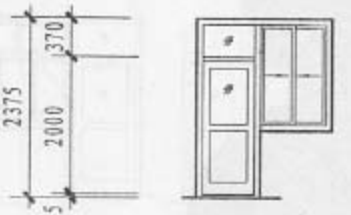 MTC-1824	MTC-2124	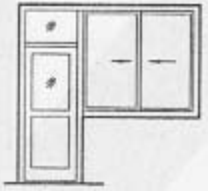 MTC-2424	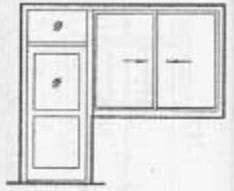 MTC-2724
2700	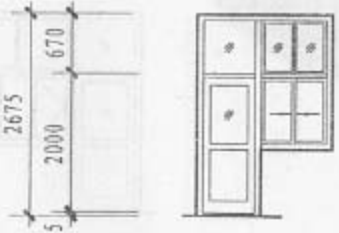 MTC-1827	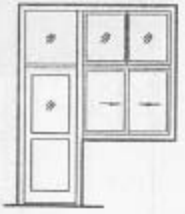 MTC-2127	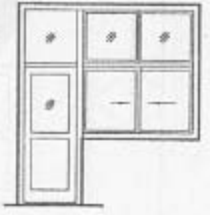 MTC-2427	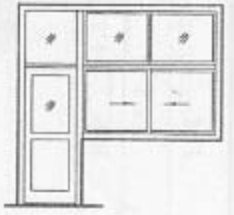 MTC-2727

注：门洞口宽800.

MTC 门连推拉窗立面（一）

图集号	05J4-1
页	108

洞宽 / 洞高	1800	2100	2400	2700
2100	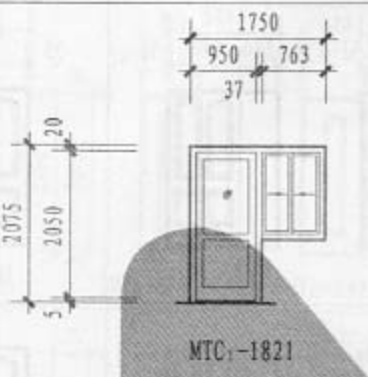 MTC1-1821	MTC1-2121	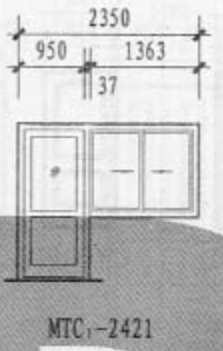 MTC1-2421	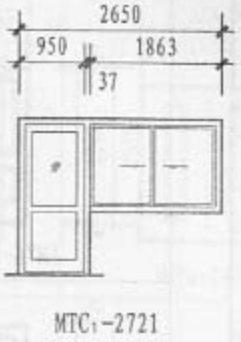 MTC1-2721
2400	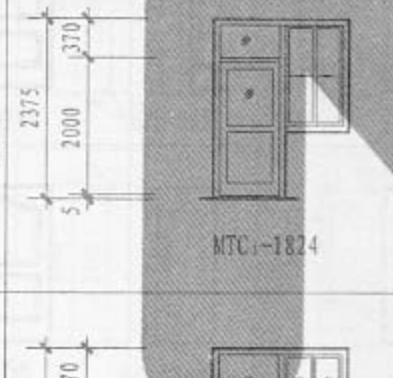 MTC1-1824	MTC1-2124	MTC1-2424	MTC1-2724
2700	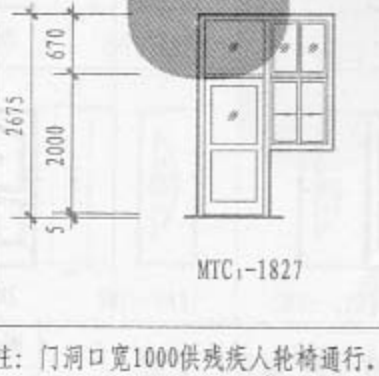 MTC1-1827	MTC1-2127	MTC1-2427	MTC1-2727

注：门洞口宽1000供残疾人轮椅通行。

MTC 门连推拉窗立面（二）

图集号	05J4-1
页	109

洞宽 / 洞高	800	900	1000	1200		1500		1800
2100	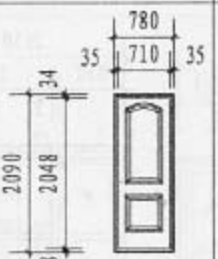 1MYa-0821	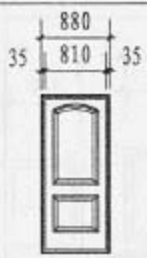 1MYa-0921	1MYa-1021	1MYa-1221	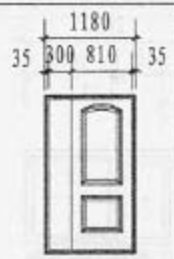 1MYa$_1$-1221	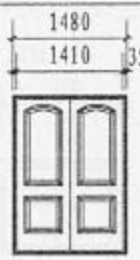 1MYa-1521	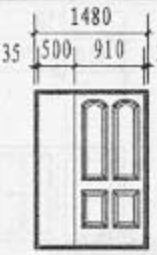 1MYa$_1$-1521	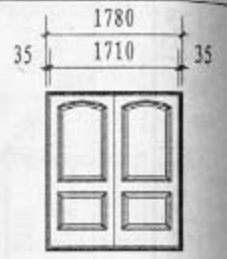 1MYa-1821
	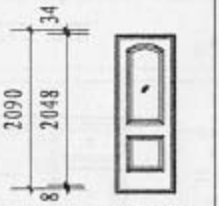 1MYb-0821	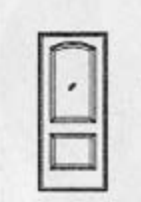 1MYb-0921	1MYb-1021	 1MYb-1221	1MYb$_1$-1221	1MYb-1521	1MYb$_1$-1521	1MYb-1821
	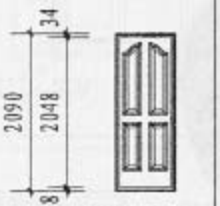 2MYa-0821	2MYa-0921	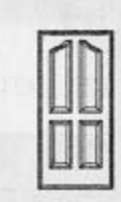 2MYa-1021	2MYa-1221		2MYa-1521		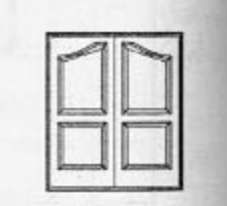 2MYa-1821
	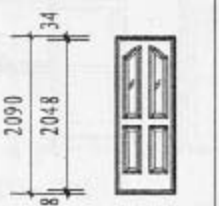 2MYb-0821	2MYb-0921	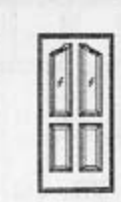 2MYb-1021	2MYb-1221		2MYb-1521		2MYb-1821

注：1、a为无玻璃模压门，b为镶玻璃模压门。

2、图中所示立面形式仅为示意，具体形式由设计人定。

1MY 2MY 模压门立面

图集号	05J4-1
页	110

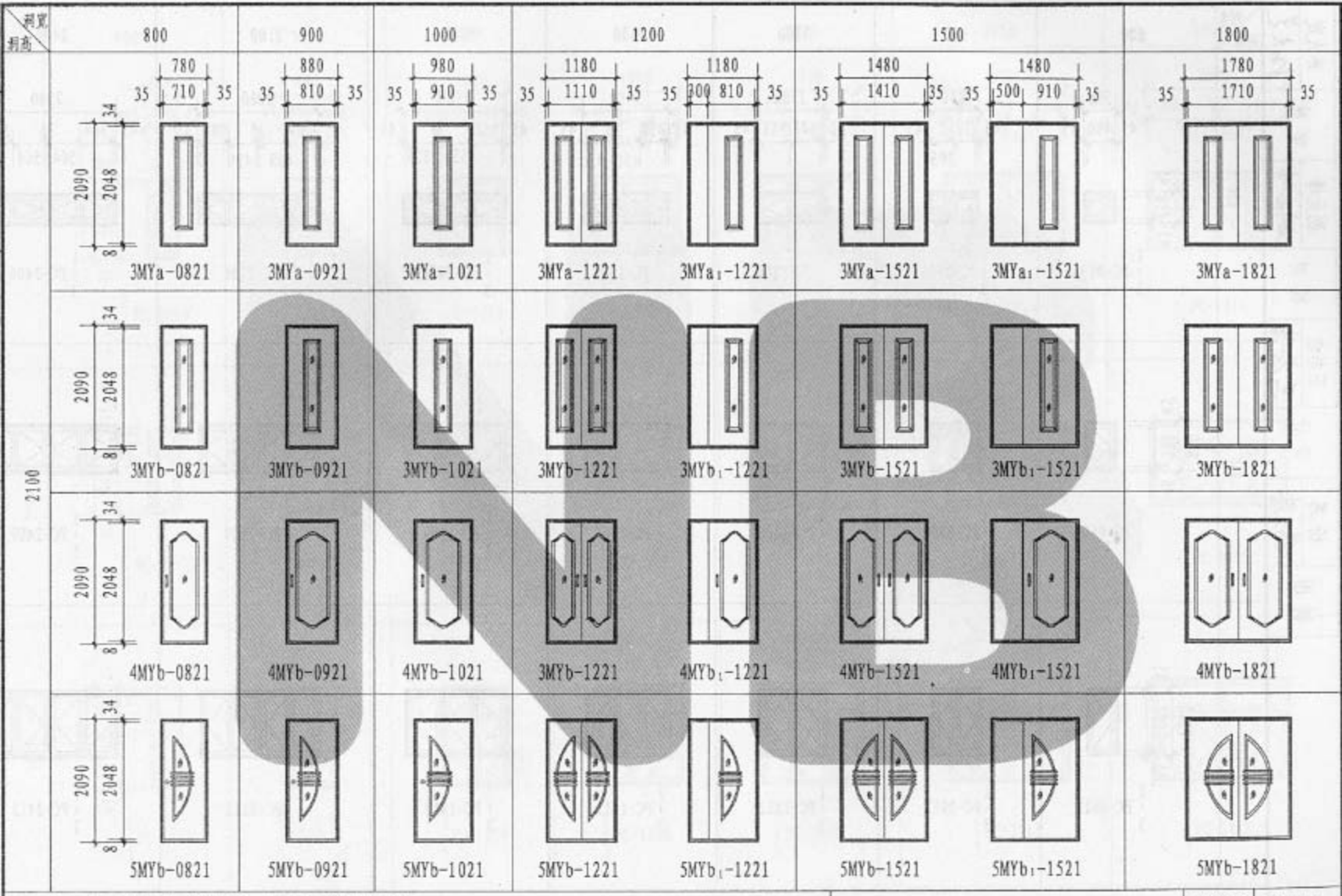

注：1、a为无玻璃模压门，b为镶玻璃模压门。

2、图中所示立面形式仅为示意，具体形式由设计人定。

3MY 4MY 5MY 模压门立面

图集号	05J4-1
页	111

洞高 \ 洞宽	600	900	1200	1500	1800	2100	2400
600	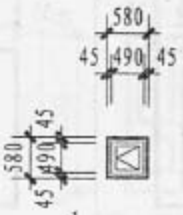 1:3 PC-0606	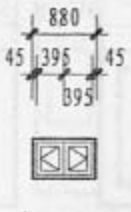 1:3 PC-0906	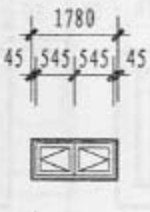 1:3 PC-1206	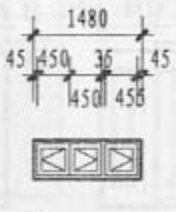 1:3 PC-1506	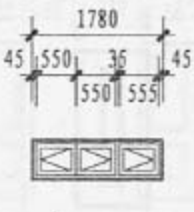 1:3 PC-1806	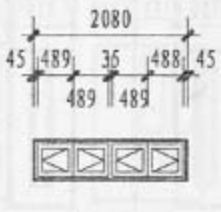 1:3 PC-2106	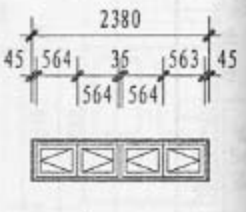 1:3 PC-2406
900	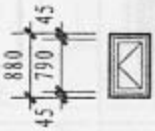 1:3 PC-0609	1:3 PC-0909	1:3 PC-1209	1:3 PC-1509	1:3 PC-1809	1:3 PC-2109	1:3 PC-2409
1200	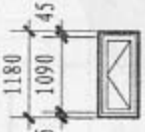 1:3 PC-0612	1:3 PC-0912	1:3 PC-1212	1:3 PC-1512	1:3 PC-1812	1:3 PC-2112	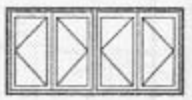 1:3 PC-2412

注：1PC为单玻平开窗。2PC为单玻带纱扇平开窗。3PC为中空玻璃带纱扇平开窗。
编号方法详见09页6.1、6.2条。

1:3 PC 平开窗立面（一）

图集号	05J4-1
页	112

洞宽 / 洞高	600	900	1200	1500	1800	2100	2400
1400	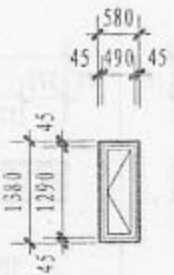 1/3 PC-0614	1/3 PC-0914	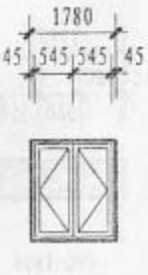 1/3 PC-1214	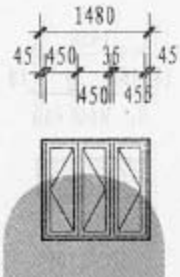 1/3 PC-1514	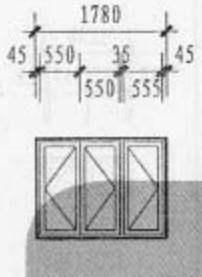 1/3 PC-1814	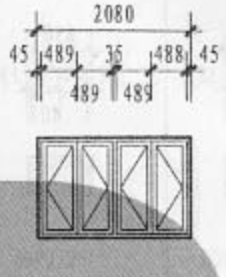 1/3 PC-2114	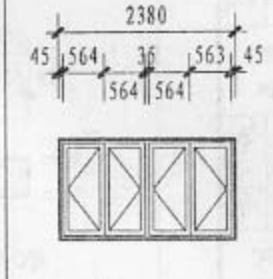 1/3 PC-2414
1500	1/3 PC-0615	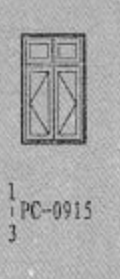 1/3 PC-0915	1/3 PC-1215	1/3 PC-1515	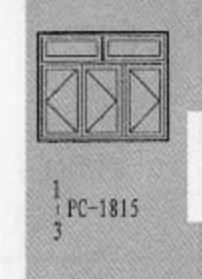 1/3 PC-1815	1/3 PC-2115	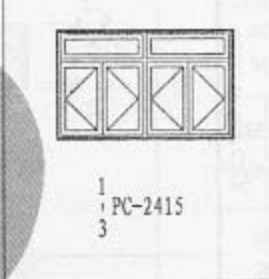 1/3 PC-2415
1800	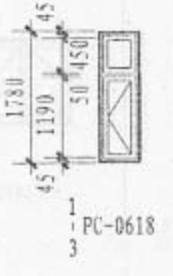 1/3 PC-0618	1/3 PC-0918	1/3 PC-1218	1/3 PC-1518	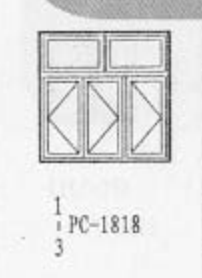 1/3 PC-1818	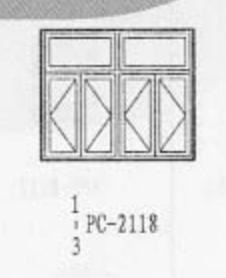 1/3 PC-2118	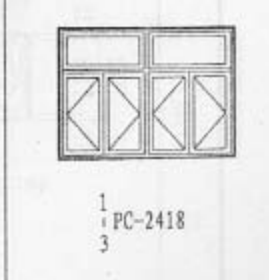 1/3 PC-2418

JB

1/3 PC 平开窗立面（二）

洞宽 / 洞高	600	900	1200	1500	1800	2100	2400
600	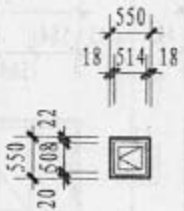 4PC-0606	4PC-0906	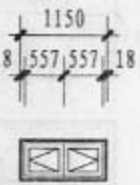 4PC-1206	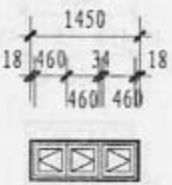 4PC-1506	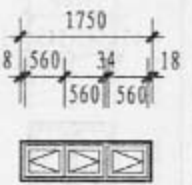 4PC-1806	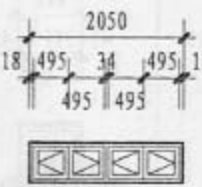 4PC-2106	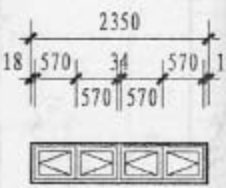 4PC-2406
900	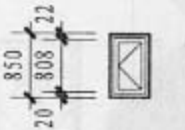 4PC-0609	4PC-0909	4PC-1209	4PC-1509	4PC-1809	4PC-2109	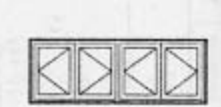 4PC-2409
1200	4PC-0612	4PC-0912	4PC-1212	4PC-1512	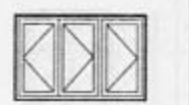 4PC-1812	 4PC-2112	4PC-2412

洞高 / 洞宽	600	900	1200	1500	1800	2100	2400
1400	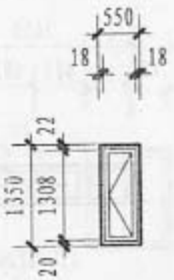 4PC-0614	4PC-0914	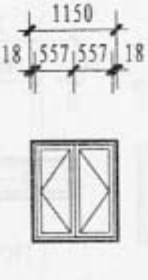 4PC-1214	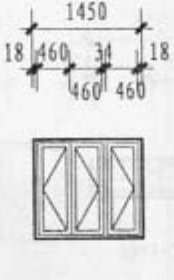 4PC-1514	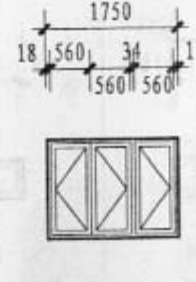 4PC-1814	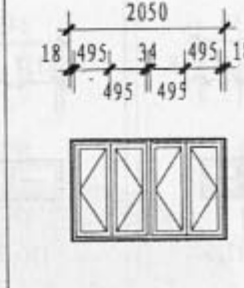 4PC-2114	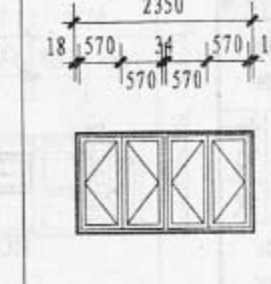 4PC-2414
1500	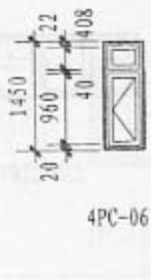 4PC-0615	4PC-0915	4PC-1215	4PC-1515	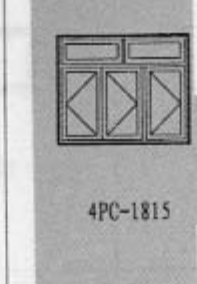 4PC-1815	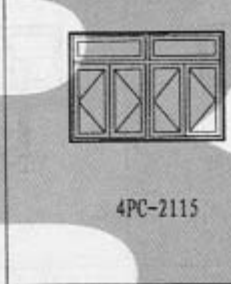 4PC-2115	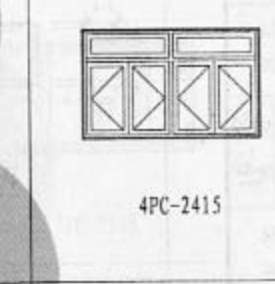 4PC-2415
1800	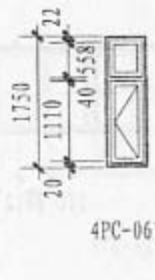 4PC-0618	4PC-0918	4PC-1218	4PC-1518	4PC-1818	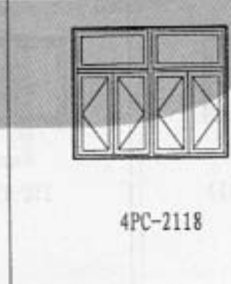 4PC-2118	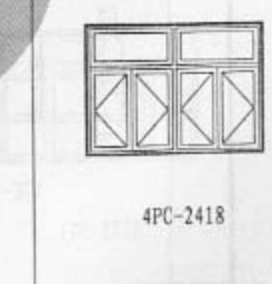 4PC-2418

高度 / 宽度	1200	1500	1800	2400	2700
600	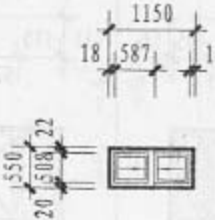 1TC-1206	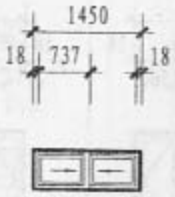 1TC-1506	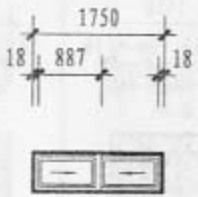 1TC-1806	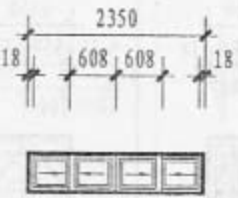 1TC-2406	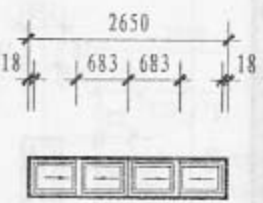 1TC-2706
900	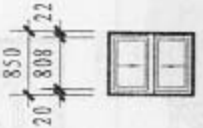 1TC-1209	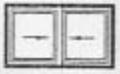 1TC-1509	1TC-1809	1TC-2409	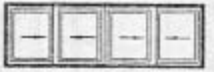 1TC-2709
1200	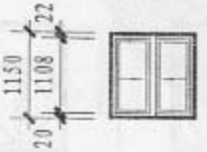 1TC-1212	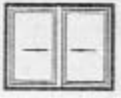 1TC-1512	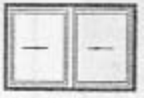 1TC-1812	 1TC-2412	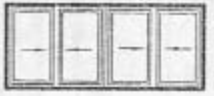 1TC-2712

高 \ 宽	1200	1500	1800	2400	2700
1400	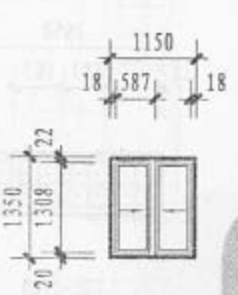 1TC-1214	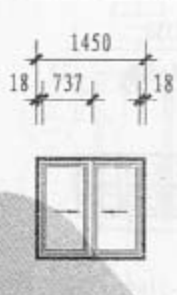 1TC-1514	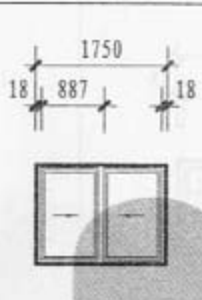 1TC-1814	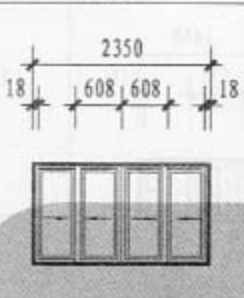 1TC-2414	 1TC-2714
1500	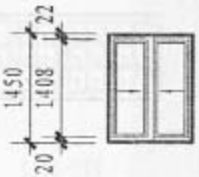 1TC-1215	1TC-1515	 1TC-1815	1TC-2415	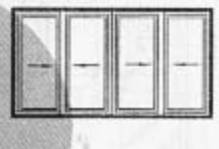 1TC-2715
1800	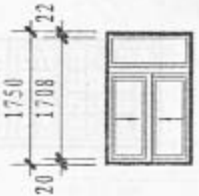 1TC-1218	1TC-1518	1TC-1818	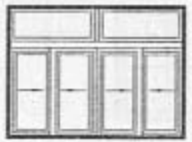 1TC-2418	 1TC-2718

NB

1TC 推拉窗立面（二）

高宽	1200	1500	1800	2400	2700
900	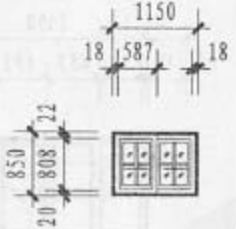 2TC-1209	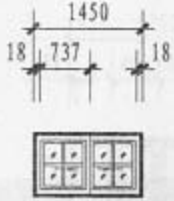 2TC-1509	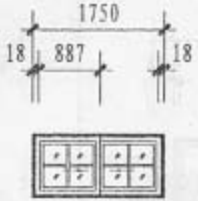 2TC-1809	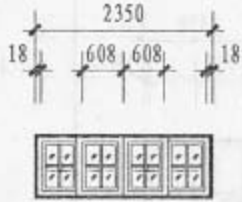 2TC-2409	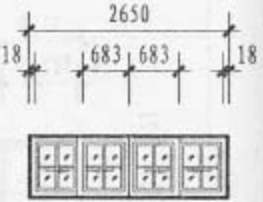 2TC-2709
1200	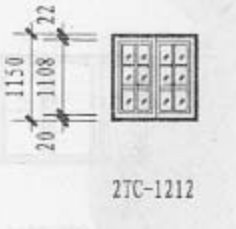 2TC-1212	2TC-1512	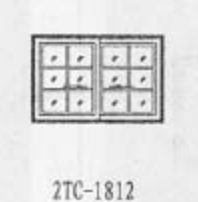 2TC-1812	 2TC-2412	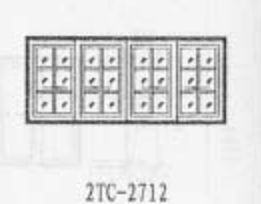 2TC-2712
1500	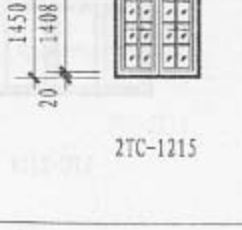 2TC-1215	2TC-1515	2TC-1815	2TC-2415	2TC-2715

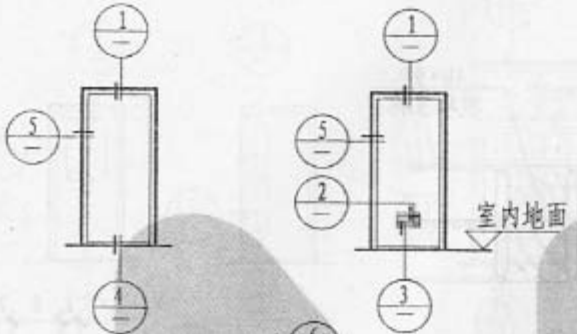

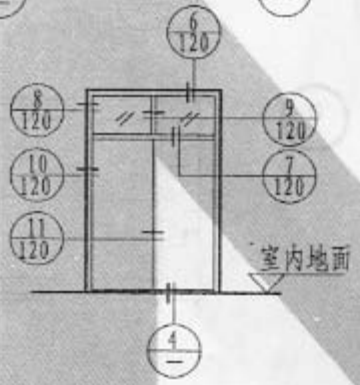

1PM、2PM 五金材料表

名称 \ 数量 \ 洞口编号 / 规格		0821 0921 1021	1221 1521 1821	0824 0924 1024 0927 1027	1224 1524 1824 1227 1527 1827
合 页	100	3	6	3	6
门 吸		1	2	1	2
暗插销	200		2		2
插 销	100	1	2	1	2
门 锁		1	1	1	1
门锁专用紧固件		6	6	6	6

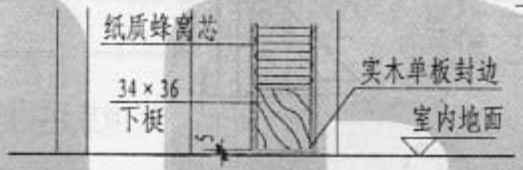

4

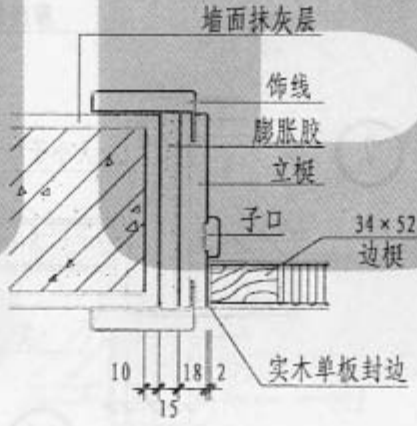

5

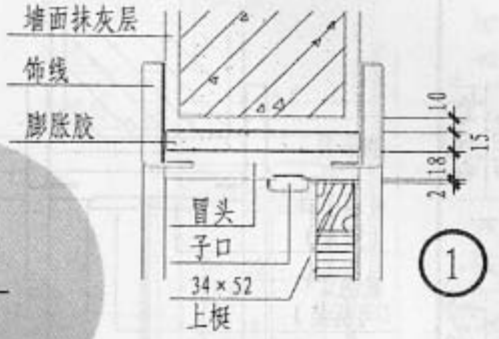

1

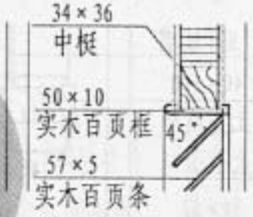

2

3

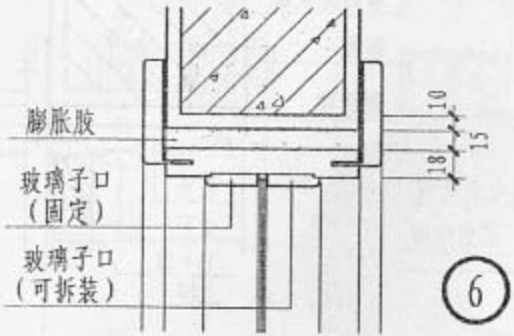

⑥

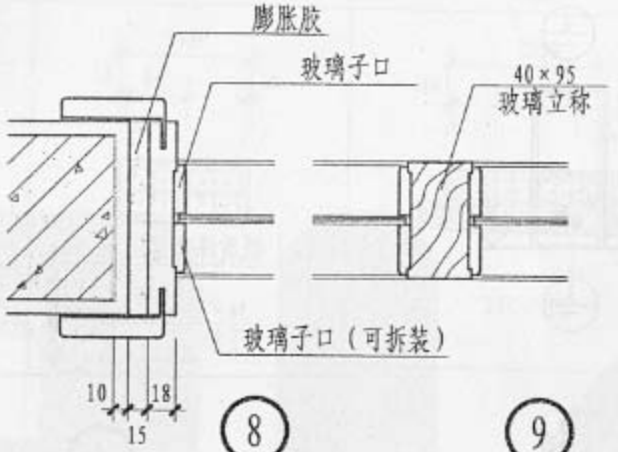

⑧

⑨

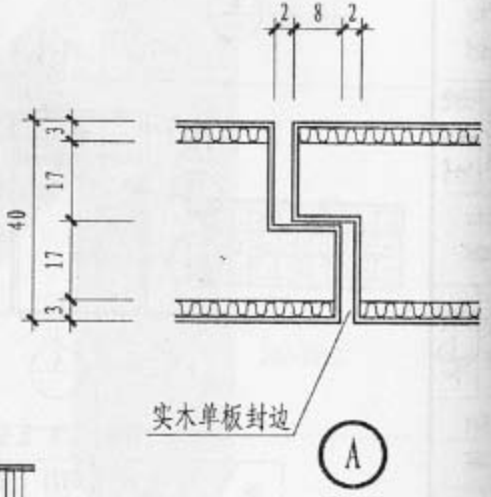

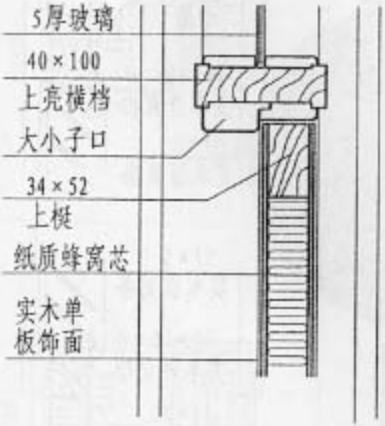

⑦

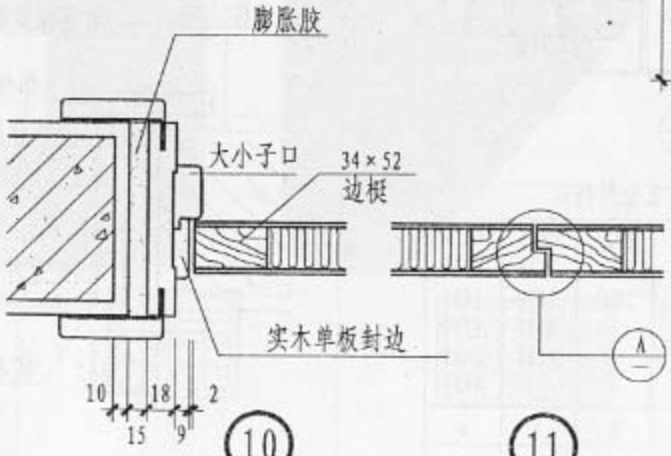

⑩

⑪

注：（1）门套饰线与墙体用膨胀胶粘接；
（2）安装在上亮部分中玻璃两侧的玻璃子口，一侧固定，一侧可拆装，便于镶装玻璃；
（3）玻璃压条、实木百页与饰面实木单板用材为同一树种。

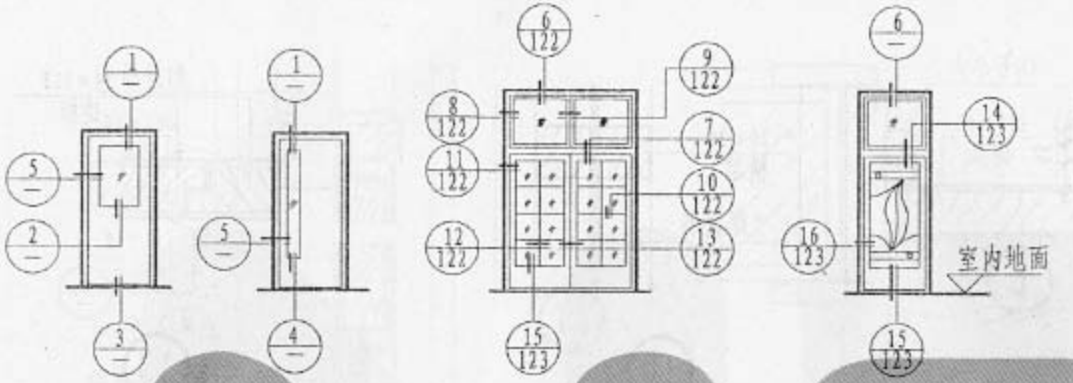

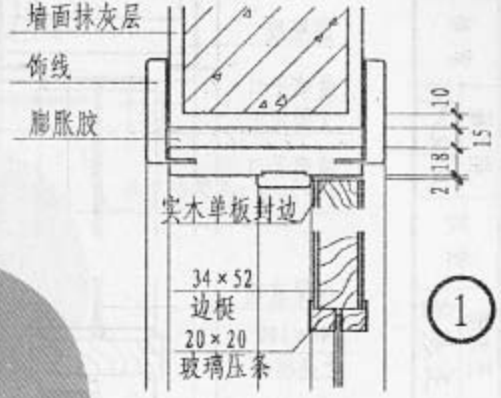

1

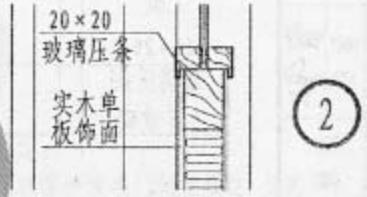

2

3

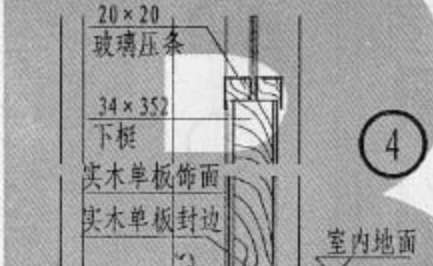

4

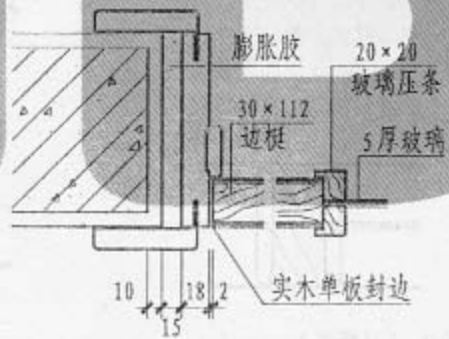

5

3PM 4PM 5PM 6PM 五金材料表

名称规格 \ 数量 \ 洞口编号		0821 0921 1021	1221 1521 1821 2121	0824 0924 1024 0927 1027	1224 1227 1524 1527 1824 1827 2124 2127
合页	100	3	6	3	6
插销	100			2	2
暗插销	200		2		2
门锁		1	1	1	1
门吸		1	2	1	2
门锁专用紧固件		6	6	6	6

NB

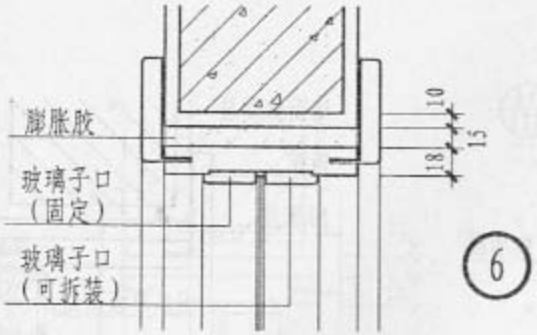

6

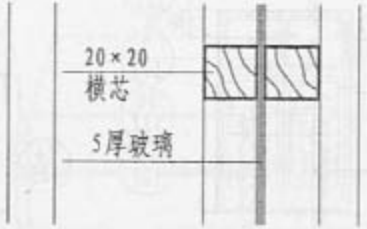

10

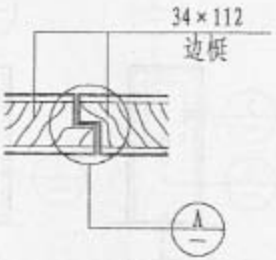

13

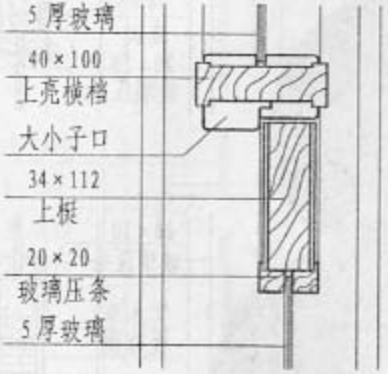

7

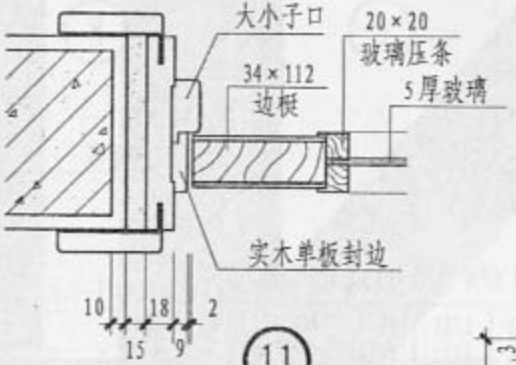

11

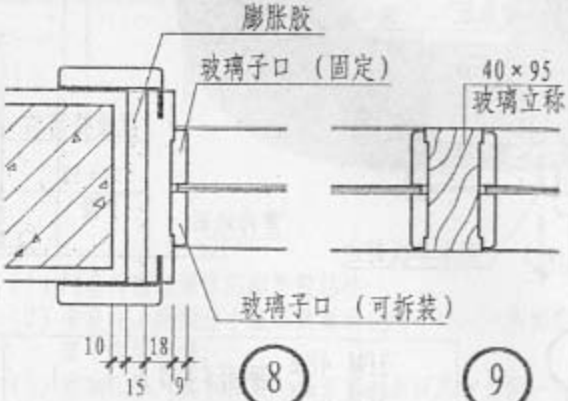

8 9

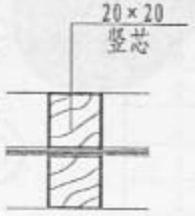

12

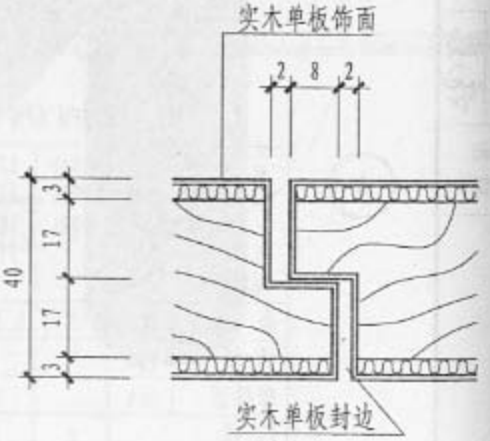

A

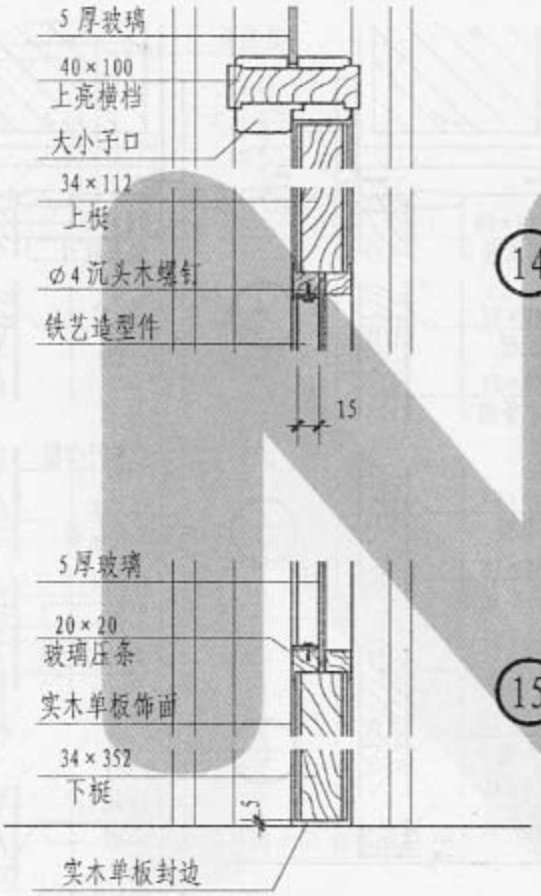

14

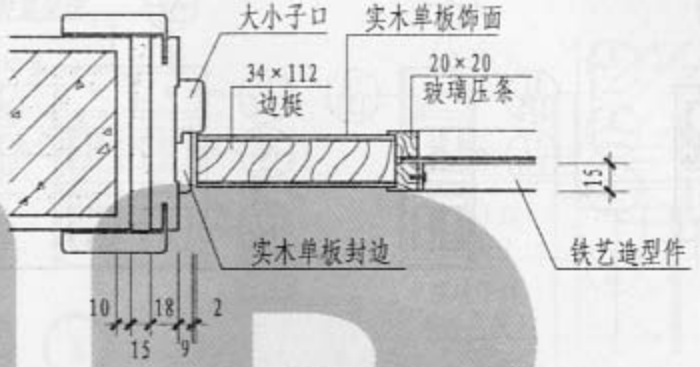

16

15

注：（1）铁艺图案按铁艺制造厂家提供的样式选定。

（2）门扇上玻璃两侧的玻璃压条（SM实木花格镶整玻璃门包括横芯.竖芯），一侧固定，另一侧可拆装，便于镶装玻璃；

（3）玻璃压条、横芯、竖芯、实木压条与饰面实木单板用材为同一树种。

NB

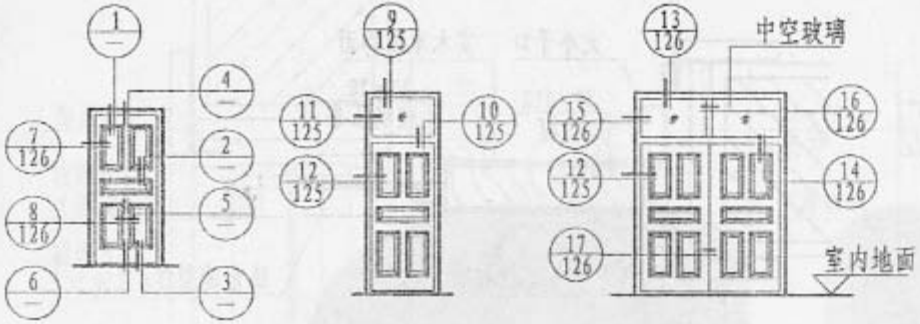

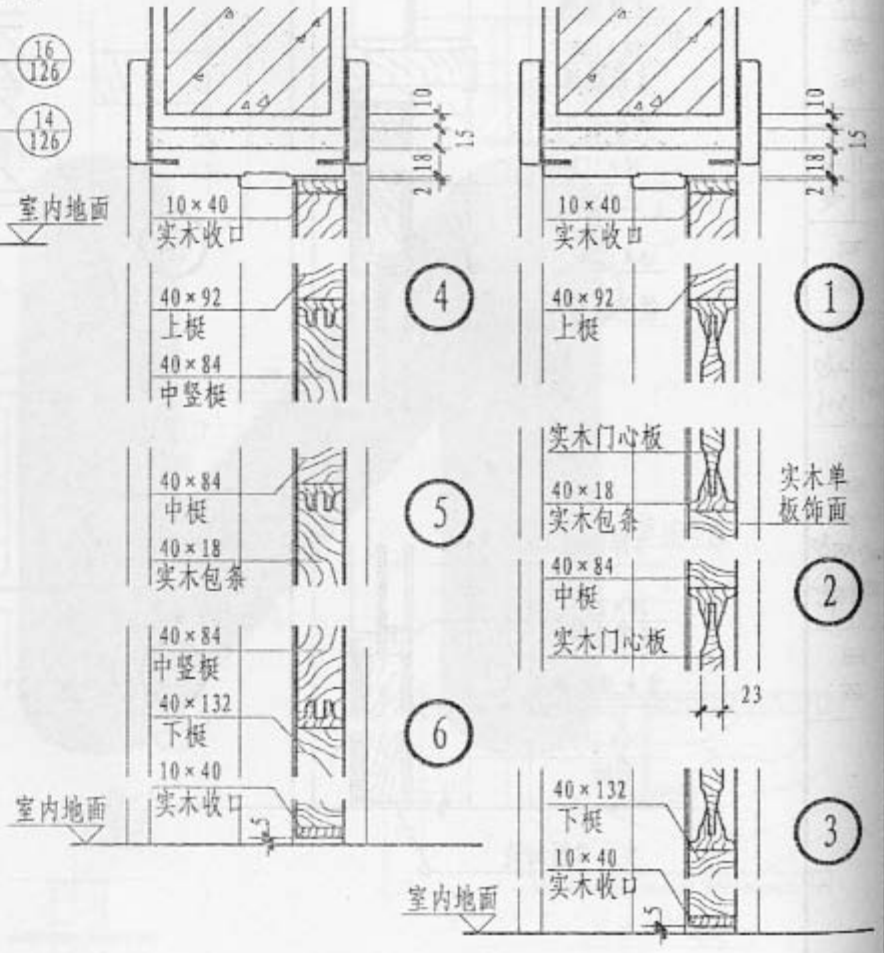

7PM 五金材料表

名称规格 \ 洞口编号 \ 数量		0821 0921 1021	1221 1521 1821 2121	0824 0924 1024 0927 1027	1224 1227 1524 1527 1824 1827 2124 2127
合页	100	3	6	3	6
插销	100			2	2
暗插销	200		2		2
门锁		1	1	1	1
门吸		1	2	1	2
门锁专用紧固件		6	6	6	6

7PM 平开门节点（一）	图集号	05J4-1
	页	124

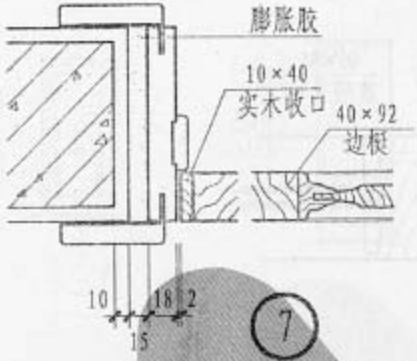

⑦

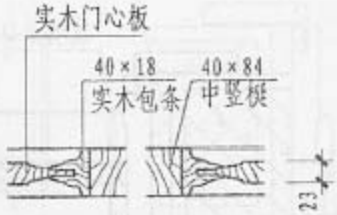

⑧

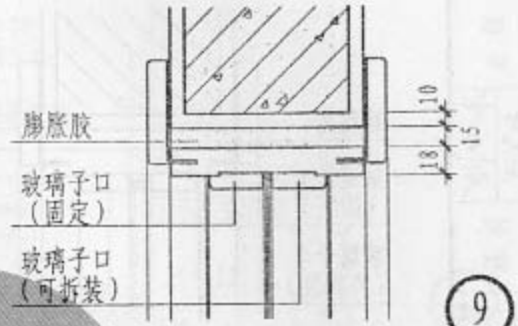

⑨

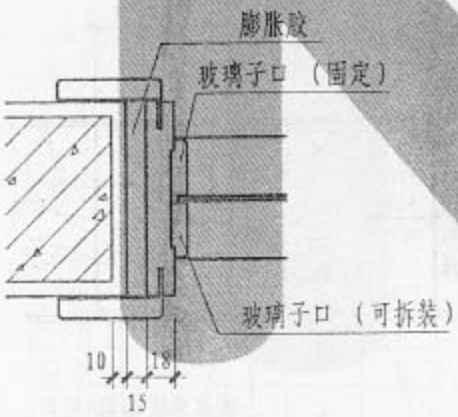

⑪

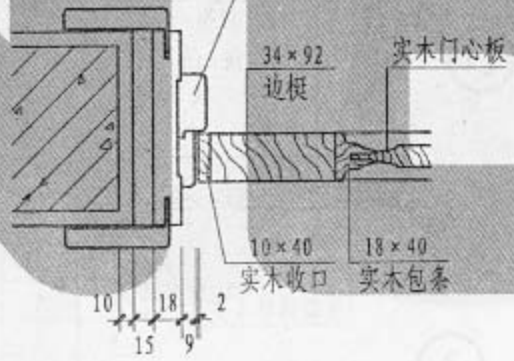

⑫

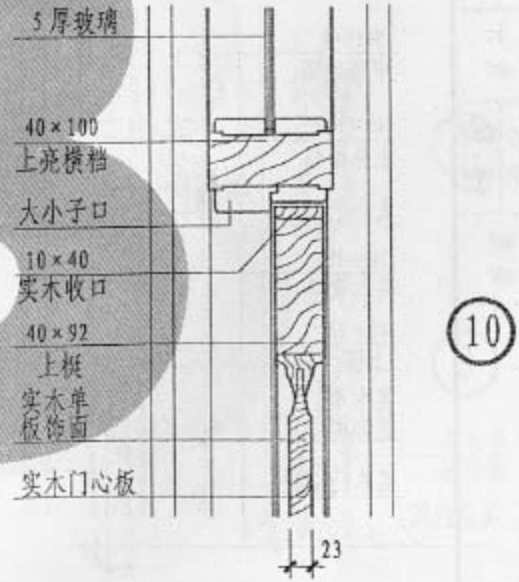

⑩

NB

7PM 平开门节点（二）	图集号	05J4-1
	页	125

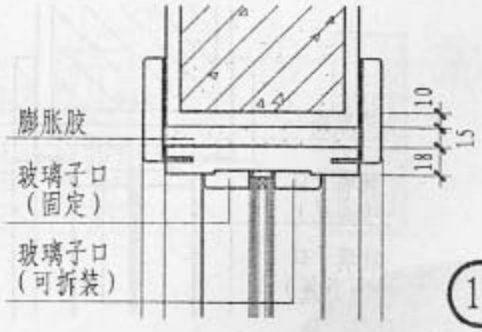

13

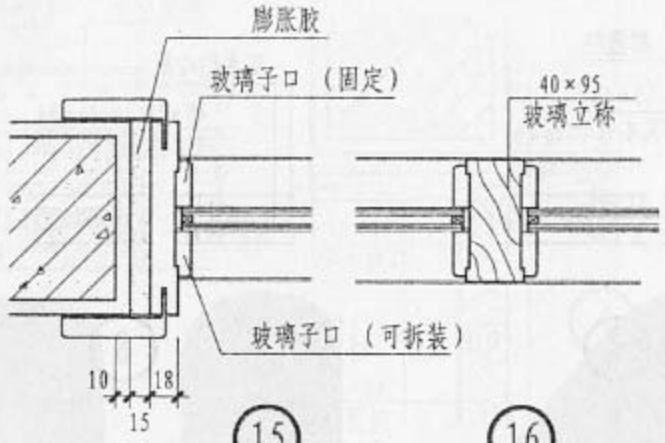

15 16

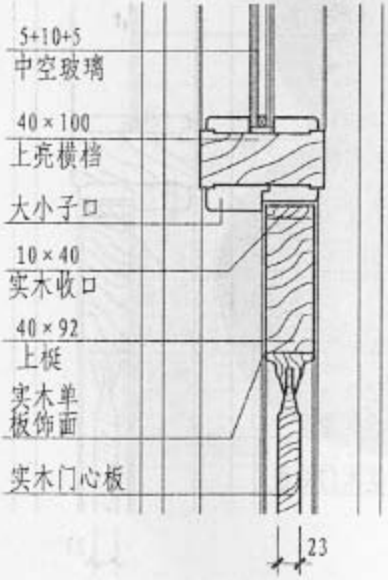

14

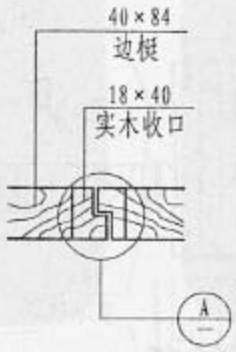

17

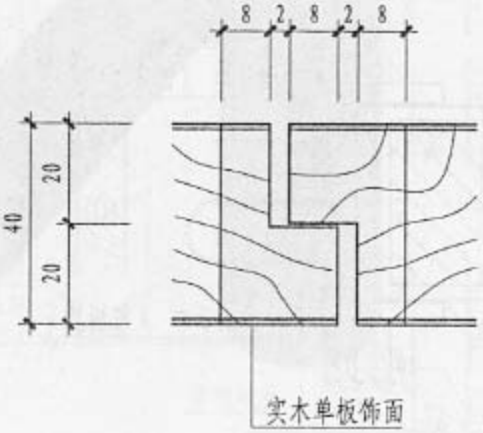

A

7PM 平开门节点（三）	图集号	05J4-1
	页	126

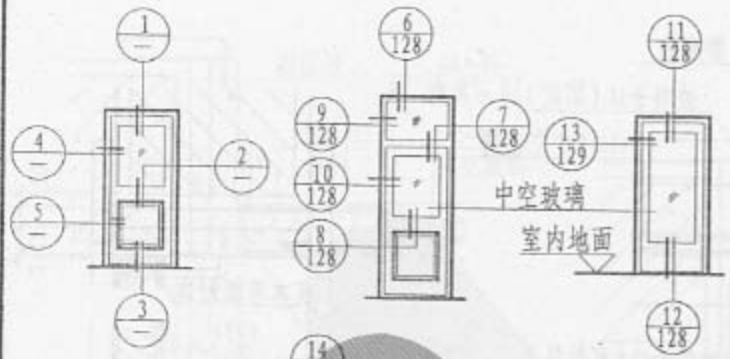

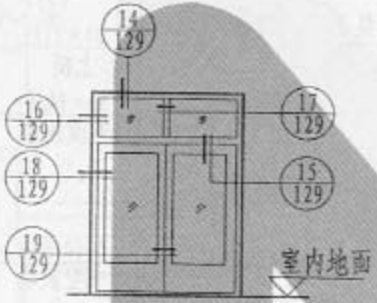

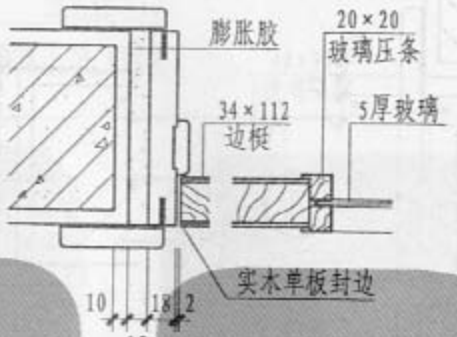

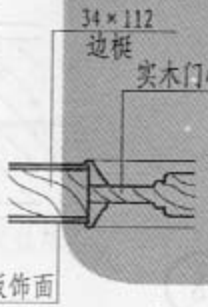

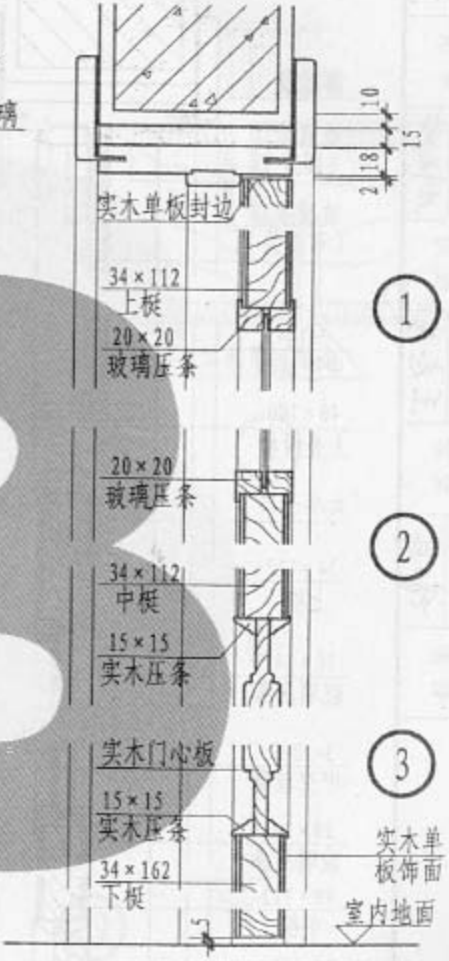

8PM 9PM 五金材料表

名称规格 \ 数量 \ 洞口编号		0821 0921 1021	1221 1521 1821 2121	0824 0924 1024 0927 1027	1224 1227 1524 1527 1824 1827 2124 2127	2727 3027 2730 3030	3627 3630
合 页	100	3	6	3	6	6	12
插 销	100			2	2	2	4
暗插销	200		2		2	2	4
门 锁		1	1	1	1	1	2
门 吸		1	2	1	2		
拉 手						4	8
门锁专用紧固件		6	6	6	6	6	6

8PM 9PM 平开门节点（一）	图集号	05J4-1
	页	127

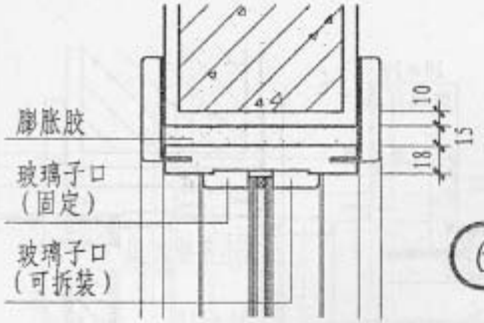

⑥

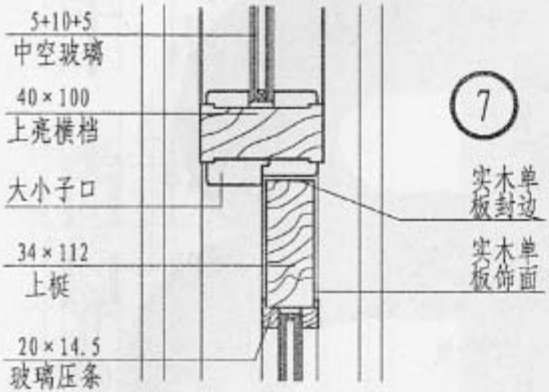

⑦

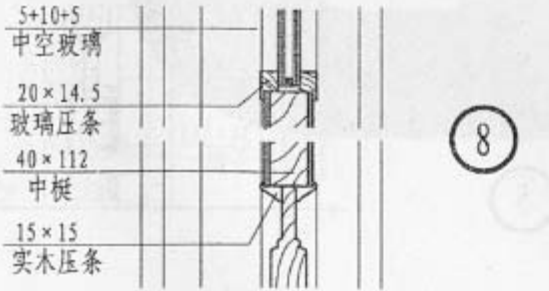

⑧

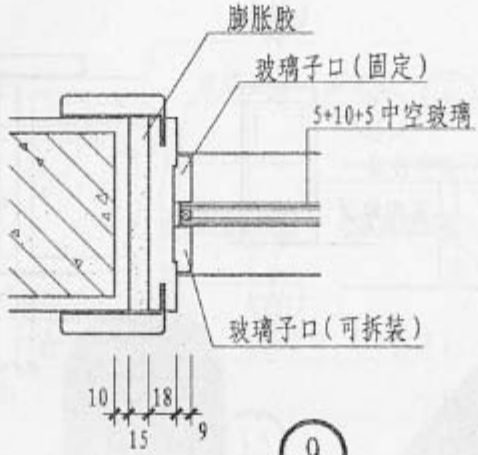

⑨

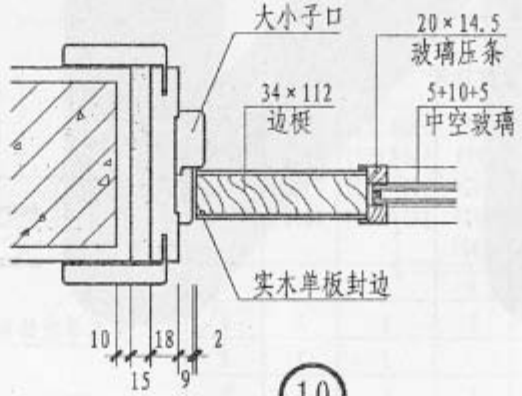

⑩

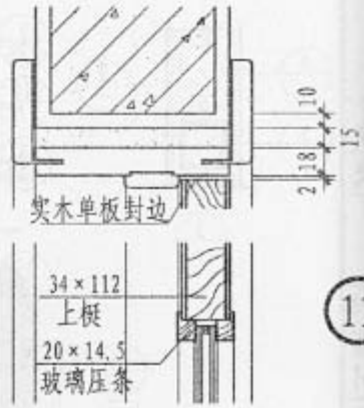

⑪

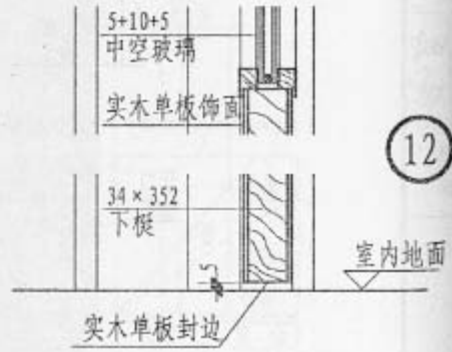

⑫

8PM 9PM 平开门节点(二)	图集号	05J4-1
	页	128

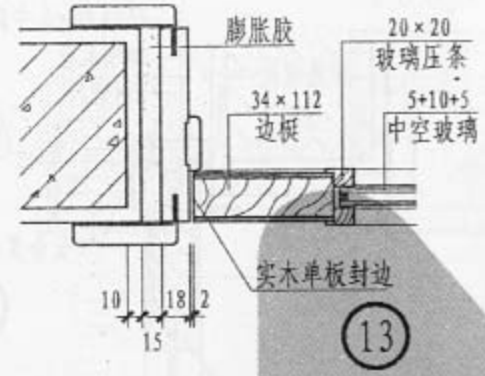

13

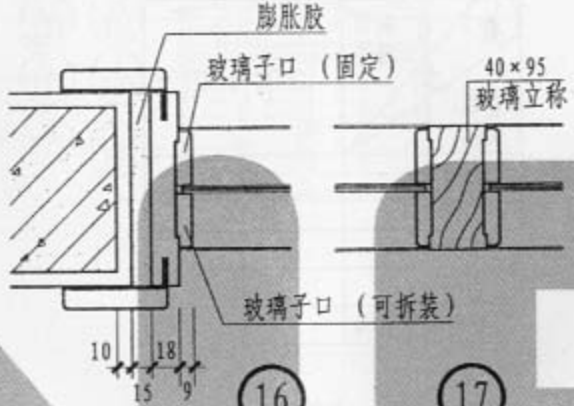

16

17

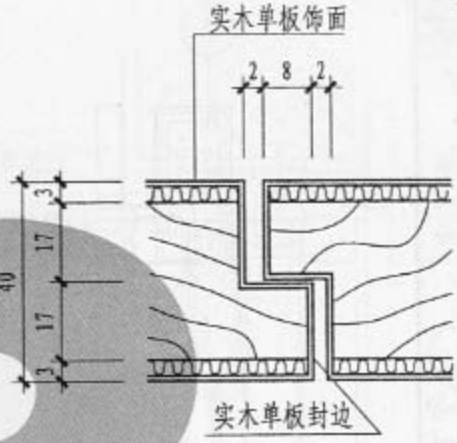

A

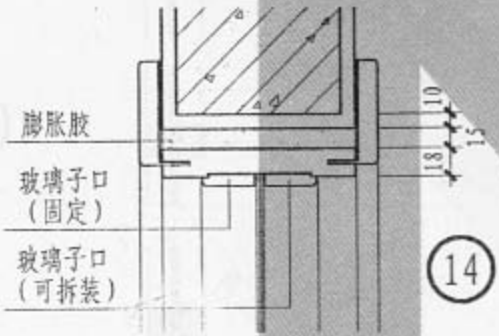

14

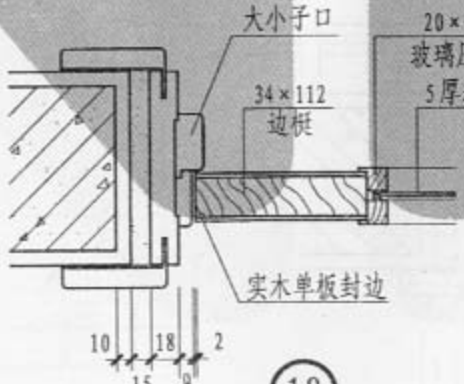

18

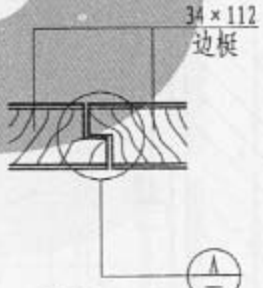

19

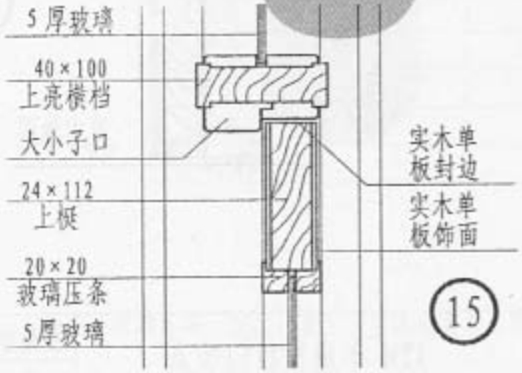

15

NB

8PM 9PM 平开门节点（三）	图集号	05J4-1
	页	129

1TM 门五金材料表

名称 规格 \ 数量 \ 洞口编号	1TM1-1TM7
上滑轮	2
上滑轨	1
下滑轮	1
下滑轨	1
门套专用紧固件	6

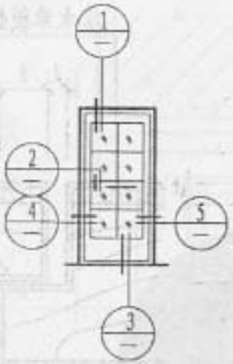

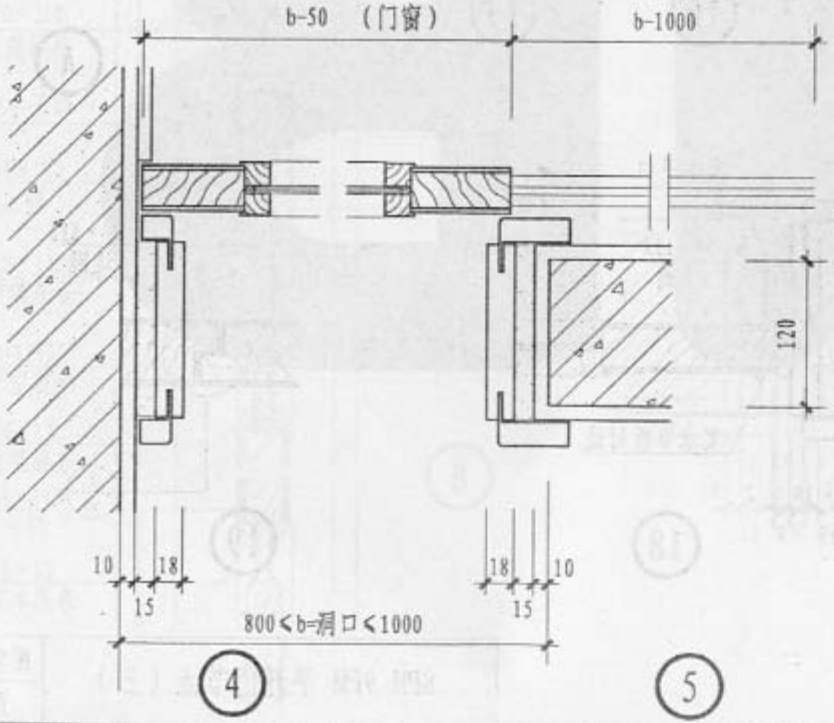

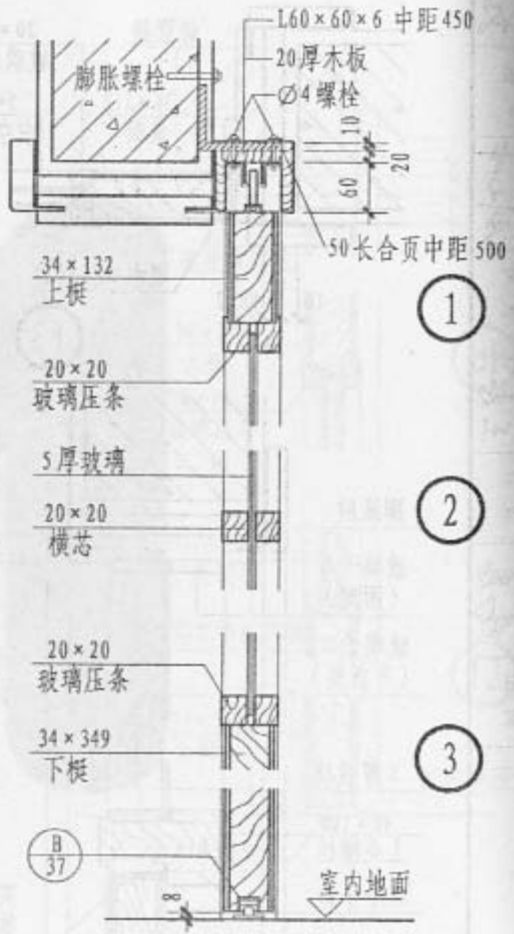

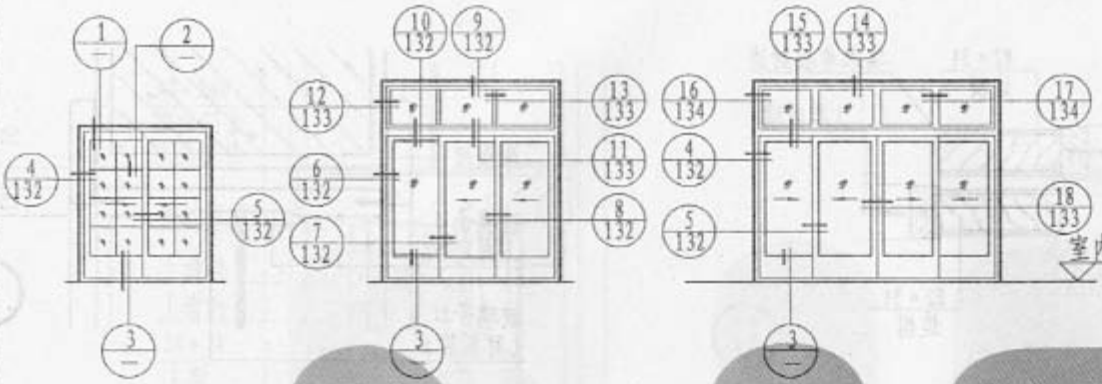

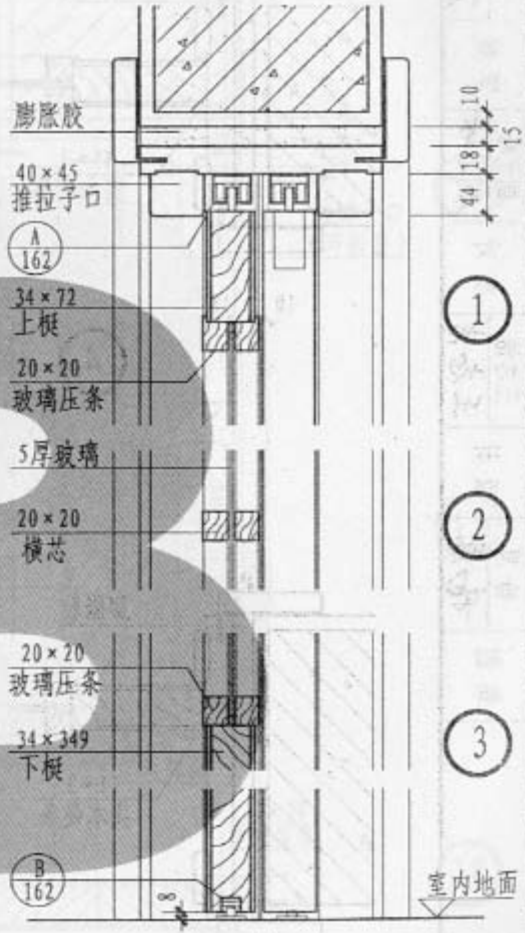

2TM 3TM 推拉门五金材料表

名称 规格 \ 数量 \ 洞口编号	1621 1821 2121 2421 2721 1624 1824 2124 2424 2724 1627 1827 2127 2427 2727	3324 3624 3624 3627
上滑轮	4	8
上滑轨	2	2
下滑轮	2	4
下滑轨	2	4
门套专用紧固件	6	6

注：玻璃压条、横芯、竖芯、实木嵌条与饰面实木单板用材为同一树种。

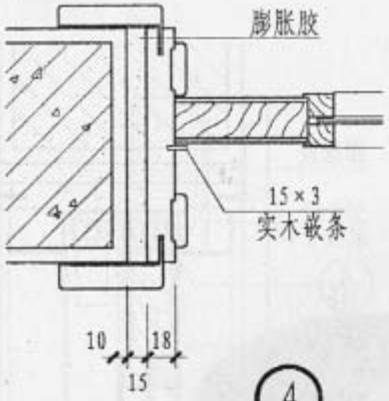
膨胀胶
15×3
实木嵌条
10
18
15

④

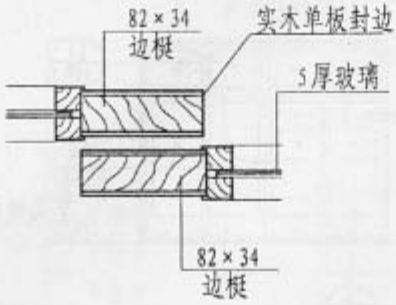
82×34
边梃
实木单板封边
5厚玻璃
82×34
边梃

⑤

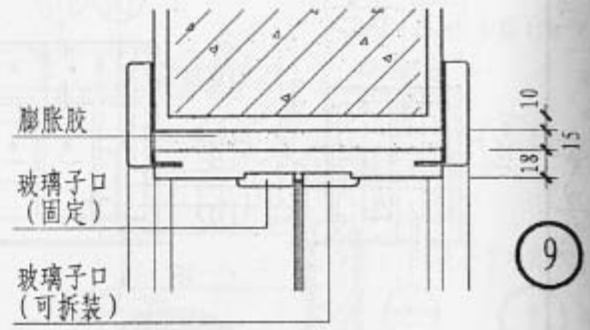
膨胀胶
玻璃子口
(固定)
玻璃子口
(可拆装)
10
15
18

⑨

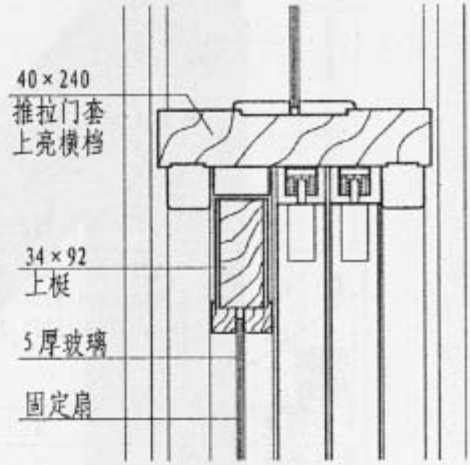
40×240
推拉门套
上亮横档
34×92
上梃
5厚玻璃
固定扇

⑩

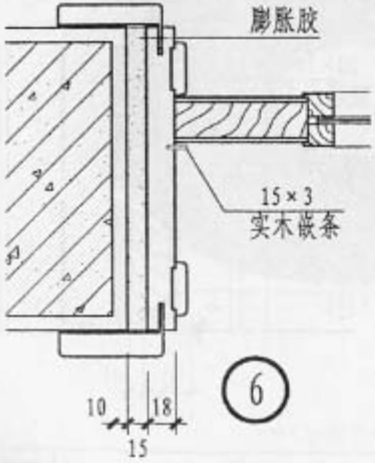
膨胀胶
15×3
实木嵌条
10
18
15

⑥

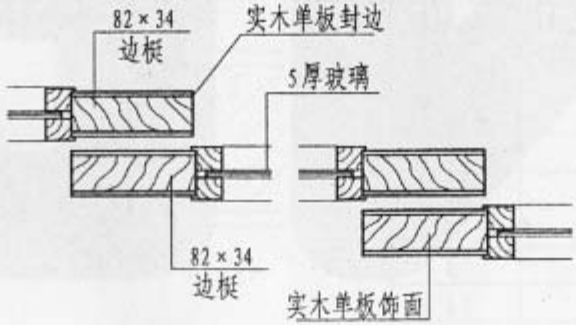
82×34
边梃
实木单板封边
5厚玻璃
82×34
边梃
实木单板饰面

⑦ ⑧

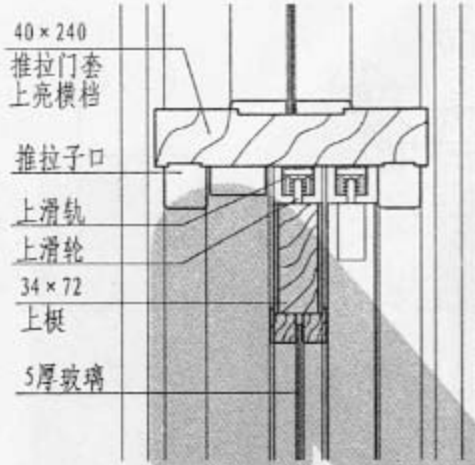

11

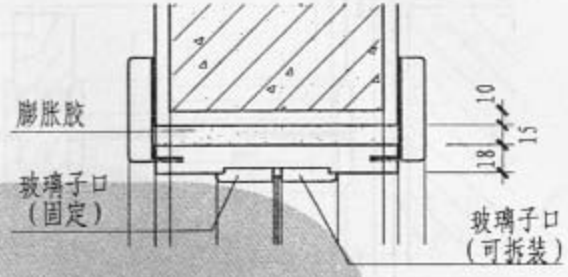

14

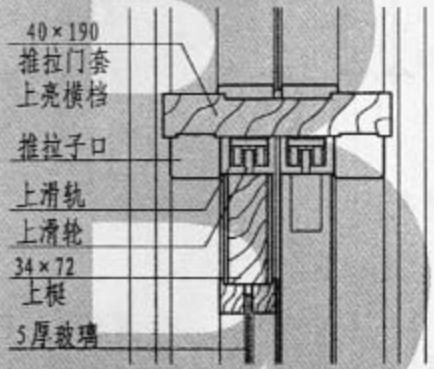

15

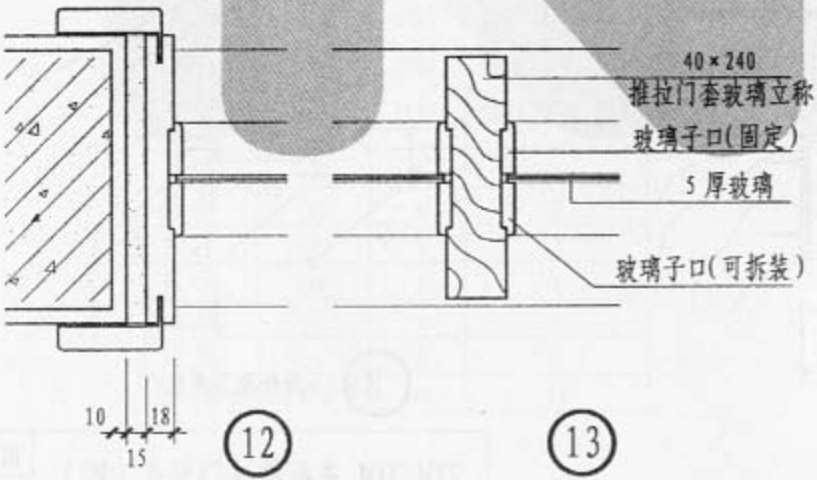

12

13

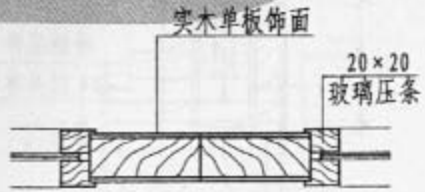

18

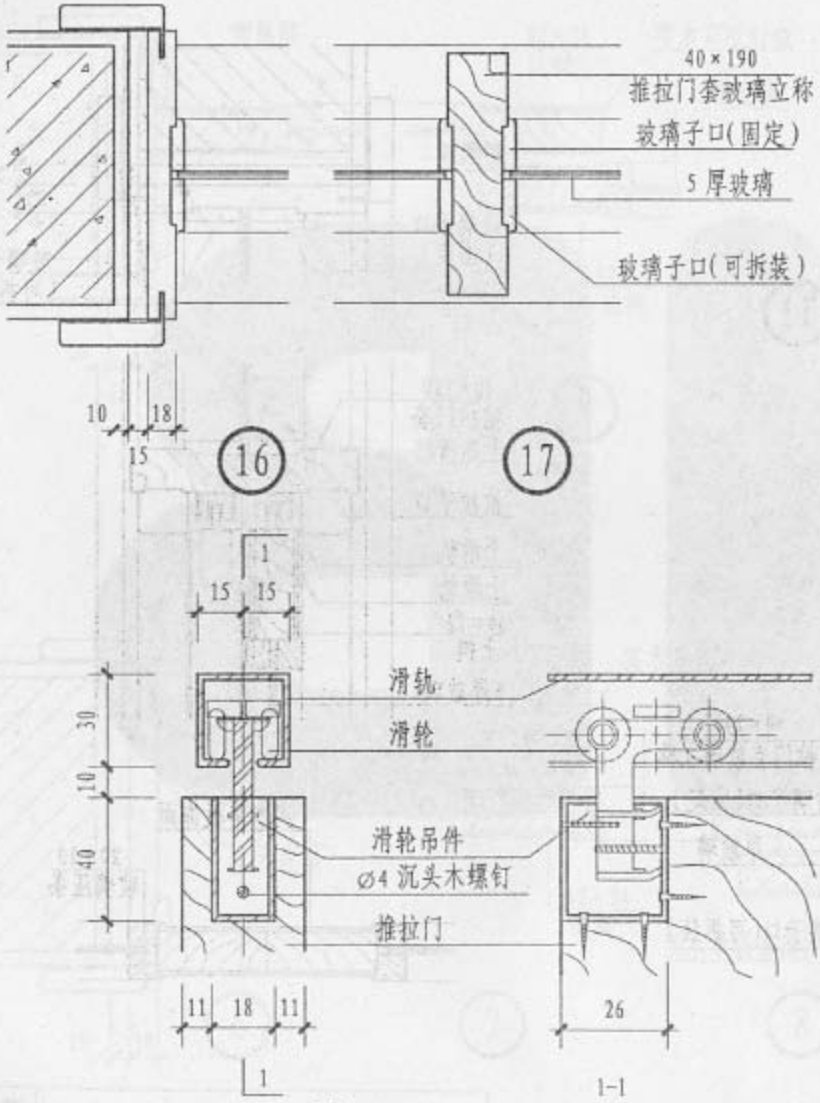

2TM 3TM 多扇推拉门节点（四）	图集号	05J4-1
	页	134

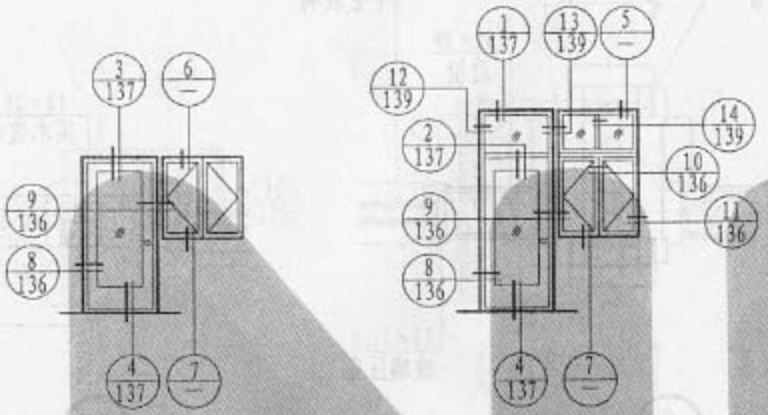

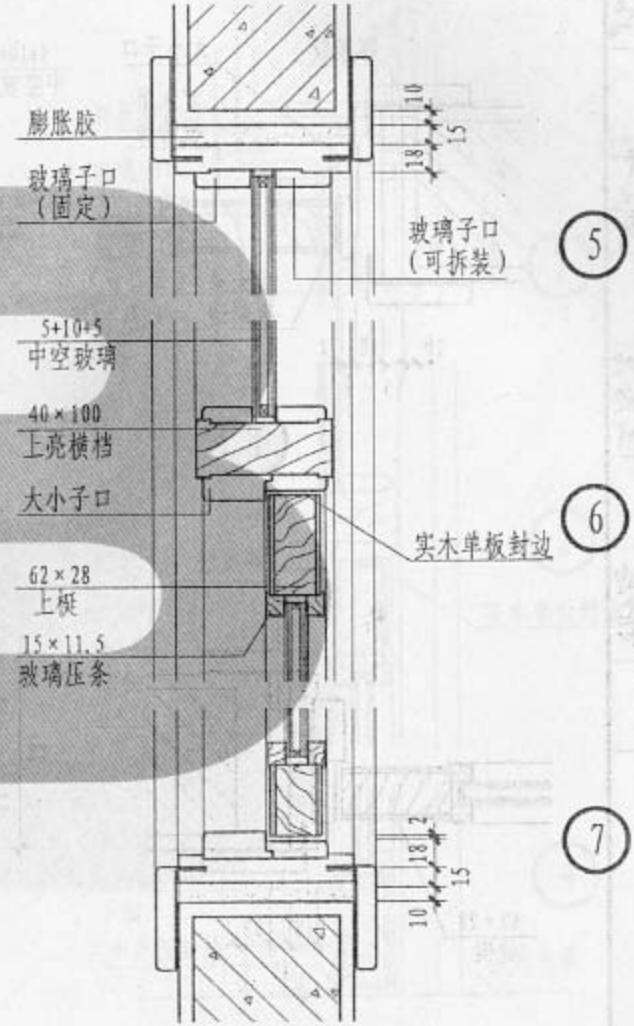

MPC 门五金材料表

数量 / 名称 规格	洞口编号	1521 1524 1527	1821 2121 2421 1824 2124 2424 1827 2127 2427
合 页	100	5	7
插 销	100	4	4
拉 手	125	1	2
风 钩	150	1	2
门 锁		1	1
门 吸		1	1
门、窗套专用紧固件		14	14

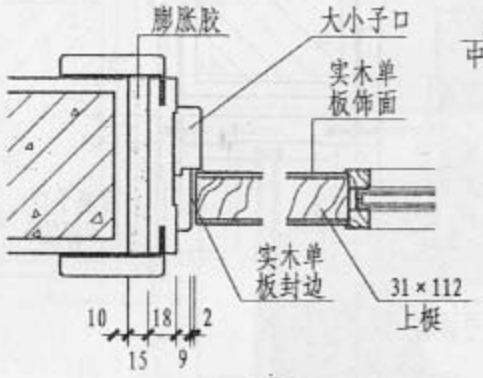

⑧

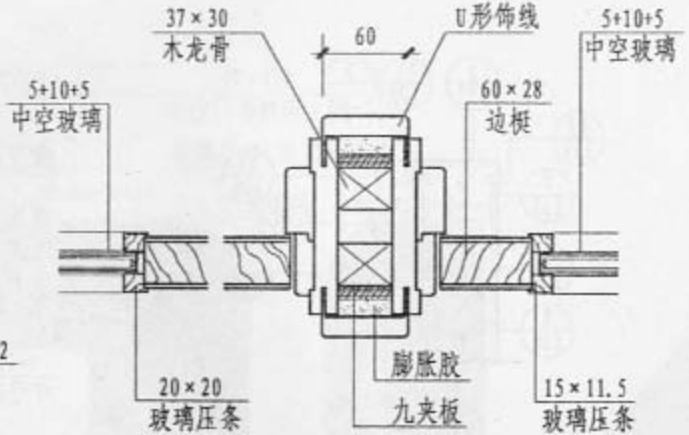

⑨

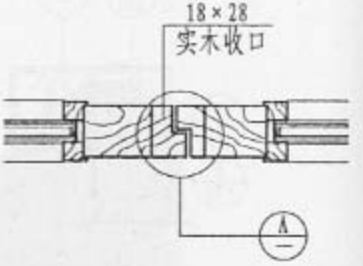

⑩

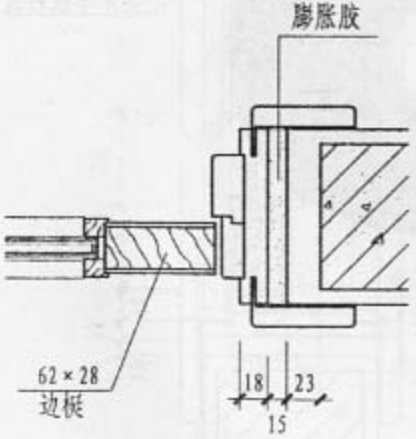

⑪

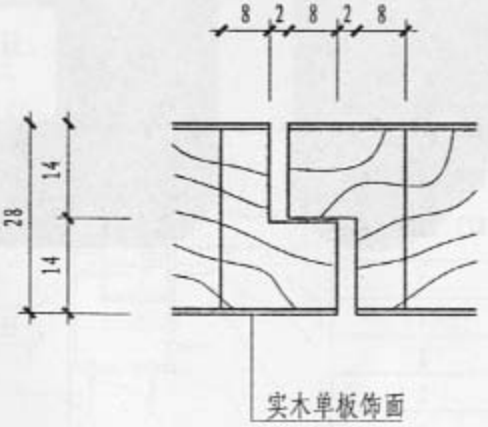

Ⓐ

注：（1）本图集U型饰线宽度设定为60mm，因此在洞口宽度尺寸不变的前提下，窗洞口一侧抹灰层厚度增大至23mm；
（2）玻璃压条、横芯、竖芯、实木嵌条与饰面实木单板用材为同一树种。

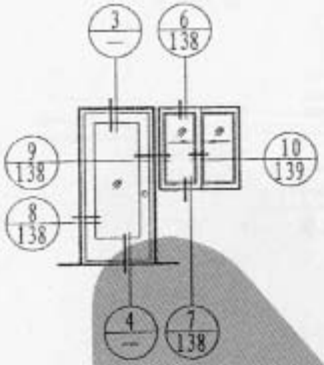

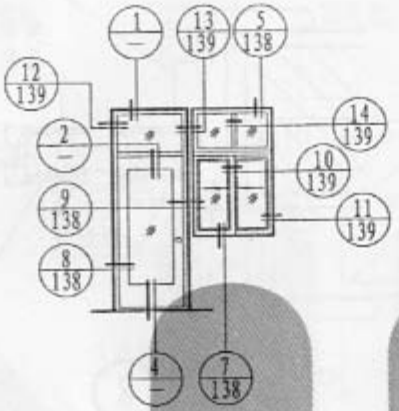

MTC 五金材料表

数量 / 洞口编号 / 名称 / 规格	1821 2421 1824 2424 1827 2427 2121 2721 2124 2724 2127 2727
合 页	100 3
下滑轨	4
下滑轮	2
门 锁	1
门 吸	1
门、窗套专用紧固件	14

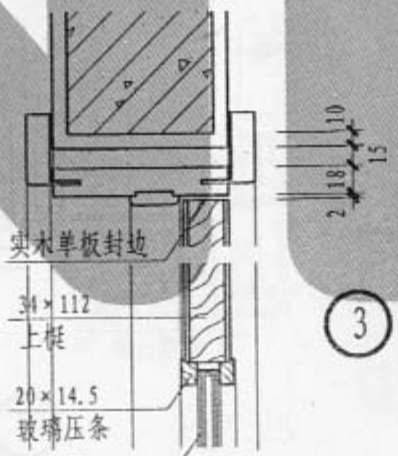

3

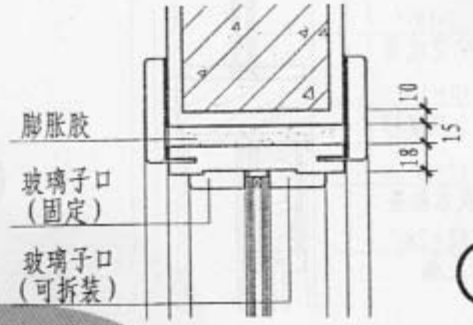

1

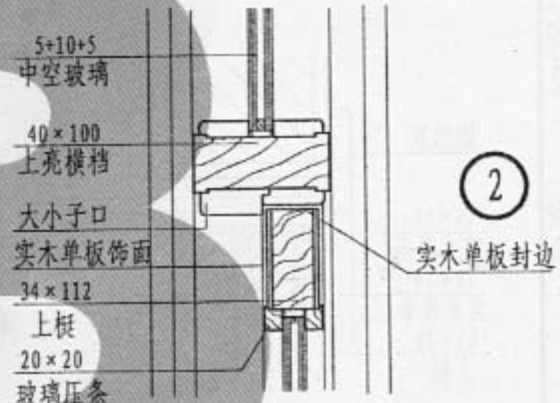

2

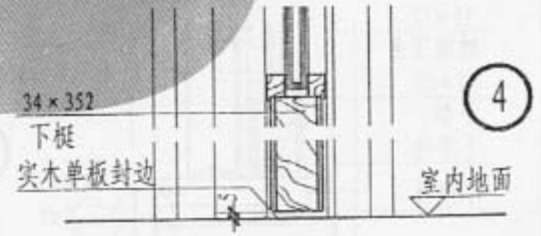

4

MTC 门连推拉窗节点（一）	图集号	05J4-1
	页	137

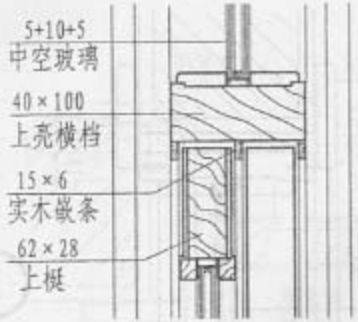
5+10+5
中空玻璃
40×100
上亮横档
15×6
实木嵌条
62×28
上梃

5

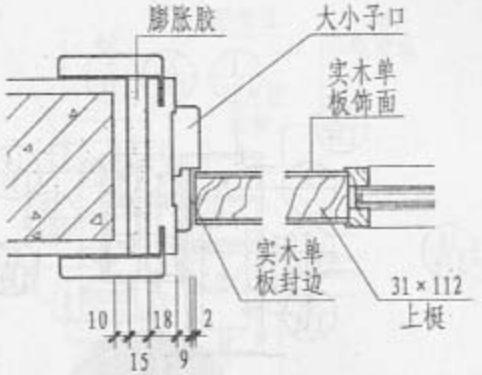
脚胀胶
大小子口
实木单
板饰面
实木单
板封边
31×112
上梃
10
18
2
15
9

8

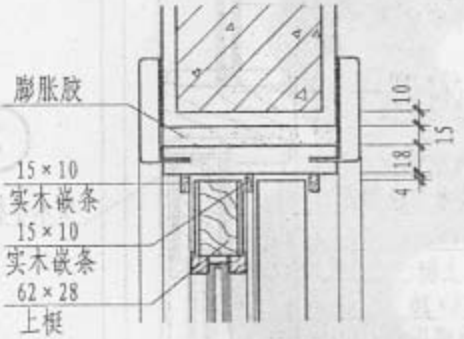
脚胀胶
15×10
实木嵌条
15×10
实木嵌条
62×28
上梃
10
15
4
18

6

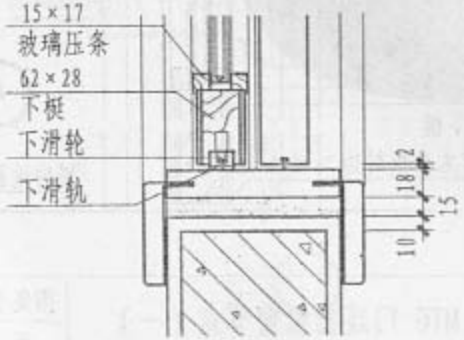
15×17
玻璃压条
62×28
下梃
下滑轮
下滑轨
18
2
15
10

7

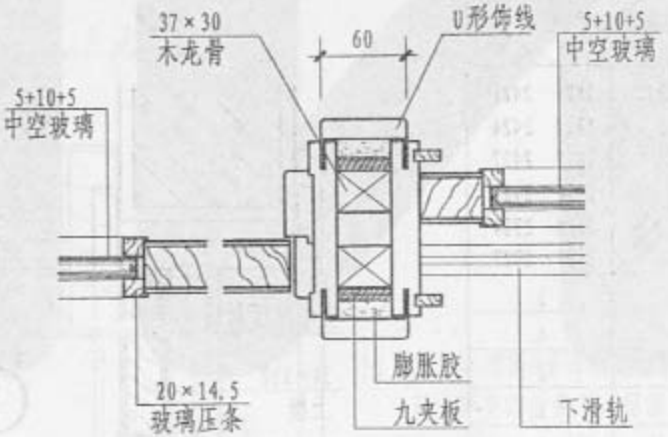
37×30
木龙骨
60
U形饰线
5+10+5
中空玻璃
5+10+5
中空玻璃
脚胀胶
20×14.5
玻璃压条
九夹板
下滑轨

9

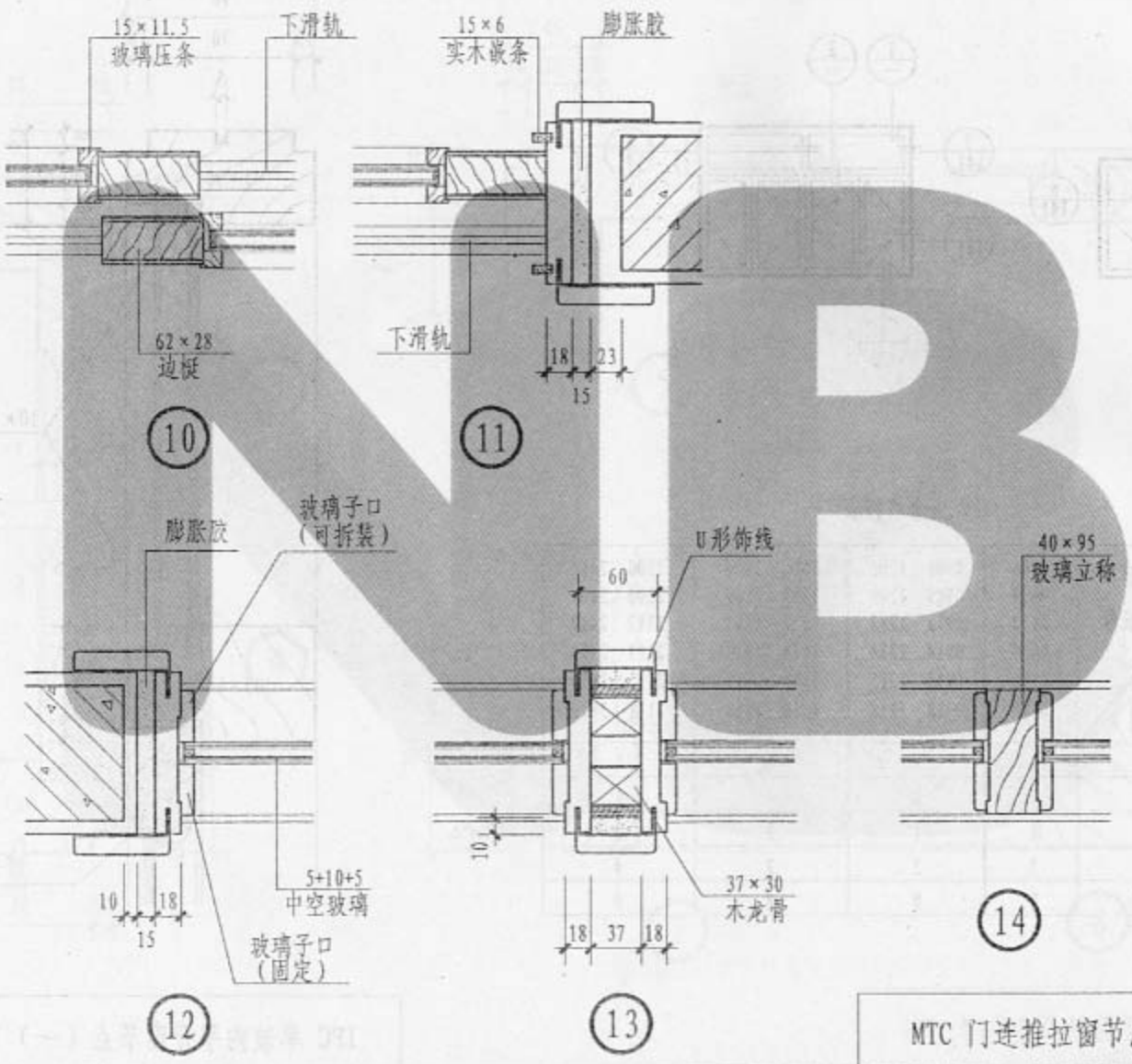

NB

MTC 门连推拉窗节点（三）

图集号	05J4-1
页	139

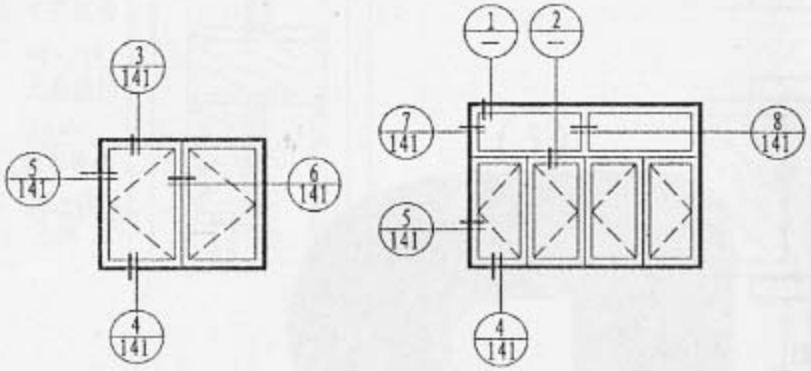

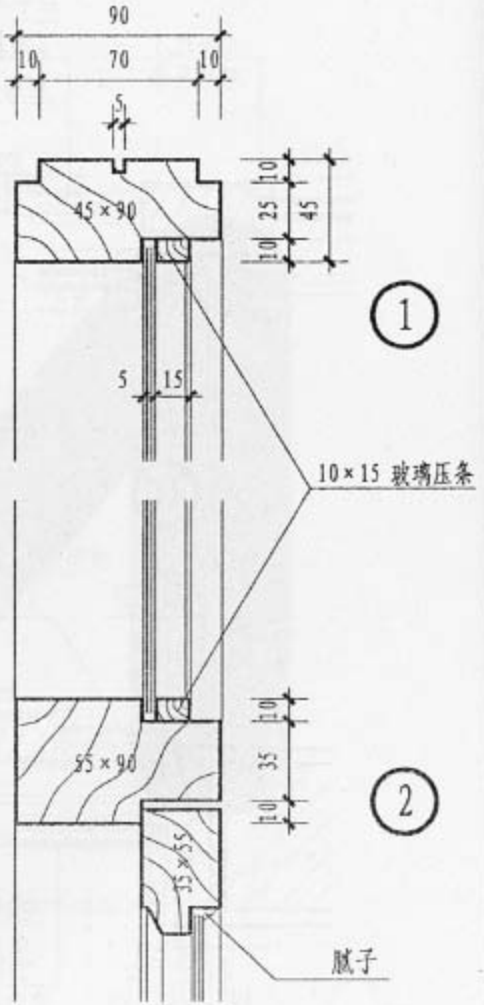

1PC 五金材料表

数量 / 洞口编号 / 名称规格	0606 0609 0612 0614 0615 0618	0906 1206 0909 1209 0912 1212 0914 1214 0915 1215 0918 1218	1506 1806 1509 1809 1512 1812 1514 1814 1515 1815 1518 1818	2106 2406 2109 2409 2112 2412 2114 2414 2115 2415 2118 2418
合页	2	4	4	8
插销	2	2	4	4
拉手	1	1	2	2
风钩	1	2	2	4
窗套专用紧固件	8	8	8	8



1PC 单玻内平开窗节点（二）	图集号	05J4-1
	页	141

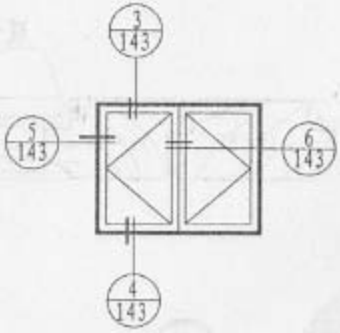

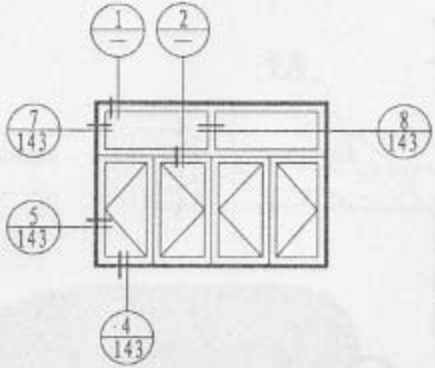

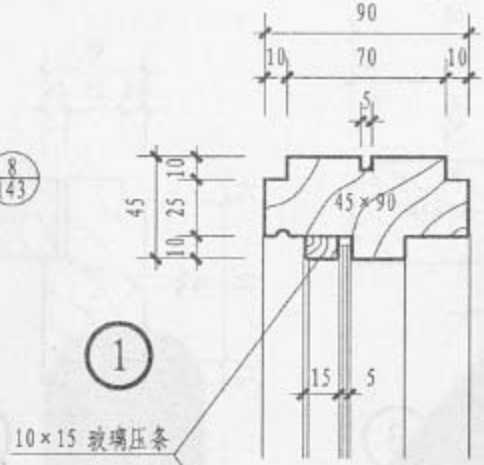

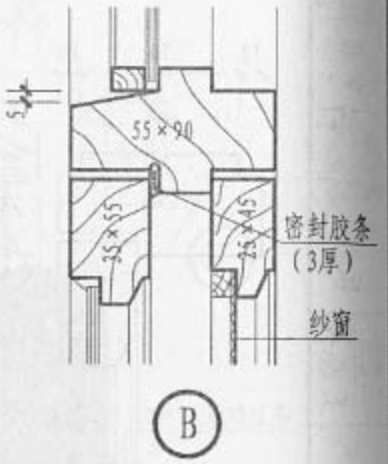

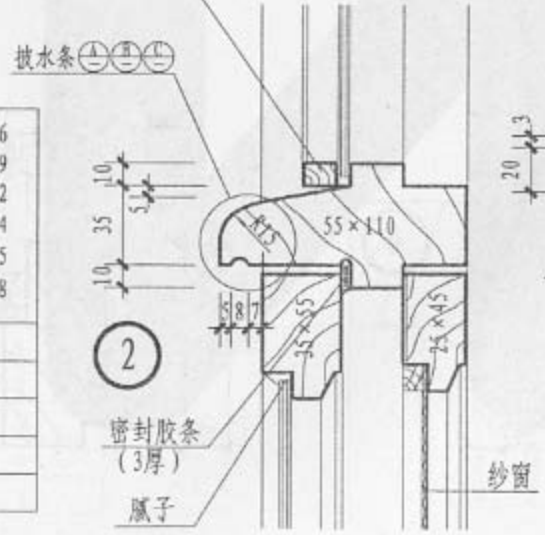

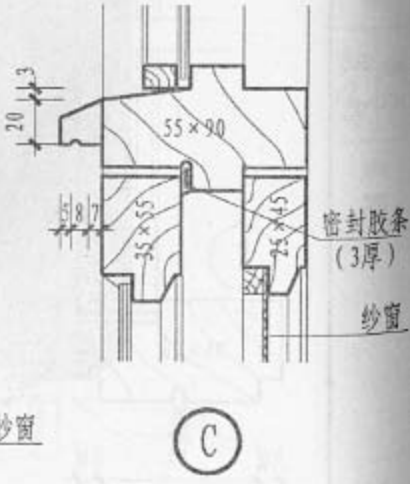

2PC 五金材料表

数量 / 洞口编号 / 名称规格	0606 0609 0612 0614 0615 0618	0906 1206 0909 1209 0912 1212 0914 1214 0915 1215 0918 1218	1506 1806 1509 1809 1512 1812 1514 1814 1515 1815 1518 1818	2106 2406 2109 2409 2112 2412 2114 2414 2115 2415 2118 2418
合 页	4	8	8	16
插 销	4	4	8	8
拉 手	2	2	4	4
风 钩	2	4	4	8
窗套专用紧固件	8	8	8	8

注：为减少雨水对窗扇、窗框的侵蚀，往往在横向框及窗扇下冒头上设披水条，将顺窗上下来的雨水挡开，保护木窗。

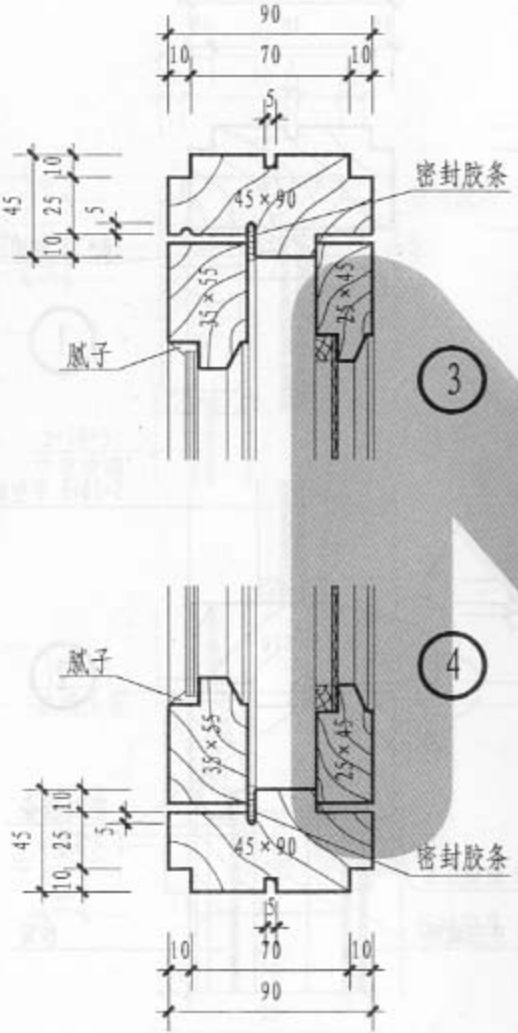

③

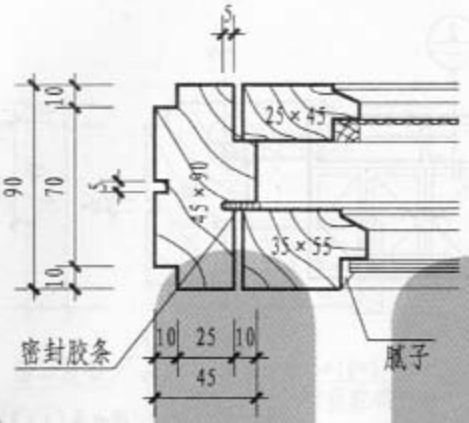

⑤

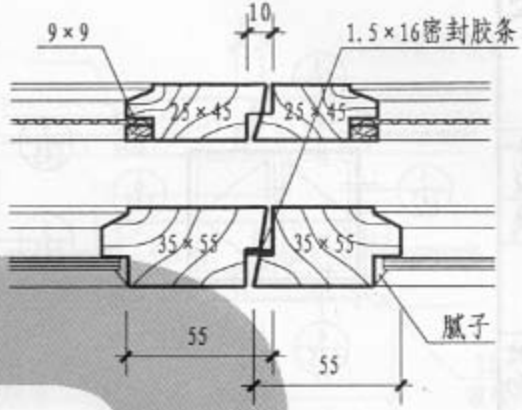

⑥

④

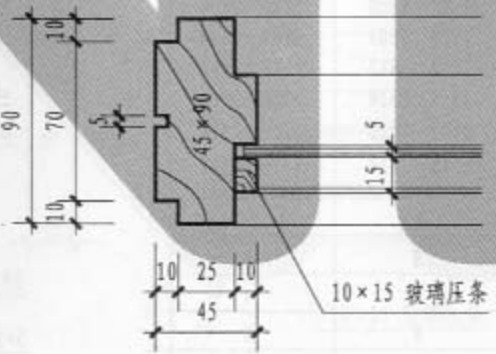

⑦

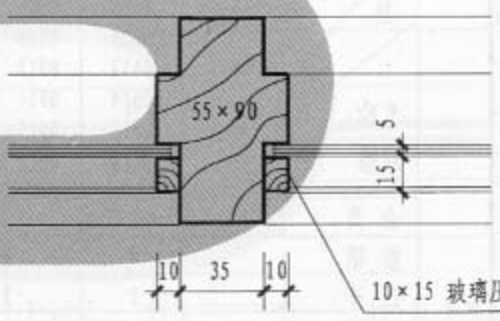

⑧

NB

2PC单玻带纱扇外平开窗节点（二）	图集号	05J4-1
	页	143

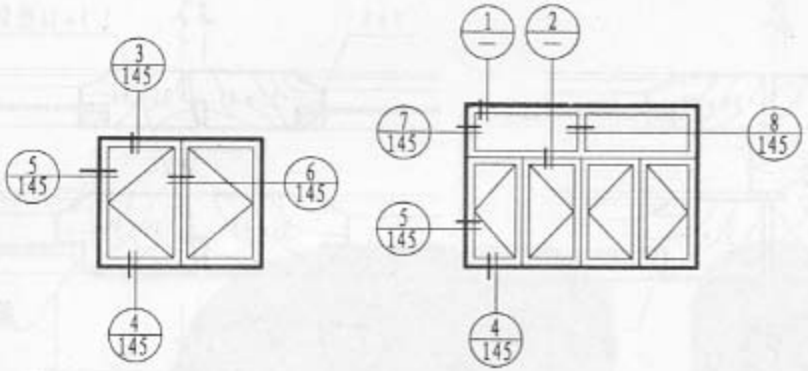

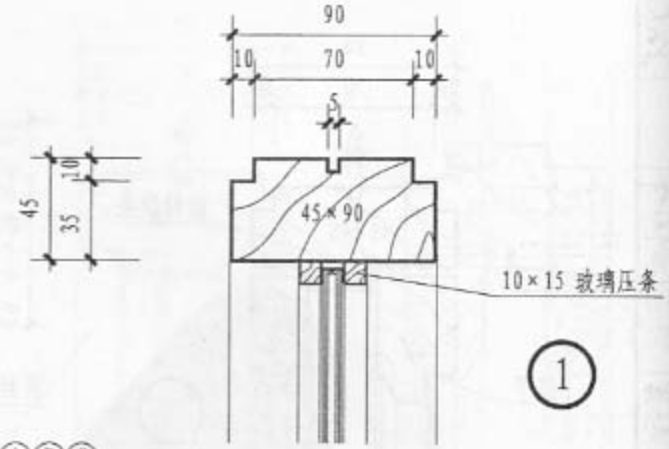

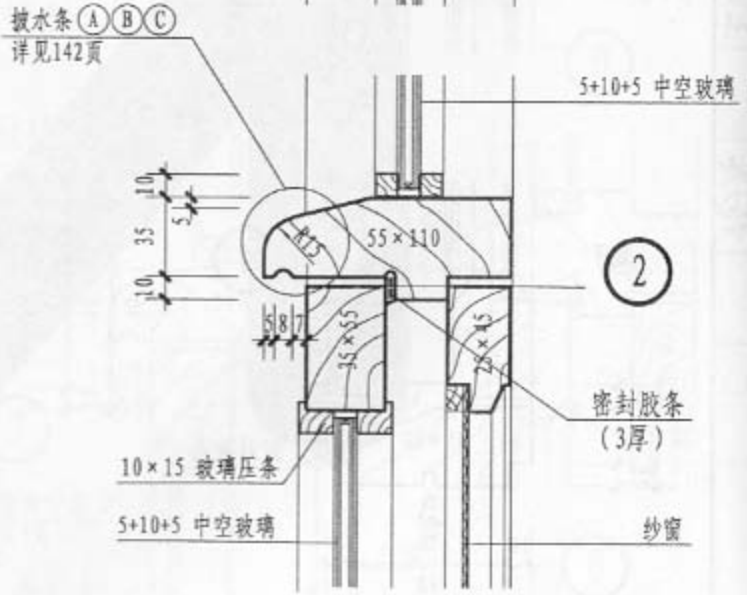

3PC 五金材料表

数量 洞口编号 / 名称规格	0606 0609 0612 0614 0615 0618	0906 1206 0909 1209 0912 1212 0914 1214 0915 1215 0918 1218	1506 1806 1509 1809 1512 1812 1514 1814 1515 1815 1518 1818	2106 2406 2109 2409 2112 2412 2114 2414 2115 2415 2118 2418
合 页	4	8	8	16
插 销	4	4	8	8
拉 手	2	2	4	4
风 钩	2	4	4	8
窗套专用紧固件	8	8	8	8

3PC 中空玻璃 带纱扇外平开窗节点（一）	图集号	05J4-1
	页	144

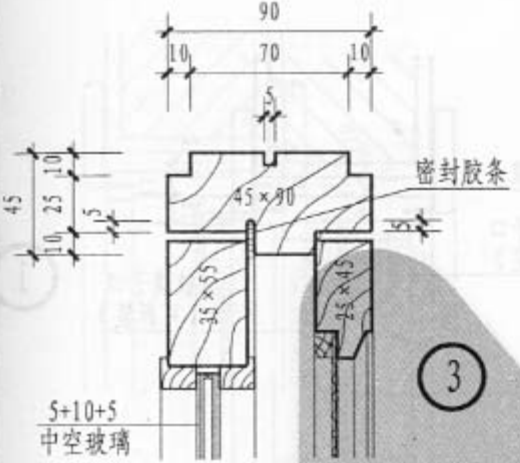

③

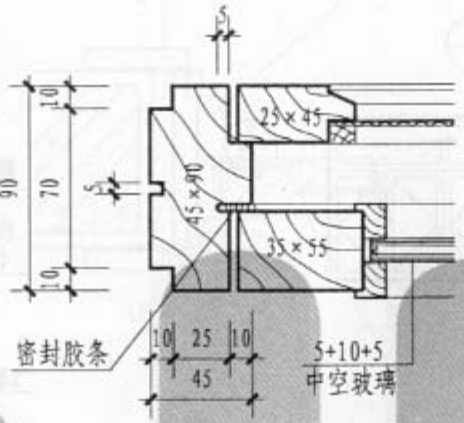

⑤

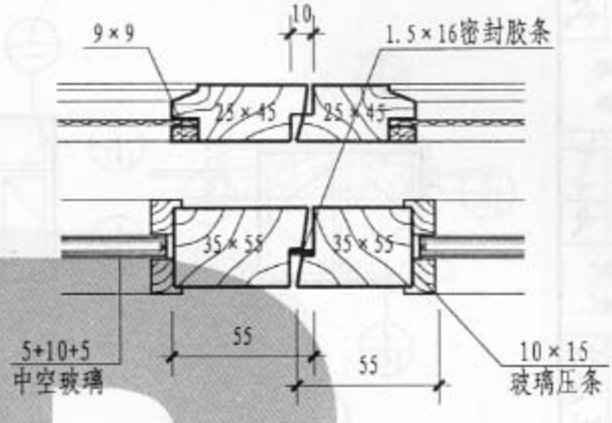

⑥

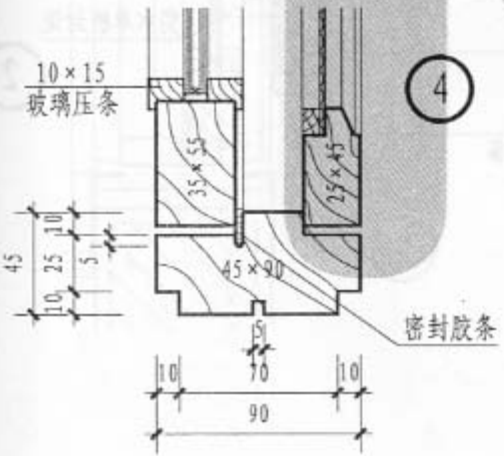

④

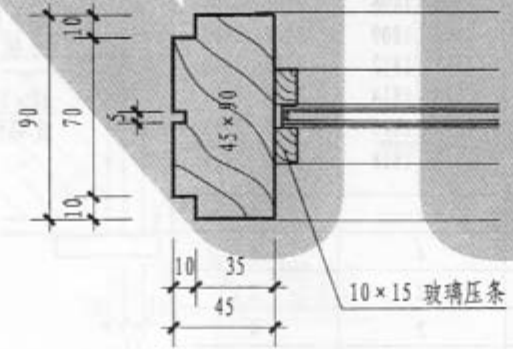

⑦

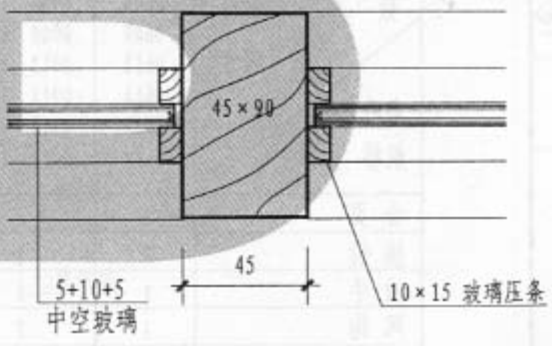

⑧

3PC中空玻璃 带纱扇外平开窗节点（二）	图集号	05J4-1
	页	145

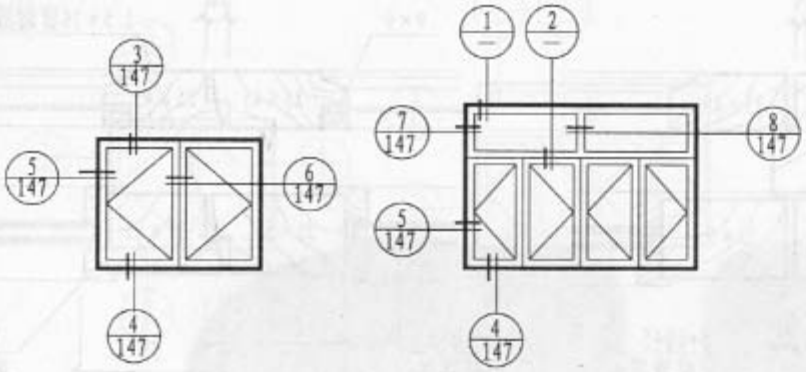

4PC 五金材料表

洞口编号 / 数量 / 名称规格	0606 0609 0612 0614 0615 0618	0906 1206 0909 1209 0912 1212 0914 1214 0915 1215 0918 1218	1506 1806 1509 1809 1512 1812 1514 1814 1515 1815 1518 1818	2106 2406 2109 2409 2112 2412 2114 2414 2115 2415 2118 2418
合 页	2	4	4	8
插 销	2	2	4	4
拉 手	1	1	2	2
风 钩	1	2	2	4
窗套专用紧固件	8	8	8	8

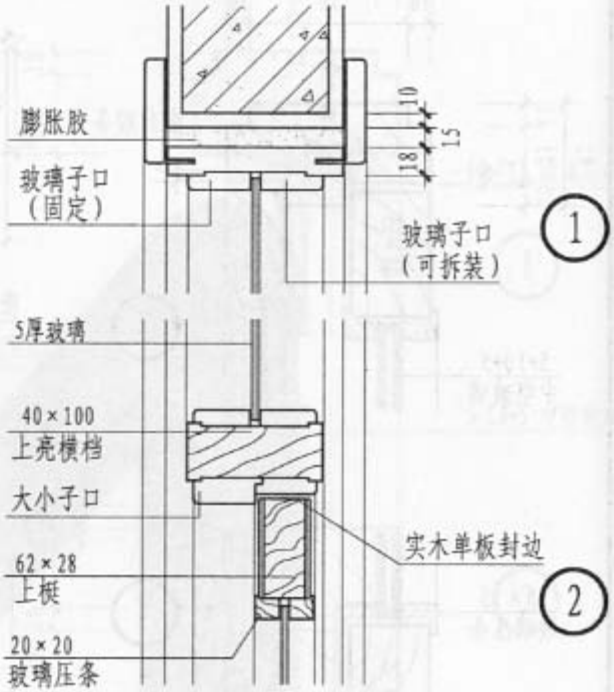

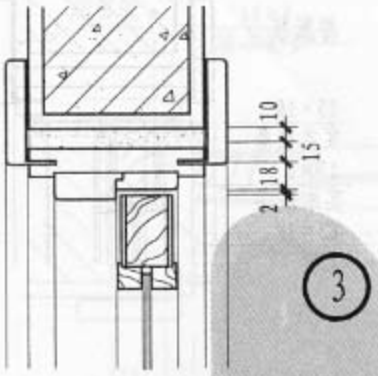

③

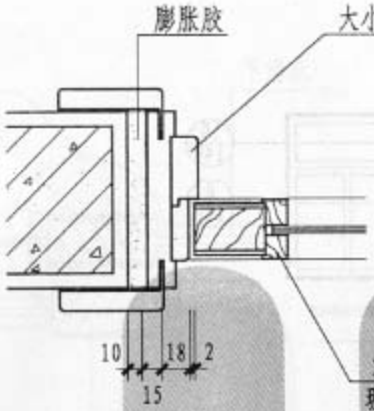

⑤

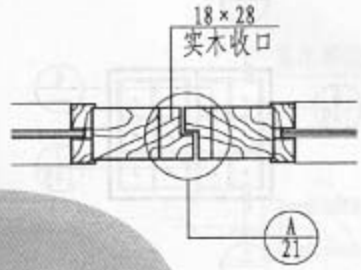

⑥

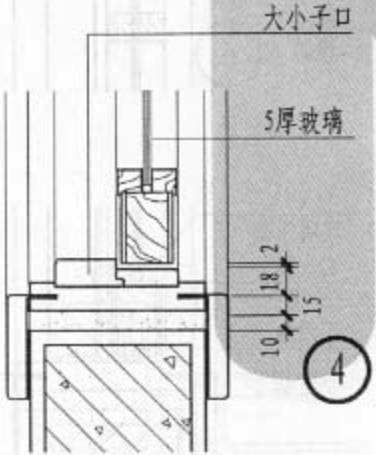

④

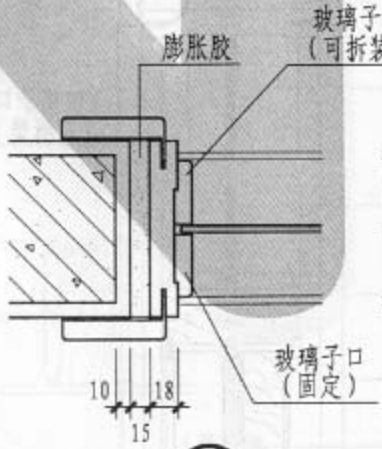

⑦

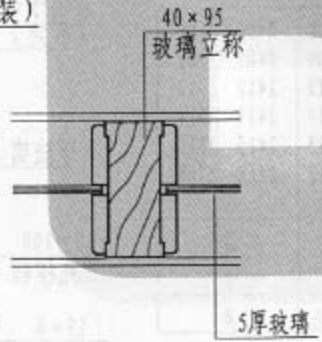

⑧

NB

4PC 室内平开窗节点（二）	图集号	05J4-1
	页	147

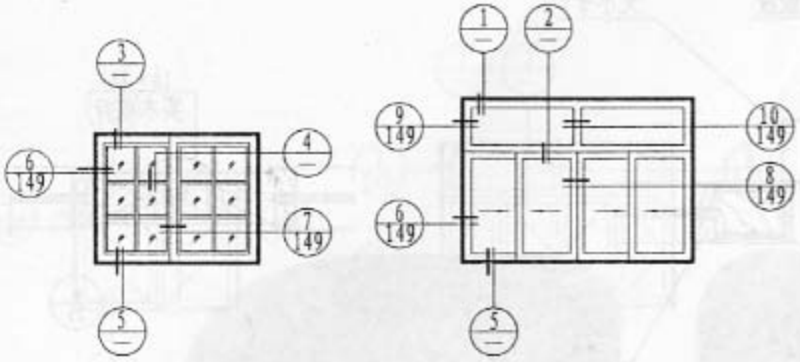

推拉窗五金材料表

名称 规格 \ 数量 \ 洞口编号	1206 1506 1806 1209 1509 1809 1212 1512 1812 1214 1514 1814 1215 1515 1815 1218 1518 1818	2406 2706 2409 2709 2412 2712 2414 2714 2415 2715 2418 2718
下滑轮	4	8
下滑轨	2	2
窗套专用紧固件	8	8

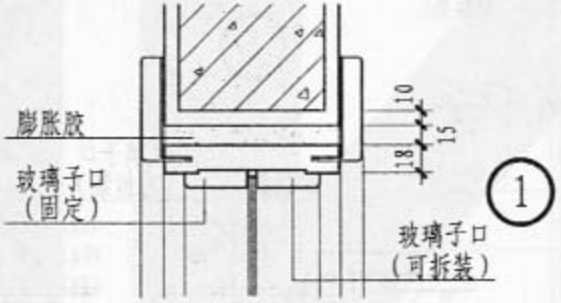

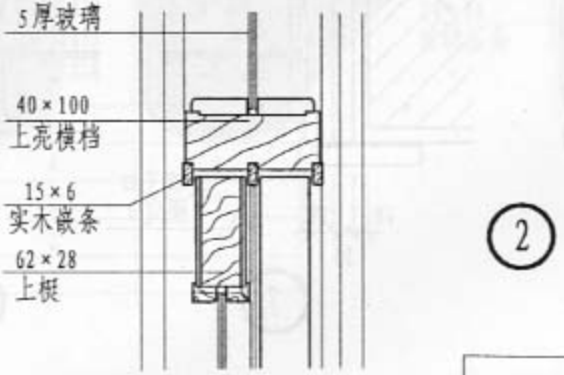

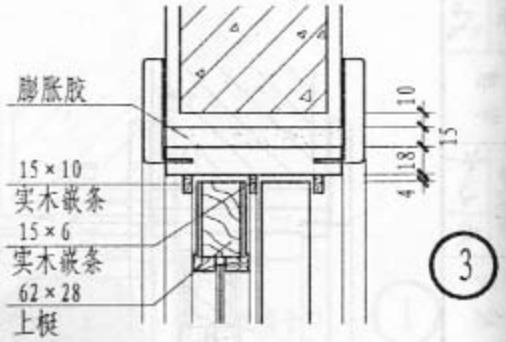

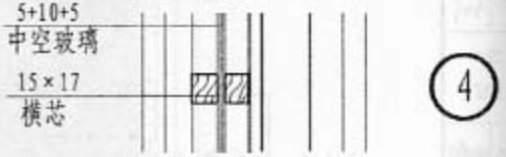

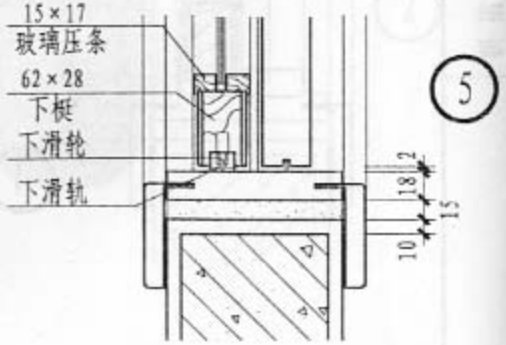

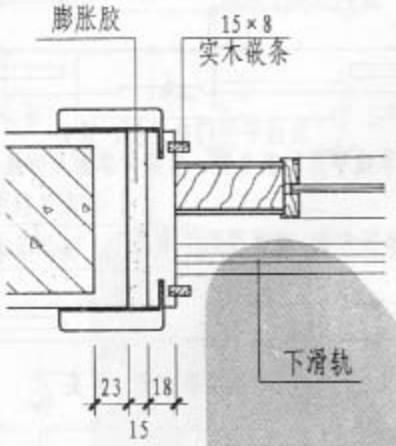

6

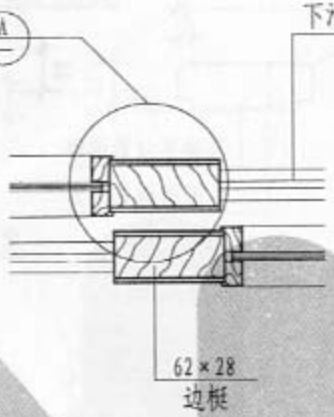

7

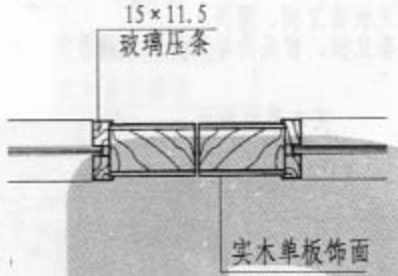

8

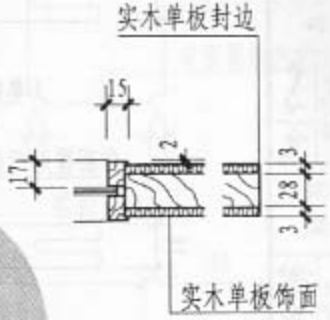

A

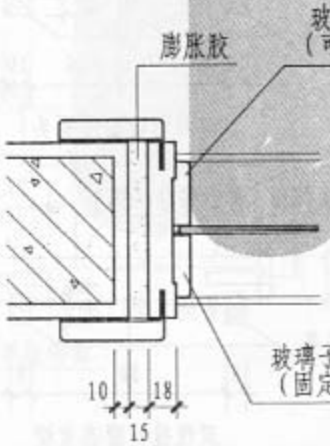

9

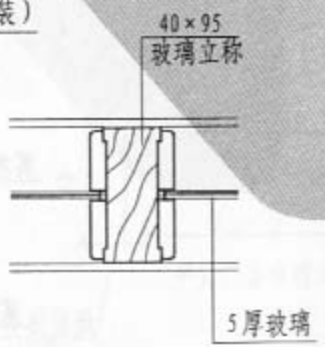

10

注：(1) 玻璃两侧的玻璃压条及横芯、竖芯、一侧固定，另一侧可拆装，便于镶装玻璃；

(2) 实木嵌条、玻璃压条、横芯、竖芯与饰面实木单板用材为同一树种。

NB



双线光板套立梃、冒头
（单线光板套立梃、冒头为单面开饰线槽）

双线带上亮平开门套立梃、冒头
双线带上亮推拉门套冒头

双线推拉门套立梃

双线推拉门套冒头

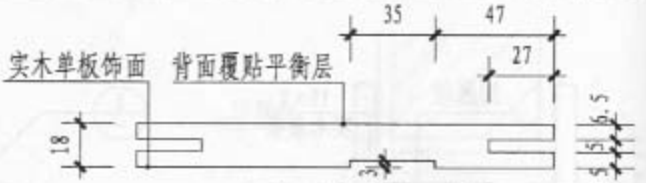

双线平开门套立梃、冒头
（单线平开门套立梃、冒头为单面开饰线槽）

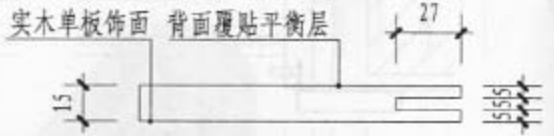

单线窗套立梃、冒头

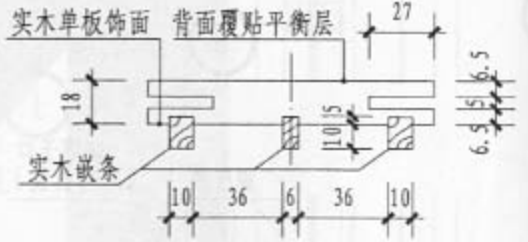

双线推拉窗套冒头

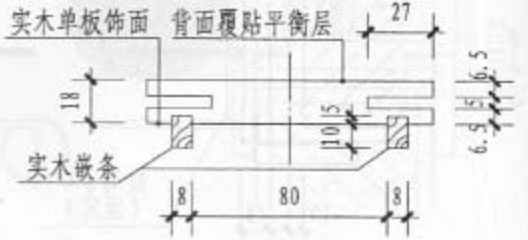

双线推拉窗套立梃

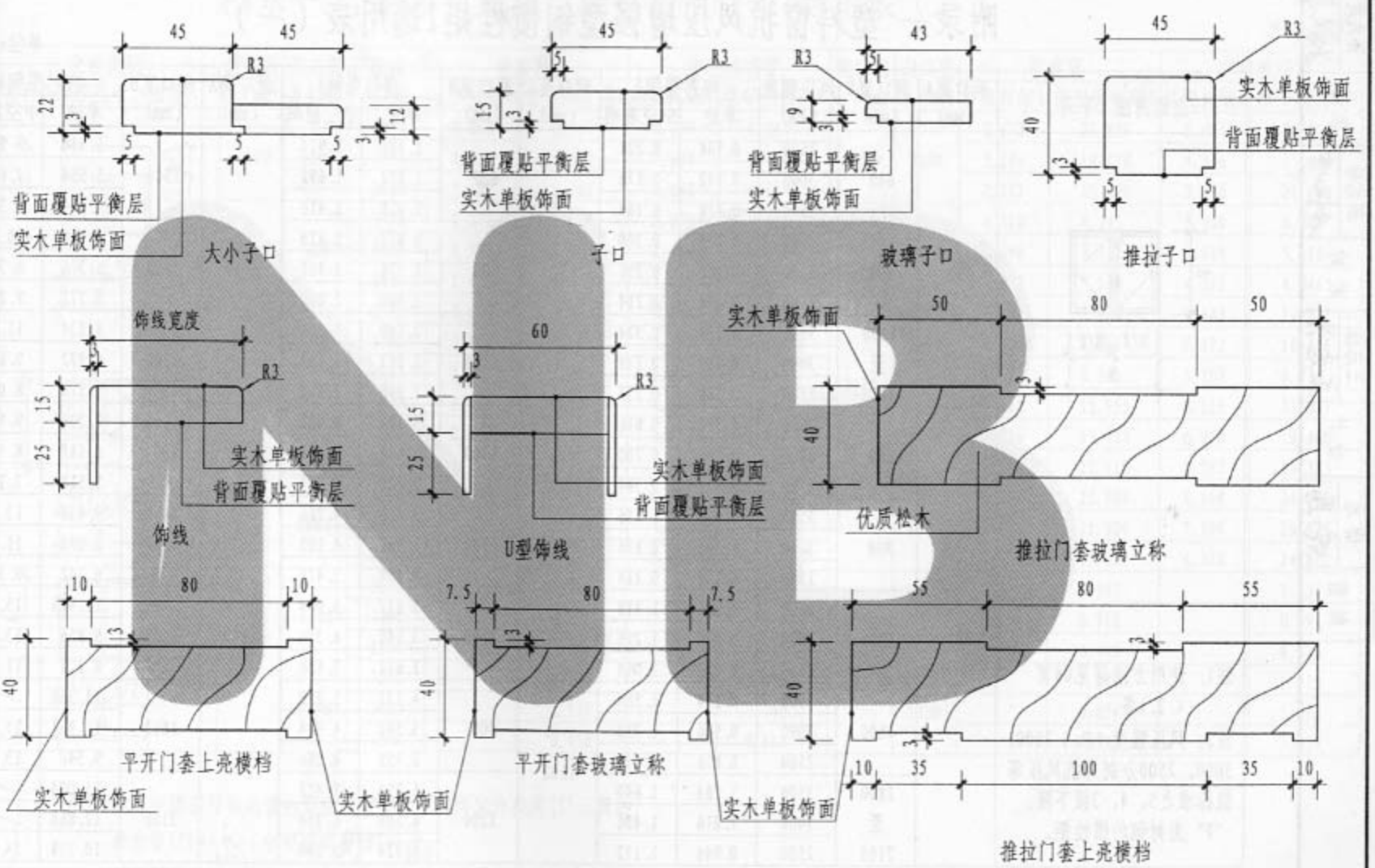

注：（1）门窗套立梃、冒头、子口、饰线等部件加工时基材采用优质中密度纤维板，饰面材料选用0.6mm优质天然实木单板、背面覆贴防潮平衡层。

（2）饰线宽度按设计选定。

门窗套部件截面图（二）	图集号	05J4-1
	页	151

附录一 塑料窗抗风压增强型钢惯性矩I选用表（一）

单位：cm^4

立面简图（平开）	洞口高A（mm）	洞口宽B（mm）	风压强度（Pa）	内衬型钢I 单玻	内衬型钢I 中空玻璃	洞口高A（mm）	洞口宽B（mm）	内衬型钢I 单玻	内衬型钢I 中空玻璃	洞口高A（mm）	洞口宽B（mm）	内衬型钢I 单玻	内衬型钢I 中空玻璃
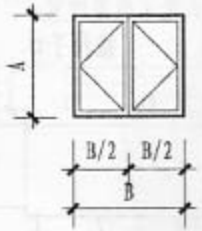	600	600	3500	0.164	0.228	1200	600	1.426	1.974	1500	1500	6.444	8.924
			3000	0.142	0.178			1.222	1.692			5.524	7.648
			2500	0.118	0.164			1.018	1.410			4.604	6.374
		900	3500	0.216	0.300		900	2.072	2.870		1800	7.380	10.218
			3000	0.186	0.256			1.776	2.460			6.326	8.758
			2500	0.154	0.214			1.480	2.050			5.272	7.298
		1200至2100	3500	0.234	0.324		1200	2.640	3.656		2100	8.134	11.262
			3000	0.200	0.278			2.262	3.132			6.972	9.654
			2500	0.168	0.232			1.886	2.610			5.810	8.044
	900	600	3500	0.590	0.816		1500	3.108	4.302	1800	900	7.220	9.996
			3000	0.506	0.700			2.644	3.688			6.188	8.568
			2500	0.422	0.584			2.220	3.074			5.518	7.140
		900	3500	0.836	1.156		1800	3.456	4.786		1200	9.438	13.068
			3000	0.596	0.826			2.962	4.102			8.090	11.202
			2500	0.154	0.214			5.458	3.418			6.742	9.334
		1200	3500	1.024	1.418		2100	3.672	5.084		1500	11.498	15.920
			3000	0.878	1.216			3.146	4.356			9.856	13.646
			2500	0.732	1.014			2.622	3.630			8.212	11.372
		1500	3500	1.144	1.584	1500	900	4.132	5.720		1800	13.364	／
			3000	0.980	1.358			3.542	4.904			11.454	15.860
			2500	0.816	1.132			2.952	4.086			9.546	13.218
		1800至2100	3500	1.184	1.640		1200	5.354	7.412		2100	15.004	／
			3000	1.016	1.406			4.588	6.354			12.860	／
			2500	0.846	1.172			3.924	5.294			10.718	14.840

注1：使用方法详见08页4.2.1条。

注2：风压强度（Pa）3500，3000，2500分别为抗风压等级标准之5，4，3级下限。

“I”为衬钢的惯性矩。

注1：本表中增强型钢的惯性矩值是按照以下构件允许挠度[f]计算的：

单玻窗$[f]=\frac{L}{130}$；中空玻璃窗$[f]=\frac{L}{180}$。

附录一 塑料窗抗风压增强型钢惯性矩I选用表（二）

单位：cm^4

立面简图（平开带亮子、固定）	洞口高A（mm）	洞口宽B（mm）	风压强度（Pa）	单玻窗		中空玻璃窗		洞口高A（mm）	洞口宽B（mm）	单玻窗		中空玻璃窗	
				扇梃衬钢I	横中梃衬钢I	扇梃衬钢I	横中梃衬钢I			扇梃衬钢I	横中梃衬钢I	扇梃衬钢I	横中梃衬钢I
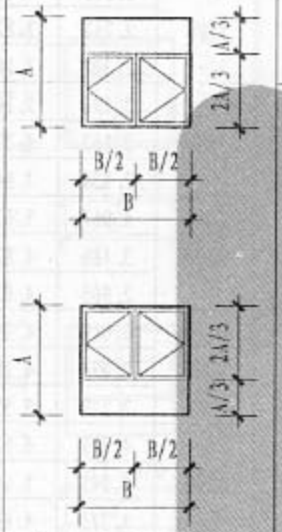	1500	1500	3500	1.666	6.531	2.308	9.043	1800	2100	3.672	21.839	5.084	30.239
			3000	1.428	5.598	1.978	7.751			3.146	18.720	4.356	25.920
			2500	1.190	4.665	1.648	6.549			2.262	15.600	3.630	21.600
	1800	900	3500	2.072	1.557	2.870	2.156	2100	1200	4.310	4.395	5.968	6.085
			3000	1.776	1.335	2.460	1.848			3.694	3.767	5.114	5.216
			2500	1.480	1.113	2.050	1.540			3.078	3.139	4.262	4.346
		1200	3500	2.640	3.843	3.656	5.321		1500	5.158	8.828	7.142	12.222
			3000	2.262	3.293	3.162	4.560			4.422	7.566	6.122	10.476
			2500	1.886	2.745	2.610	3.800			3.682	6.305	5.102	8.730
		1500	3500	3.108	7.694	4.302	10.653		1800	5.864	15.555	8.118	21.537
			3000	2.644	6.594	3.688	9.131			5.026	13.333	6.958	18.460
			2500	2.220	5.495	3.074	7.609			4.188	11.110	5.792	15.383
		1800	3500	3.456	13.542	4.786	18.750		2100	6.402	25.088	8.864	34.738
			3000	2.962	11.608	4.102	16.072			5.488	21.504	7.598	29.776
			2500	2.468	9.673	3.418	13.393			4.574	17.921	6.332	24.812
	600	1200	3500		0.234		0.324	900	900		0.843		1.156
			3000		0.200		0.278				0.716		0.992
			2500		0.168		0.232				0.596		0.826
		1500	3500		0.630		0.870		1200		1.024		1.418
			3000		0.539		0.740				0.878		1.216
			2500		0.450		0.623				0.732		1.014

注1：本表中增强型钢的惯性矩值是按照以下构件允许挠度[f]计算的：

单玻窗$[f]=\frac{L}{130}$；中空玻璃窗$[f]=\frac{L}{180}$。

注2：风压强度（Pa）3500，3000，2500分别为抗风压等级标准之5，4，3级下限，“I”为衬钢的惯性矩。

塑料窗抗风压增强型钢惯性矩选用表（二）	图集号	05J4-1
	页	153

附录一 塑料窗抗风压增强型钢惯性矩I选用表（三）

单位：cm^4

立面简图（推拉）	洞口高A（mm）	洞口宽B（mm）	风压强度（Pa）	内衬型钢I 单玻	内衬型钢I 中空玻璃	洞口高A（mm）	洞口宽B（mm）	内衬型钢I 单玻	内衬型钢I 中空玻璃	洞口高A（mm）	洞口宽B（mm）	内衬型钢I 单玻	内衬型钢I 中空玻璃
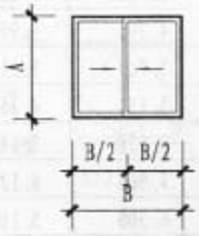	600	600	3500	0.082	0.114	1200	600	0.713	0.987	1500	1500	3.222	4.462
			3000	0.071	0.089			0.611	0.846			2.762	3.824
			2500	0.059	0.082			0.509	0.705			2.302	3.187
		900	3500	0.108	0.150		900	1.036	1.435		1800	3.690	5.109
			3000	0.093	0.128			0.888	1.230			3.163	4.379
			2500	0.077	0.107			0.740	1.025			2.636	3.649
		1200至2100	3500	0.117	0.162		1200	1.320	1.828		2100	4.067	5.631
			3000	0.100	0.139			1.131	1.566			3.486	4.827
			2500	0.084	0.116			0.943	1.305			2.905	4.022
	900	600	3500	0.295	0.408		1500	1.554	2.151	1800	900	3.610	4.998
			3000	0.253	0.350			1.322	1.844			3.094	4.284
			2500	0.211	0.292			1.110	1.537			2.579	3.570
		900	3500	0.418	0.578		1800	1.728	2.393		1200	4.719	6.534
			3000	0.358	0.496			1.481	2.051			4.045	5.601
			2500	0.298	0.413			1.234	1.709			3.371	4.667
		1200	3500	0.512	0.709		2100	1.836	2.542		1500	5.749	7.960
			3000	0.439	0.608			1.573	2.178			4.928	6.823
			2500	0.366	0.507			1.311	1.815			4.016	5.686
		1500	3500	0.572	0.792	1500	900	2.066	2.860		1800	6.682	／
			3000	0.490	0.679			1.771	2.452			5.727	7.930
			2500	0.408	0.566			1.476	2.043			4.773	6.609
		1800至2100	3500	0.592	0.820		1200	2.677	3.706		2100	7.502	／
			3000	0.508	0.703			2.294	3.177			6.430	／
			2500	0.423	0.586			1.912	2.647			5.359	7.420

注2：风压强度（Pa）3500，3000，2500分别为抗风压等级标准之5，4，3级下限。

注1：本表中增强型钢的惯性矩值是按照以下构件允许挠度[f]计算的：

单玻窗$[f]=\frac{L}{130}$；中空玻璃窗$[f]=\frac{L}{180}$。

塑料窗抗风压增强型钢惯性矩选用表（三）	图集号	05J4-1
	页	154

附录一 塑料窗抗风压增强型钢惯性矩I选用表（四）

单位：cm^4

立面简图（推拉带亮子、固定）	洞口高A（mm）	洞口宽B（mm）	风压强度（Pa）	单玻窗		中空玻璃窗		洞口高A（mm）	洞口宽B（mm）	单玻窗		中空玻璃窗	
				扇梃衬钢I	横中梃衬钢I	扇梃衬钢I	横中梃衬钢I			扇梃衬钢I	横中梃衬钢I	扇梃衬钢I	横中梃衬钢I
	1500	1500	3500	0.833	6.531	1.154	9.043	1800	2100	1.836	21.839	2.542	30.239
			3000	0.714	5.598	0.989	7.751			1.573	18.720	2.178	25.920
			2500	0.595	4.665	0.824	6.549			1.311	15.600	1.815	21.600
	1800	900	3500	1.036	1.557	1.435	2.156	2100	1200	2.155	4.395	2.984	6.085
			3000	0.888	1.335	1.230	1.848			1.847	3.767	2.557	5.216
			2500	0.740	1.113	1.025	1.540			1.539	3.139	2.131	4.346
		1200	3500	1.320	3.843	1.828	5.321		1500	2.579	8.828	3.571	12.222
			3000	1.131	3.293	1.566	4.560			2.211	7.566	3.061	10.476
			2500	0.943	2.745	1.305	3.800			1.842	6.305	2.551	8.730
		1500	3500	1.554	7.694	2.151	10.653		1800	2.932	15.555	4.059	21.537
			3000	1.322	6.594	1.844	9.131			2.513	13.333	3.479	18.460
			2500	1.110	5.495	1.537	7.609			2.094	11.110	2.899	15.383
		1800	3500	1.728	13.542	2.393	18.750		2100	3.201	25.088	4.432	34.738
			3000	1.481	11.608	2.051	16.072			2.744	21.504	3.799	29.776
			2500	1.234	9.673	1.709	13.393			2.287	17.921	3.166	24.812
	1200	900	3500		2.072		2.870	1500	900		4.132		5.720
			3000		1.776		2.450				3.542		4.904
			2500		1.480		2.050				2.952		4.086
		1200	3500		2.640		3.656		1200		5.354		7.412
			3000		2.262		3.132				4.588		6.354
			2500		1.886		2.610				3.824		5.294

注1：本表中增强型钢的惯性矩值是按照以下构件允许挠度[f]计算的：

单玻窗$[f]=\frac{L}{130}$；中空玻璃窗$[f]=\frac{L}{180}$。

注2：风压强度（Pa）3500，3000，2500分别为抗风压等级标准之5，4，3级下限。“I”为衬钢的惯性矩。

塑料窗抗风压增强型钢惯性矩选用表（四）	图集号	05J4-1
	页	155

附录二 铝合金外窗抗风压最大洞口尺寸选用表

40 系列平开铝合金窗 ① 表 1

基本风压（KN/M²）	基本窗允许最大洞口尺寸（洞宽B×洞高A）		
0.30	2100×1500	2100×1000	
0.35	2100×1500	2100×1000	
0.40	1800×1500	2100×1000	
0.45	1800×1500	2100×1000	
0.50	1500×1500	2100×1000	
0.55	1500×1500	2100×1000	
0.60	1500×1500	2100×1000	
0.65	1500×1500	2100×1000	
0.70	1200×1500	2100×1000	
0.75	1200×1500	2100×1000	

50 系列平开铝合金窗 ② 表 2

基本风压（KN/M²）	基本窗允许最大洞口尺寸（洞宽B×洞高A）		
0.30	2100×1800	2100×1500	2100×1200
0.35	2100×1800	2100×1500	2100×1200
0.40	2100×1800	2100×1500	2100×1200
0.45	2100×1800	2100×1500	2100×1200
0.50	2100×1800	2100×1500	2100×1200
0.55	2100×1800	2100×1500	2100×1200
0.60	2100×1800	2100×1500	2100×1200
0.65	1800×1800	2100×1500	2100×1200
0.70	1800×1800	2100×1500	2100×1200
0.75	1500×1800	2100×1500	2100×1200

70 系列平开铝合金窗 ③ 表 3

基本风压（KN/M²）	基本窗允许最大洞口尺寸（洞宽B×洞高A）		
0.30	2100×1800	2100×1500	2100×1200
0.35	2100×1800	2100×1500	2100×1200
0.40	2100×1800	2100×1500	2100×1200
0.45	2100×1800	2100×1500	2100×1200
0.50	2100×1800	2100×1500	2100×1200
0.55	2100×1800	2100×1500	2100×1200
0.60	2100×1800	2100×1500	2100×1200
0.65	2100×1800	2100×1500	2100×1200
0.70	1800×1800	2100×1500	2100×1200
0.75	1500×1800	2100×1500	2100×1200

注：本表1～表3供设计选用铝合金外窗作为参考，一般按此选用且取5～6厚普通平板玻璃可满足抗风压要求。

举例：已知基本风压0.50KN/M²，采用50系列铝合金型材，5厚平板玻璃，窗扇平开。选洞口面积，根据“50系列”和“平开”等特征，选用表2，从左面“基本风压”选0.5一栏，的最大面积为2100×1800。

55 系列推拉铝合金窗 ④ 表 4

基本风压（KN/M²）	基本窗允许最大洞口尺寸（洞宽B×洞高A）			
0.30	2400×2100	2700×1800	2700×1500	2700×1200
0.35	2400×2100	2700×1800	2700×1500	2700×1200
0.40	2400×2100	2700×1800	2700×1500	2700×1200
0.45	2100×2100	2400×1800	2700×1500	2700×1200
0.50	1800×2100	2400×1800	2100×1500	2700×1200
0.55	1800×2100	2400×1800	2400×1500	2700×1200
0.60	1500×2100	2400×1800	2400×1500	2400×1200
0.65	1500×2100	2100×1800	1800×1500	2100×1200
0.70	1200×2100	2100×1800	1800×1500	2100×1200
0.75	1200×2100	2100×1800	1800×1500	2100×1200

70 系列推拉铝合金窗 ⑤ 表 5

基本风压（KN/M²）	基本窗允许最大洞口尺寸（洞宽B×洞高A）			
0.30	2700×2100	2700×1800	2100×1800*	2700×1500
0.35	2700×2100	2700×1800	2100×1800*	2700×1500
0.40	2700×2100	2700×1800	2100×1800*	2700×1500
0.45	2400×2100	2700×1800	2100×1800*	2700×1500
0.50	2400×2100	2700×1800	2100×1800*	2700×1500
0.55	2100×2100	2400×1800	1800×1800*	2700×1500
0.60	2100×2100	2400×1800	1800×1800*	2700×1500
0.65	2100×2100	2100×1800	1500×1800*	2700×1500
0.70	2100×2100	2100×1800	1500×1800*	2700×1500
0.75	2100×2100	2100×1800	1200×1800*	2700×1500

70 系列平开铝合金窗 ⑥ 表 6

基本风压（KN/M²）	基本窗允许最大洞口尺寸（洞宽B×洞高A）			
0.30	2700×2100	2700×1800	2400×1800*	2700×1500
0.35	2700×2100	2700×1800	2400×1800*	2700×1500
0.40	2700×2100	2700×1800	2400×1800*	2700×1500
0.45	2400×2100	2700×1800	2400×1800*	2700×1500
0.50	2400×2100	2700×1800	2400×1800*	2700×1500
0.55	2400×2100	2700×1800	2400×1800*	2700×1500
0.60	2400×2100	2700×1800	2100×1800*	2700×1500
0.65	2400×2100	2700×1800	2100×1800*	2700×1500
0.70	2100×2100	2400×1800	1800×1800*	2700×1500
0.75	2100×2100	2400×1800	1500×1800*	2700×1500

注：1、本表4－表6供设计选用铝合金外窗作为参考，一般按此选用且取5～6厚普通平板玻璃可满足抗风压要求。

2、本表5、表6中的洞口尺寸洞高A为1800的，后面有“*”符号者为无亮子的窗。

附录三 铝合金窗抗风压图 （一）

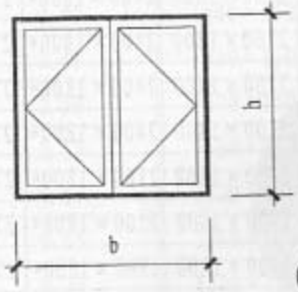

①

50/1 系列铝合金窗立面图

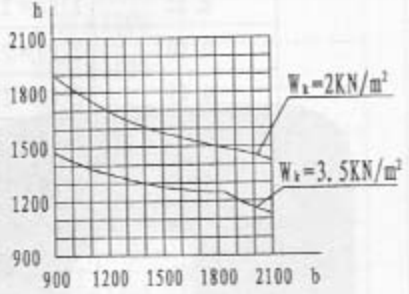

50/1 系列铝合金窗抗风压图

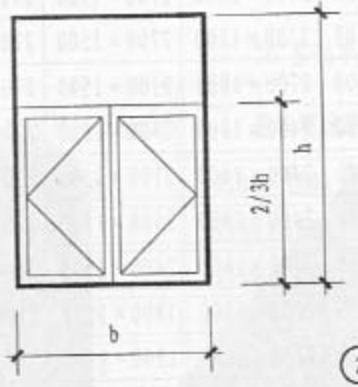

②

50/2 系列铝合金窗立面图

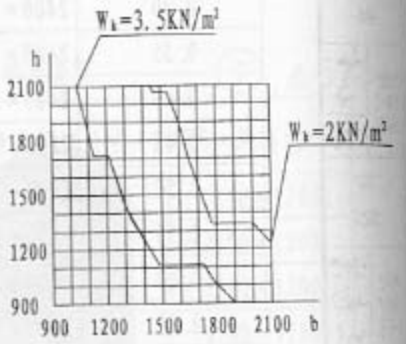

50/2 系列铝合金窗立面图

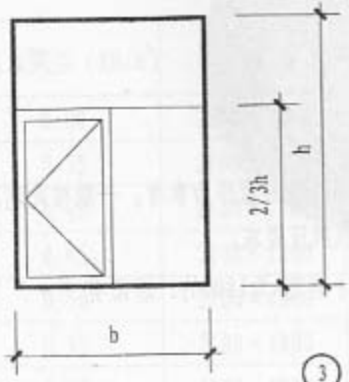

③

50/3 系列铝合金窗立面图

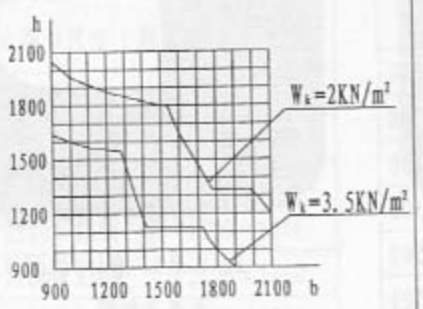

50/3 系列铝合金窗抗风压图

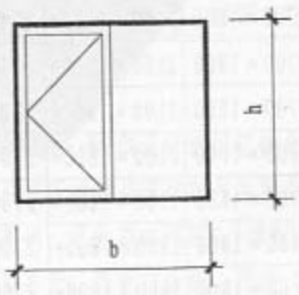

④

50/4 系列铝合金窗立面图

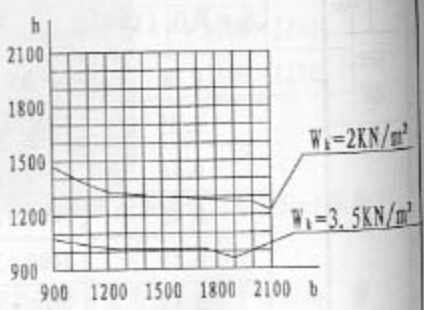

50/4 系列铝合金窗抗风压图

注：b为窗洞口宽，h为窗洞口高，W_k为建筑外窗要求的基本风压值，说明详见160页。

50系列铝合金
中空玻璃平开窗抗风压图

图集号	05J4-1
页	158

附录三 铝合金窗抗风压图 （二）

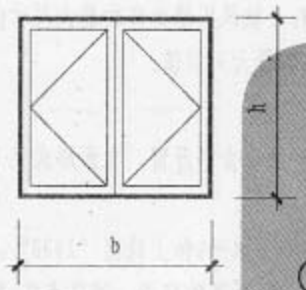

70/1 系列铝合金窗立面图

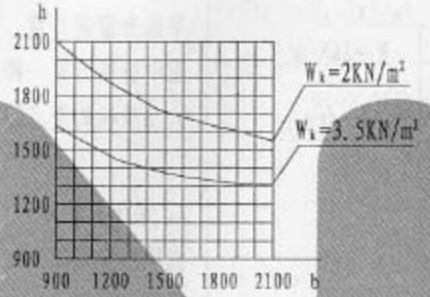

⑤

70/1 系列铝合金窗抗风压图

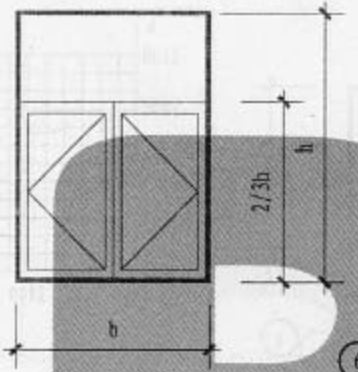

70/2 系列铝合金窗立面图

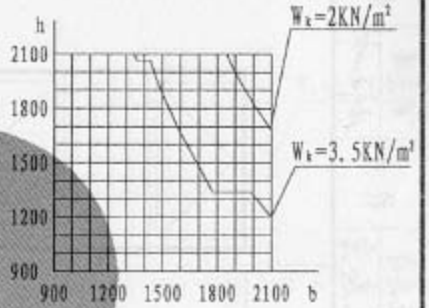

⑥

70/2 系列铝合金窗立面图

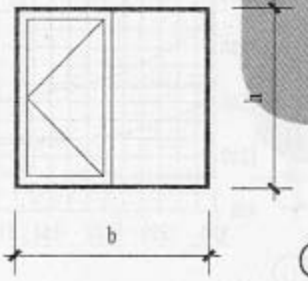

70/3 系列铝合金窗立面图

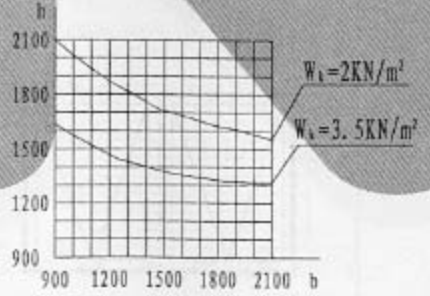

⑦

70/3 系列铝合金窗立面图

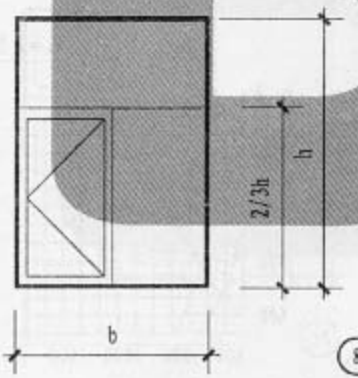

70/4 系列铝合金窗立面图

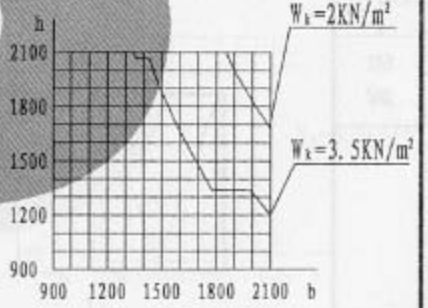

⑧

70/4 系列铝合金窗立面图

注：详见158页。

附录三 铝合金窗抗风压图 （三）

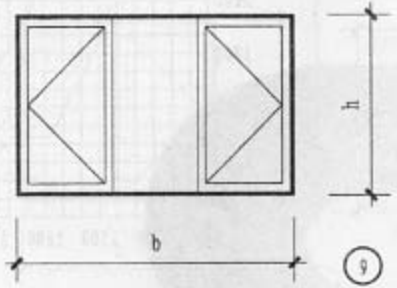

70/5 系列铝合金窗立面图

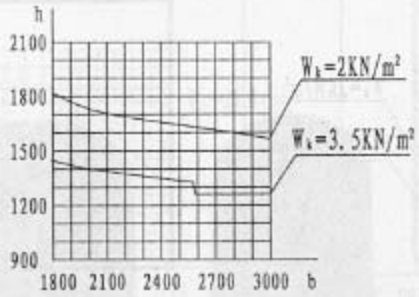

70/5 系列铝合金窗抗风压图

说明：1、附录三是用图形查铝合金窗的抗风压能力，直角坐标水平线为窗洞口宽，垂直线为窗洞口高度。每小格为100×100，图中折线为某一特定 W_k（抗风压值允许的最大尺寸值），它与b、h坐标的交点即为它的最大洞口值。

2、举例：已知：70系列铝合金平开窗，立面形式见⑨(一)，抗风压要求2KN/m²。

解：设定b=2400，由⑨(二)图水平b轴上找出“2400”，顺其垂直线往上查得与“W_k=2KN/m²”折线的交点，该交点在h轴上的数值“1650”即为其允许的最大窗洞口高度。

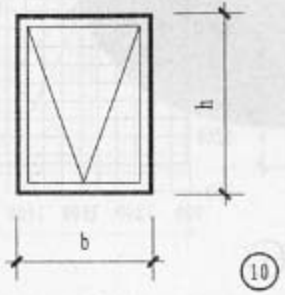

70/6 系列铝合金窗立面图

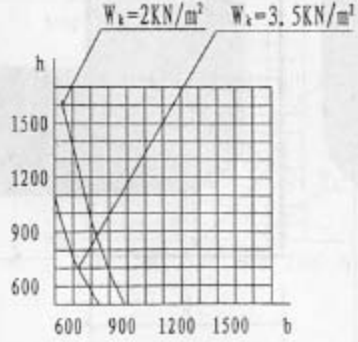

70/6 系列铝合金窗立面图

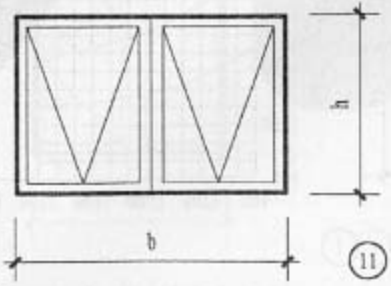

70/7 系列铝合金窗立面图

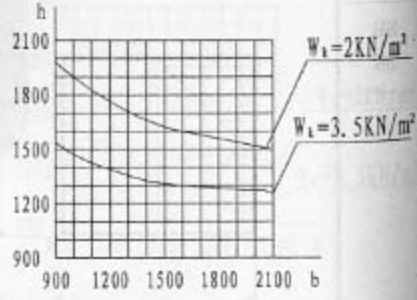

70/7 系列铝合金窗立面图

注：详见158页。

附录三 铝合金窗抗风压图 （四）

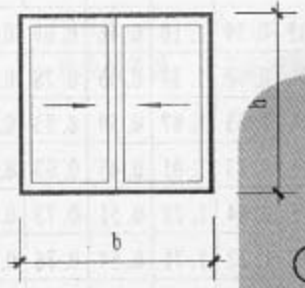

70/1 系列铝合金窗立面图

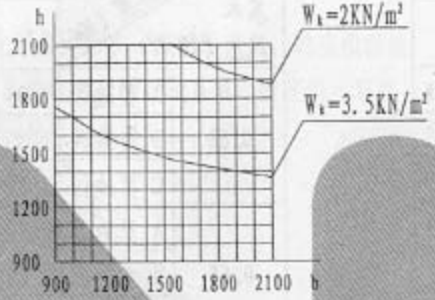

70/1 系列铝合金窗抗风压图

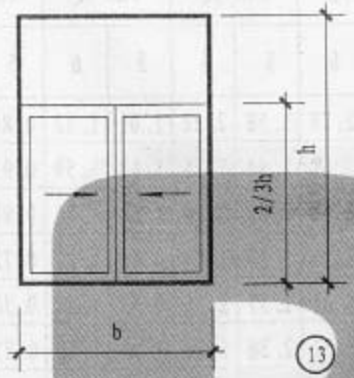

70/2 系列铝合金窗立面图

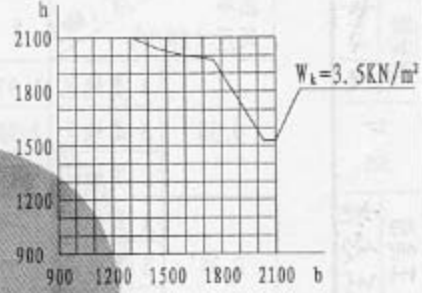

70/2 系列铝合金窗立面图

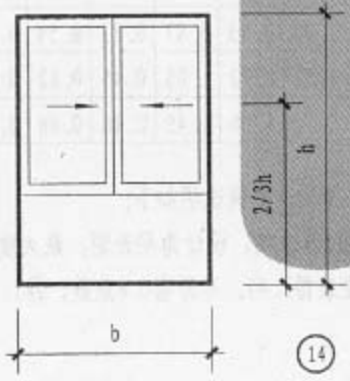

70/3 系列铝合金窗立面图

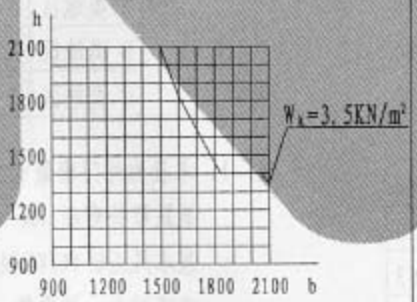

70/3 系列铝合金窗抗风压图

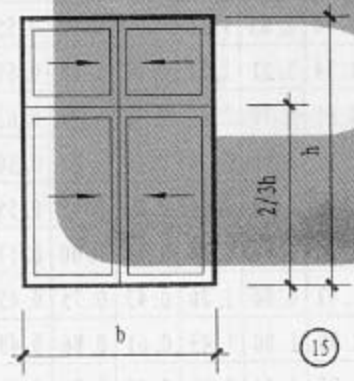

70/4 系列铝合金窗立面图

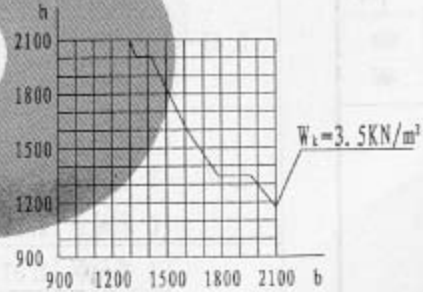

70/4 系列铝合金窗抗风压图

注：详见158页。

附录四 铝合金窗的玻璃面积最大允许值

基本风压（KN/M²）	高度（M）	10M 处		24M 处		50M 处		100M 处	
	玻璃厚度（MM）	5	6	5	6	5	6	5	6
0.30	A 类地区	1.97	2.77	1.58	2.22	1.01	1.42	0.84	1.48
	B 类地区	2.70	3.60	1.84	2.75	1.13	1.59	0.93	1.31
	C 类地区	3.60	3.80	2.65	3.59	1.22	1.71	0.98	1.37
0.35	A 类地区	1.69	2.25	1.35	1.90	0.86	1.20	0.72	1.01
	B 类地区	2.32	3.31	1.57	2.35	0.98	1.38	0.78	1.11
	C 类地区	3.24	3.71	2.30	3.24	1.05	1.48	0.82	1.16
0.40	A 类地区	1.47	1.96	1.18	1.67	0.74	1.05	0.63	0.88
	B 类地区	2.05	2.87	1.36	2.04	0.84	1.18	0.68	0.96
	C 类地区	2.89	3.63	1.98	2.80	0.92	1.30	0.72	1.01
0.45	A 类地区	1.30	1.74	1.05	1.48	0.65	0.92	0.55	0.78
	B 类地区	1.80	2.54	1.21	1.82	0.74	1.04	0.61	0.86
	C 类地区	2.52	3.61	1.77	2.48	0.79	1.12	0.63	0.90
0.50	A 类地区	1.17	1.57	0.95	1.34	0.58	0.82	0.50	0.71
	B 类地区	1.62	2.28	1.09	1.63	0.67	0.95	0.55	0.80
	C 类地区	2.32	3.26	1.59	2.24	0.71	1.00	0.57	0.80
0.55	A 类地区	1.07	1.42	0.86	1.20	0.47	0.75	0.45	0.63
	B 类地区	1.47	2.80	1.00	1.49	0.61	0.86	0.49	0.70
	C 类地区	1.96	2.75	1.44	2.03	0.64	0.91	0.51	0.72

基本风压（KN/M²）	高度（M）	10M 处		24M 处		50M 处		100M 处	
	玻璃厚度（MM）	5	6	5	6	5	6	5	6
0.60	A 类地区	0.99	1.32	0.79	1.10	0.46	0.69	0.41	0.57
	B 类地区	1.35	1.90	0.92	1.37	0.55	0.78	0.45	0.64
	C 类地区	1.89	2.66	1.33	1.87	0.59	0.83	0.46	0.65
0.65	A 类地区	0.91	1.21	0.73	1.01	0.45	0.63	0.37	0.53
	B 类地区	1.25	1.75	0.84	1.27	0.51	0.73	0.42	0.59
	C 类地区	1.77	2.48	1.22	1.71	0.54	0.76	0.43	0.60
0.70	A 类地区	0.84	1.17	0.67	0.93	0.41	0.58	0.35	0.49
	B 类地区	1.16	1.63	0.78	1.17	0.47	0.67	0.38	0.55
	C 类地区	1.64	2.31	1.13	1.58	0.50	0.71	0.39	0.56
0.75	A 类地区	0.78	1.09	0.63	0.87	0.33	0.54	0.33	0.46
	B 类地区	1.08	1.52	0.72	1.05	0.45	0.62	0.36	0.51
	C 类地区	1.52	2.13	1.06	1.49	0.46	0.66	0.36	0.52

注：1、本表为外门窗最大允许面积，举例说明如下：

某别墅外窗高10M，采用5厚玻璃，设计为平开窗，最大玻璃面积1.50M²；基本风压0.40IKN/M²查表得1.47，平开窗0.8系数，得1.18M²<1.50M²；玻璃过大，要调整。

2、本表的A类地区指近海海面、海岛、湖岸及沙漠地区；B类地区指田野、乡村、丛林、丘陵以及房屋较稀疏的中小城镇和大城市郊区；C类地区指密集建筑群的大城市市区。

3、本表为玻璃四周围固定时的允许最大面积，在实际应用，尚应根据玻璃厚度，开启形式，门窗扇刚度乘以相应的折减系数，固定扇可取接近表列数值；平开扇乘以0.8；推拉扇乘以0.9。

NB