

# 木 门

西南11J611

中国建筑西南设计研究院有限公司 编制







编制 易黎明  
校核 冯明才  
审核 冯明才

# 木 门

西南11J611

实施日期：2011年06月01日

主编单位：中国建筑西南设计研究院有限公司

主编单位负责人   
主编单位技术负责人   
技术审定人   
编制负责人 

## 目 录

目录.....	1	平开带玻门选用表.....	62
编制说明（一）、（二）.....	2、3	推拉带玻门选用表.....	63
木门类型图（一）、（二）.....	4、5	弹簧带玻门选用表.....	64
平开（推拉、弹簧）夹板门立面01~11.....	6~16	百页门选用表.....	65
平开（推拉、弹簧）镶板门立面01~12.....	17~28		
平开（推拉、弹簧）带玻门立面01~13.....	29~41		
平开（推拉、弹簧）百页门立面01~02.....	42、43		
平开门大样示意图（一）~（六）.....	44~49		
推拉门大样示意图（一）~（六）.....	50~55		
平开夹板门选用表.....	56		
推拉夹板门选用表.....	57		
弹簧夹板门选用表.....	58		
平开镶板门选用表.....	59		
推拉镶板门选用表.....	60		
弹簧镶板门选用表.....	61		

目录

西南11J611

页次 1



## 编制说明

### 1、适用范围:

本图集适用于西南地区一般民用建筑和一般工业建筑,不适用于有防火、防盗、隔音、保温等特殊要求的门。

### 2、编制依据:

2.1 本图集是根据现有国家规范、标准和行业技术规定,参考原西南04J611《常用木门》的基础上进行修编的。

#### 2.2 采用规范及标准:

《建筑装饰装修工程质量验收规范》	GB50210-2001
《建筑木门、木窗》	JG/T 122-2000
《木质门》	WB/T1024-2006
《建筑玻璃应用技术规程》	JGJ 133-2003
《国家有关木林人造木板、饰面木人造板等标准》	
《中密度纤维板》	GB11718-1999
《民用建筑设计通则》	GB50352-2005
《房屋建筑制图统一标准》	GB/T50001-2010
《建筑制图标准》	GB/T50104-2010
《室内装饰装修材料人造板及其制品中甲醛释放限量》	GB18580-2001
《室内装饰装修材料胶粘剂中有害物质限量》	GB18583-2001
《木结构工程施工质量验收规范》	GB50206-2002
《建筑设计防火规范》	GB50016-2006
《高层民用建筑设计防火规范》	GB50045-95(2005年版)

### 3、编制内容:

3.1 本图集编制了以平开、推拉、弹簧、等开启方式的各种样式的木质夹板门和镶板门,并编制了相应的构造详图。立面图均以立面表示。

#### 3.2 材料及制作要求:

##### 3.2.1 木材

3.2.2 木材应选用一、二级红白松木或材质相似的木材。

3.2.3 木材应经干燥处理,含水率 $\leq 10\%$ 。

3.2.4 木材应经过专门的防腐、防虫、防变形的处理。

4.1.4 木材的干燥、拆验、储存、运输等要求均应符合《建筑木门、木窗》的相关标准。

3.2.5 夹板门的内框架采用指接胶粘接长时,应符合国家I级标准,指接处不应开榫打钉。

3.2.6 夹板门的面板,可用五层优质胶合板或中密度纤维板。实木镶板门的镶板可用实木板或七层胶合板或中密度纤维板,其质量均应符合国家有关标准。

3.2.7 门框长度应按下端埋入20mm制作。

##### 3.3 玻璃

3.3.1 门用玻璃一般选用厚度为5mm的钢化透明玻璃和钢化磨砂玻璃,或是夹胶玻璃。当有保温隔热要求时,应选用9-12mm厚的中空夹胶玻璃。

3.3.2 安装玻璃前应先用硅酮胶,后装玻璃,再用木压条粘牢。

3.3.3 对运动和健身房,儿童活动场所必须采用符合标准的安全玻璃。

3.3.4 用于隐蔽空间的,选用压花玻璃或磨砂玻璃。

编制说明(一)

西南11J611

页次 2



### 3.3油漆

3.3.1常用的油漆有不饱和聚酯漆(PE)、硝基漆(NC)、聚氨酯漆(PU)、紫外线光固干燥漆(UV)。

3.3.2 木门表面经刨光打磨后,一般刷三道底漆,二道面漆。其油漆表面光高度均应达到各种油漆的光高度要求。

3.3.3选用的不同的油漆类别,应根据木门的材质,样式和使用的位置要求,颜色按单项工程确定。

### 4.4五金

3.4.1五金配件一律采用市场中符合国家标准的产品。

### 3.5胶粘剂

3.5.1必须使用符合环保卫生标准的耐水、无毒型胶粘剂。

### 3.6门

#### 3.6.1门型及编号:

3.6.1.1 按开启方式分为:

平开门—P

推拉门—T

弹簧门—H

固定门—G

3.6.1.2本图集编制内容按构造分为:

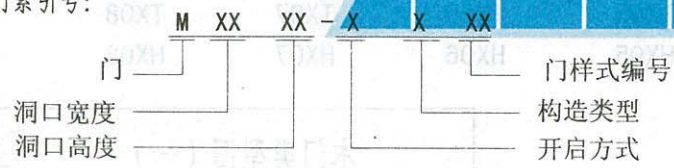
夹板门—J 带玻门—B

镶板门—X 百页门—Y

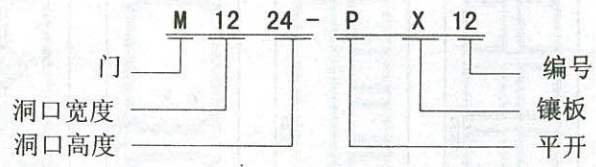
3.6.1.3 木门的样式按阿拉伯数字为序编号,见样式编号图

### 4、索引方法

#### 4.1、门索引号:

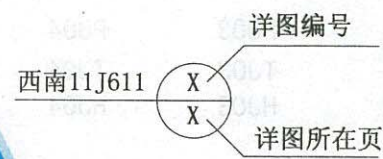


例:



#### 4.2 本图集索引方式:

例:



### 5、其他

5.1 本图集所编入的规格尺寸是以《建筑门窗洞口系列》GB5824-86为准,如有非标要求,可自行与厂家联系制作。

5.2 本图集所编入的门型样式以量大面广的工程所用为主,如有特殊的样式或材质的要求,需设计人员与厂家联系。

5.3 本图集门所示的拉手,仅是组合示意,可根据不同的开启方式和门的使用位置要求,跟厂家提出专门的要求。

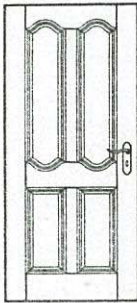
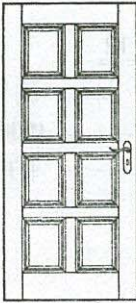
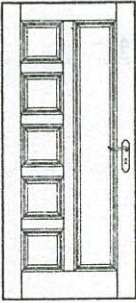
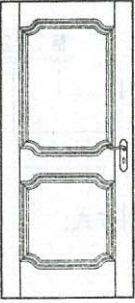
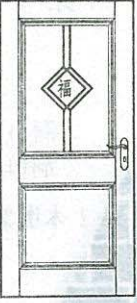

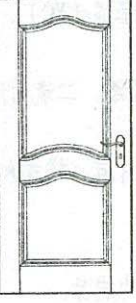
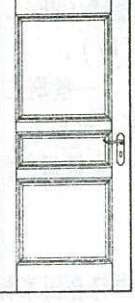
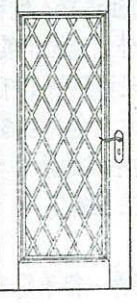
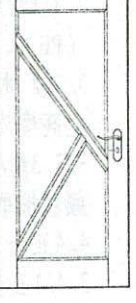
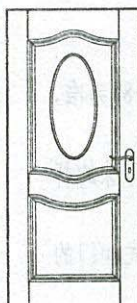
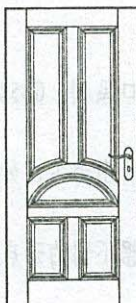
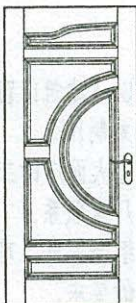
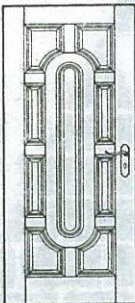
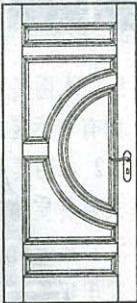
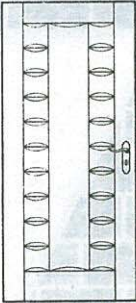
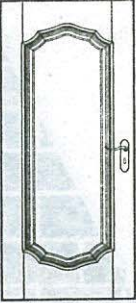

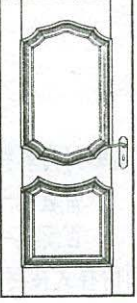
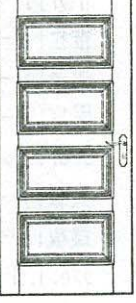
5.4 本图集所注尺寸均为毫米(mm)。

5.5 本图集未尽事均应按国家现行规范、标准执行。

### 编制说明(二)

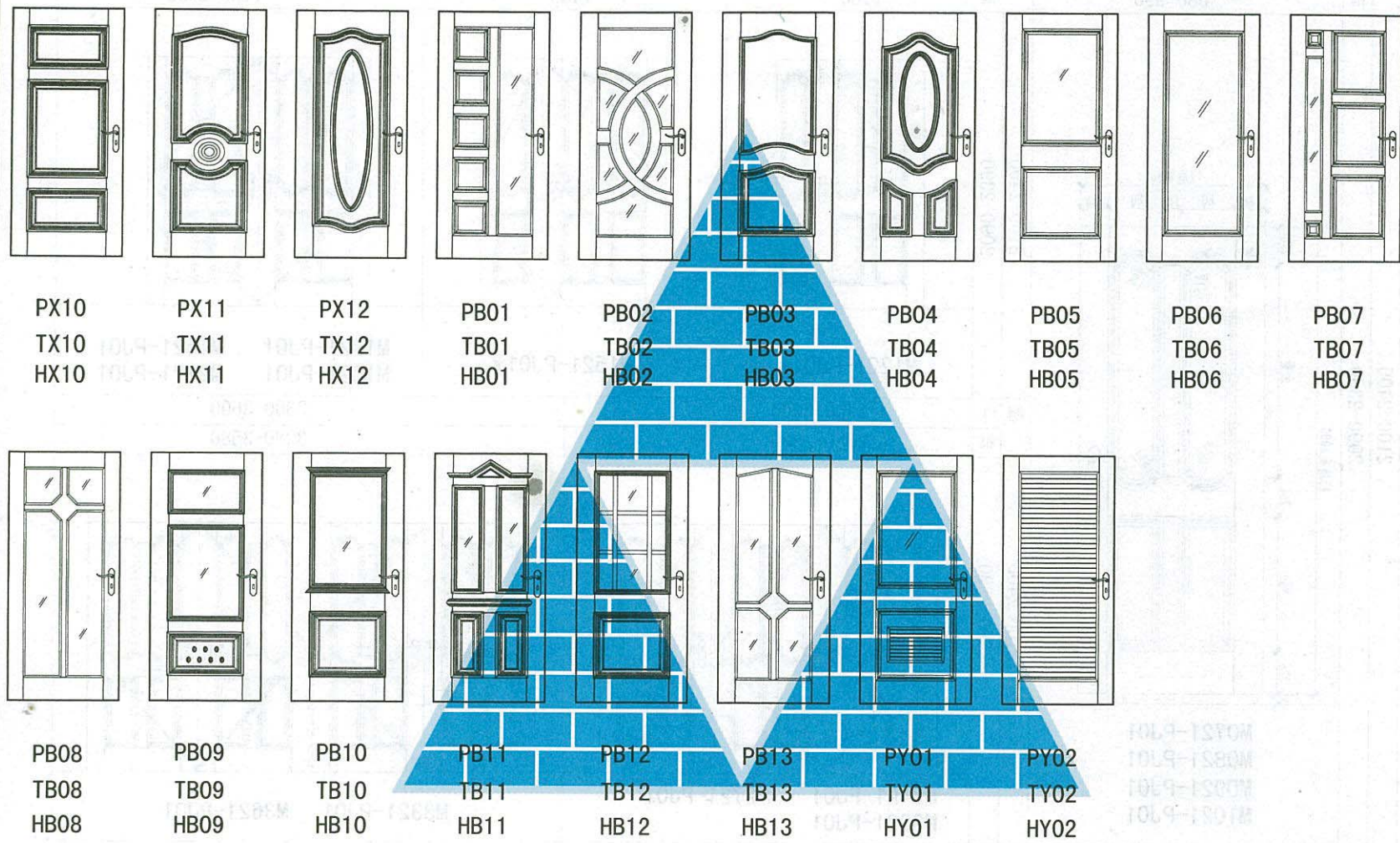
西南11J611
页次 3



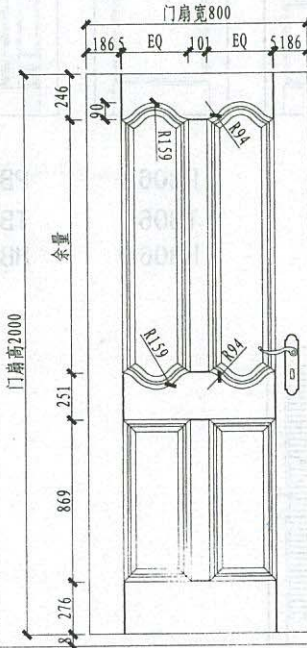
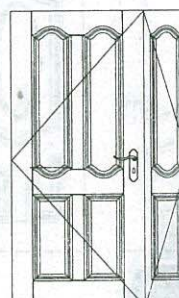
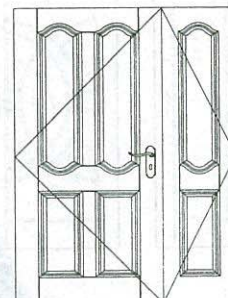
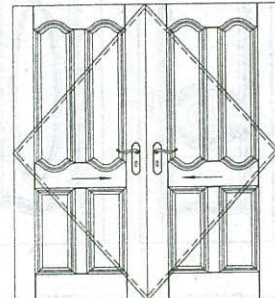
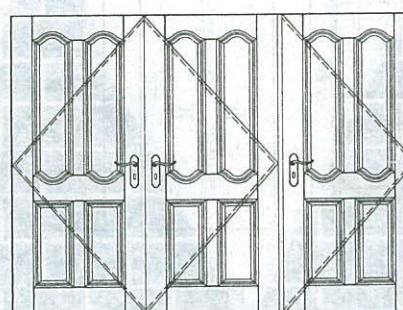
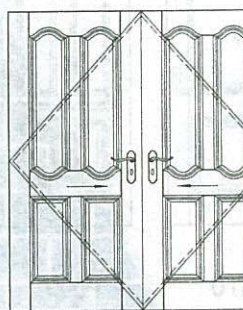
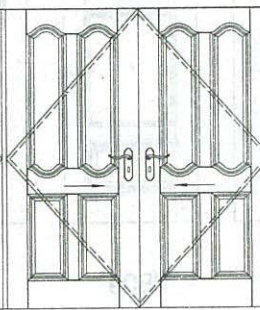
									
PJ01	PJ02	PJ03	PJ04	PJ05	PJ06	PJ07	PJ08	PJ09	PJ10
TJ01	TJ02	TJ03	TJ04	TJ05	TJ06	TJ07	TJ08	TJ09	TJ10
HJ01	HJ02	HJ03	HJ04	HJ05	HJ06	HJ07	HJ08	HJ09	HJ10
									
PJ11	PX01	PX02	PX03	PX04	PX05	PX06	PX07	PX08	PX09
TJ11	TX01	TX02	TX03	TX04	TX05	TX06	TX07	TX08	TX09
HJ11	HX01	HX02	HX03	HX04	HX05	HX06	HX07	HX08	HX09

木门类型图 (一)







洞口	700-1000	洞口	1200	1500	1200-2100	
	框	680-990	框	1180	1480	1180-2080
2100-2400 2090-2390 门扇高2000		2100-2400				
		2090-2390	<div>M1221-PJ01*</div> <div>M1521-PJ01*</div> <div>M1221-PJ01    M1521-PJ01 M1821-PJ01    M2121-PJ01</div>			
	洞口	2400-3000	3300-3600			
	框	2380-2980	3280-3580			
2100-2400 2090-2390		2100-2400				
		2090-2390	<div>M2421-PJ01    M2721-PJ01</div> <div>M3021-PJ01</div> <div>M3321-PJ01    M3621-PJ01</div>			
M0721-PJ01 M0821-PJ01 M0921-PJ01 M1021-PJ01						

注: 1、有\*号的编号为人、小门样式。  
2、当选用门为2400高时, 门洞高度编号改为24。例: M0724-PJ01。  
3、当开启方式为弹簧门时, 参照平开门编号改为HJ。例: M0721-HJ01。  
4、当开启方式为推拉门时, 参照平开门编号改为TJ, 五金件做相应的改变。编号例: M0721-TJ01。

平开(推拉、弹簧)夹板门立面01

西南11J611
页次 6



洞口	700-1000	洞口	1200	1500	1200-2100
	框	680-990	框	1180	1480
2090-2390	<p>门扇宽800</p> <p>1865 EQ 101 EQ 1865</p> <p>124 EQ 101 EQ 101 EQ 101 EQ 276</p> <p>门扇高2000</p> <p>门扇底距执手1500</p> <p>M0721-PJ02 M0821-PJ02 M0921-PJ02 M1021-PJ02</p>	2100-2400			
		2090-2390	M1221-PJ02*	M1521-PJ02*	
2090-2390		洞口	2400-3000		3300-3600
		框	2380-2980		3280-3580
2090-2390		2100-2400			
		2090-2390	M2421-PJ02 M3021-PJ02	M2721-PJ02	

注: 1、有\*号的编号为大、小门样式。

2、当选用门为2400高时，门洞高度编号改为24。例：M0724-PJ02。

3、当开启方式为弹簧门时，参照平开门编号改为HJ。例：M0721-HJ02。

4、当开启方式为推拉门时，参照平开门编号改为TJ，五金件做相应的改变。编号例：M0721-TJ02。

平开(推拉、弹簧)夹板门立面02

西南11J611

页次	7
----	---



洞口	700-1000	洞口	1200	1500	1200-2100
	框 680-990	框 1180	1480	1180-2080	
2090-2390		2100-2400			
		2090-2390	M1221-PJ03*	M1521-PJ03*	M1821-PJ03    M2121-PJ03
	洞口	2400-3000	3300-3600		
	框	2380-2980	3280-3580		
2100-2400	2090-2390				
		M2421-PJ03    M2721-PJ03 M3021-PJ03	M3321-PJ03    M3621-PJ03		

注： 1、有\*号的编号为大、小门样式。  
2、当选用门为2400高时，门洞高度编号改为24。例：M0724-PJ03。  
3、当开启方式为弹簧门时，参照平开门编号改为HJ。例：M0721-HJ03。  
4、当开启方式为推拉门时，参照平开门编号改为TJ，五金件做相应的改变。编号例：M0721-TJ03。

平开(推拉、弹簧)夹板门立面03

西南11J611  
页次 8



洞口 框	700-1000 680-990	洞口 框	1200 1180	1500 1480	1200-2100 1180-2080
2090-2390		2100-2400 2090-2390			
		M1221-PJ04* M1521-PJ04*		M1821-PJ04 M2121-PJ04	
2090-2390		2400-3000 2380-2980	3300-3600 3280-3580		
2090-2390		2100-2400 2090-2390			
		M2421-PJ04 M3021-PJ04		M2721-PJ04 M3321-PJ04	M3621-PJ04

- 注： 1、有\*号的编号为大、小门样式。  
2、当选用门为2400高时，门洞高度编号改为24。例：M0724-PJ04。  
3、当开启方式为弹簧门时，参照平开门编号改为HJ。例：M0721-HJ04。  
4、当开启方式为推拉门时，参照平开门编号改为TJ，五金件做相应的改变。编号例：M0721-TJ04。

平开(推拉、弹簧)夹板门立面04

西南11J611  
页次 9



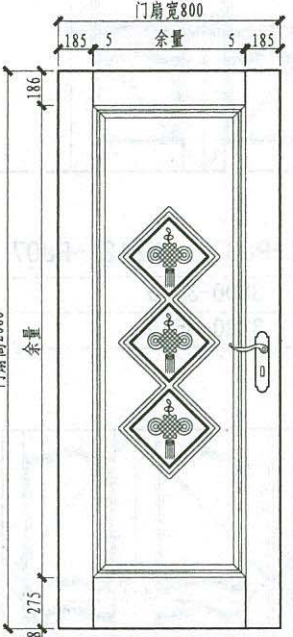
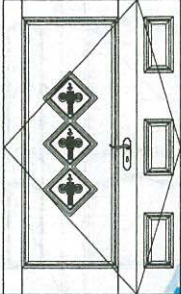
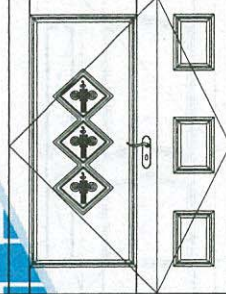



<div> <div>洞口</div> <div>700-1000</div> <div>框</div> <div>680-990</div> </div> <div> <div> M0721-PJ05  M0821-PJ05  M0921-PJ05  M1021-PJ05 </div> </div>	<div> <div>洞口</div> <div>1200</div> <div>框</div> <div>1180</div> </div> <div> <div>M1221-PJ05*</div> </div>		<div> <div>洞口</div> <div>1500</div> <div>框</div> <div>1480</div> </div> <div> <div>M1521-PJ05*</div> </div>		<div> <div>洞口</div> <div>1200-2100</div> <div>框</div> <div>1180-2080</div> </div> <div> <div>M1821-PJ05    M2121-PJ05</div> </div>	
	<div> <div>洞口</div> <div>2400-3000</div> <div>框</div> <div>2380-2980</div> </div> <div> <div>M2421-PJ05    M2721-PJ05 M3021-PJ05</div> </div>		<div> <div>洞口</div> <div>3300-3600</div> <div>框</div> <div>3280-3580</div> </div> <div> <div>M3321-PJ05    M3621-PJ05</div> </div>			

- 注：1、有\*号的编号为大、小门样式。  
2、当选用门为2400高时，门洞高度编号改为24。例：M0724-PJ05。  
3、当开启方式为弹簧门时，参照平开门编号改为HJ。例：M0721-HJ05。  
4、当开启方式为推拉门时，参照平开门编号改为TJ，五金件做相应的改变。编号例：M0721-TJ05。

平开(推拉、弹簧)夹板门立面05

西南11J611  
页次 10



洞口 框	700-1000 680-990	洞口 框	1200 1180	1500 1480	1200-2100 1180-2080
 <p>门扇宽800 185 5 余量 5 185 186 2090-2390 门扇高2090 余量 275 8</p> <p>M0721-PJ06 M0821-PJ06 M0921-PJ06 M1021-PJ06</p>		<p>2100-2400 2090-2390</p>  <p>M1221-PJ06*</p>  <p>M1521-PJ06*</p>  <p>M1821-PJ06 M2121-PJ06</p>			
			<p>洞口 框</p> <p>2400-3000 2380-2980</p>	<p>3300-3600 3280-3580</p>	
		<p>2100-2400 2090-2390</p>  <p>M2421-PJ06 M2721-PJ06 M3021-PJ06</p>  <p>M3321-PJ06 M3621-PJ06</p>			

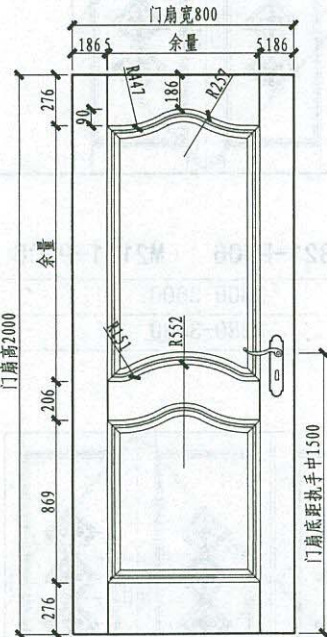
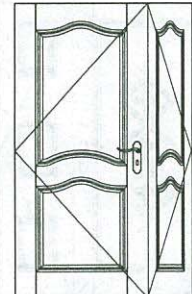
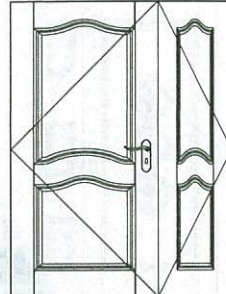
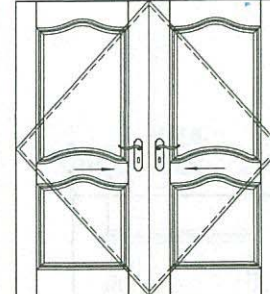
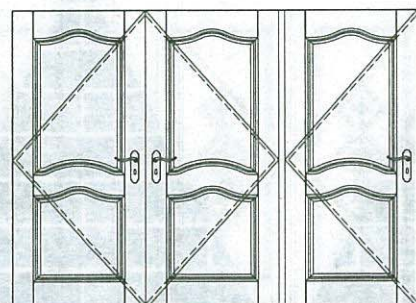
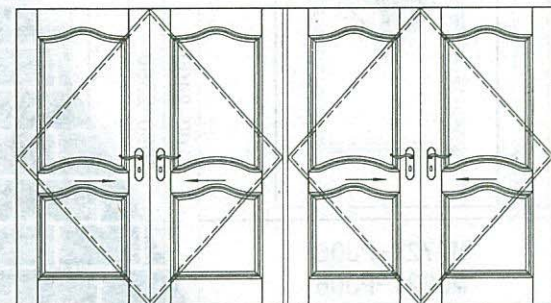
- 注： 1、有\*号的编号为大、小门样式。  
2、当选门为2400高时，门洞高度编号改为24。例：M0724-PJ06。  
3、当开启方式为弹簧门时，参照平开门编号改为HJ。例：M0721-HJ06。  
4、当开启方式为推拉门时，参照平开门编号改为TJ，五金件做相应的改变。编号例：M0721-TJ06。

平开(推拉、弹簧)夹板门立面06

西南11J611

页次 11



洞口 框	700-1000 680-990	2100-2400 2090-2390		M0721-PJ07 M0821-PJ07 M0921-PJ07 M1021-PJ07
洞口 框	1200 1180	2100-2400 2090-2390		M1221-PJ07*
洞口 框	1500 1480	2100-2400 2090-2390		M1521-PJ07*
洞口 框	1200-2100 1180-2080	2100-2400 2090-2390		M1821-PJ07 M2121-PJ07
洞口 框	2400-3000 2380-2980	2100-2400 2090-2390		M2421-PJ07 M2721-PJ07 M3021-PJ07
洞口 框	3300-3600 3280-3580	2100-2400 2090-2390		M3321-PJ07 M3621-PJ07

- 注： 1、有\*号的编号为大、小门样式。  
2、当选用门为2400高时，门洞高度编号改为24。例：M0724-PJ07。  
3、当开启方式为弹簧门时，参照平开门编号改为HJ。例：M0721-HJ07。  
4、当开启方式为推拉门时，参照平开门编号改为TJ，五金件做相应的改变。编号例：M0721-TJ07。

平开(推拉、弹簧)夹板门立面07

西南11J611  
页次 12



<div> <div>洞口</div> <div>700-1000</div> <div>框</div> <div>680-990</div> </div> <div> <div>2090-2390</div> <div>门扇高2000</div> <div> <div>门扇宽900</div> <div>1773</div> <div>余量</div> <div>177</div> <div>177</div> <div>余量</div> <div>826</div> <div>262</div> <div>826</div> <div>95</div> <div>356</div> <div>95</div> <div>1425</div> <div>门扇距地手中</div> </div> </div> <div> <div>M0721-PJ08</div> <div>M0821-PJ08</div> <div>M0921-PJ08</div> <div>M1021-PJ08</div> </div>	<div> <div>洞口</div> <div>1200</div> <div>框</div> <div>1180</div> </div> <div> <div>2100-2400</div> <div>2090-2390</div> </div> <div> <div>M1221-PJ08*</div> </div>	<div> <div>洞口</div> <div>1500</div> <div>框</div> <div>1480</div> </div> <div> <div>2100-2400</div> <div>2090-2390</div> </div> <div> <div>M1521-PJ08*</div> </div>	<div> <div>洞口</div> <div>1200-2100</div> <div>框</div> <div>1180-2080</div> </div> <div> <div>2100-2400</div> <div>2090-2390</div> </div> <div> <div>M1821-PJ08</div> <div>M2121-PJ08</div> </div>
<div> <div>洞口</div> <div>2400-3000</div> <div>框</div> <div>2380-2980</div> </div> <div> <div>2100-2400</div> <div>2090-2390</div> </div> <div> <div>M2421-PJ08</div> <div>M2721-PJ08</div> <div>M3021-PJ08</div> </div>	<div> <div>洞口</div> <div>3300-3600</div> <div>框</div> <div>3280-3580</div> </div> <div> <div>2100-2400</div> <div>2090-2390</div> </div> <div> <div>M3321-PJ08</div> <div>M3621-PJ08</div> </div>	<div> <div>洞口</div> <div>3300-3600</div> <div>框</div> <div>3280-3580</div> </div> <div> <div>2100-2400</div> <div>2090-2390</div> </div> <div> <div>M3321-PJ08</div> <div>M3621-PJ08</div> </div>	<div> <div>洞口</div> <div>3300-3600</div> <div>框</div> <div>3280-3580</div> </div> <div> <div>2100-2400</div> <div>2090-2390</div> </div> <div> <div>M3321-PJ08</div> <div>M3621-PJ08</div> </div>

注：1、有\*号的编号为大、小门样式。

2、当选用门为2400高时，门洞高度编号改为24。例：M0724-PJ08。

3、当开启方式为弹簧门时，参照平开门编号改为HJ。例：M0721-HJ08。

4、当开启方式为推拉门时，参照平开门编号改为TJ，五金件做相应的改变。编号例：M0721-TJ08。

平开(推拉、弹簧)夹板门立面08

西南11J611

页次 13



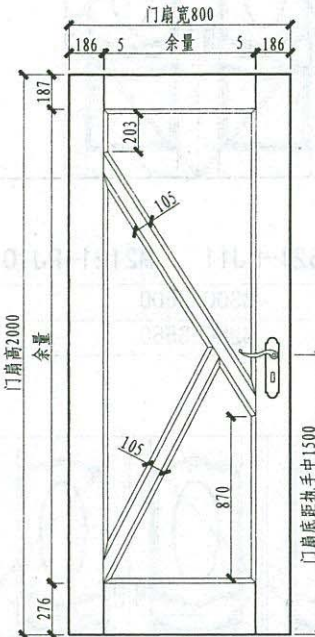
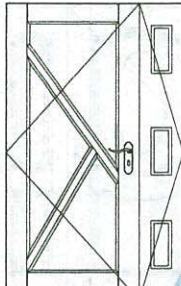
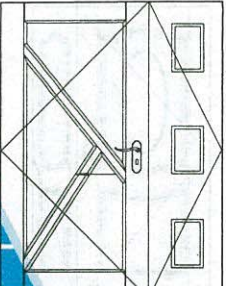

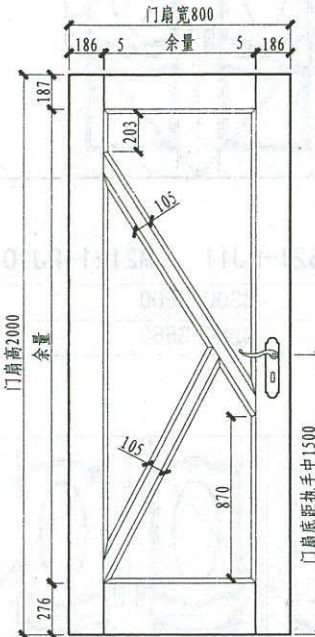

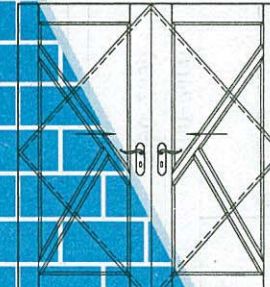
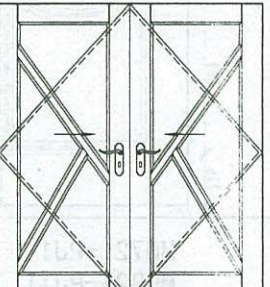
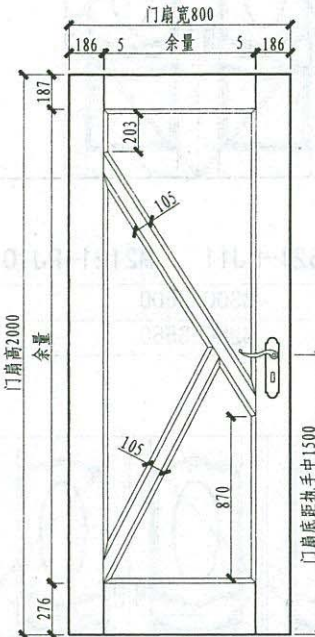

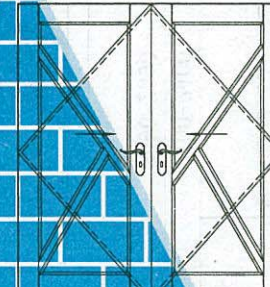
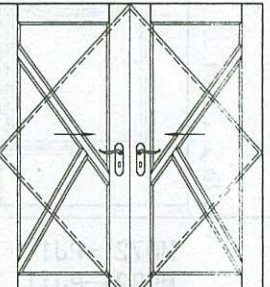
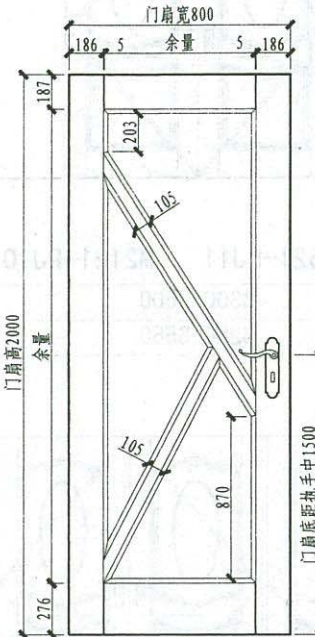

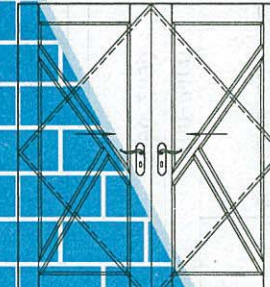
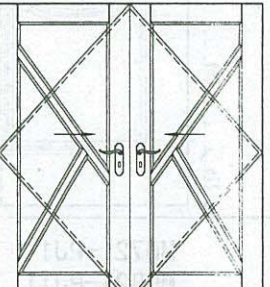
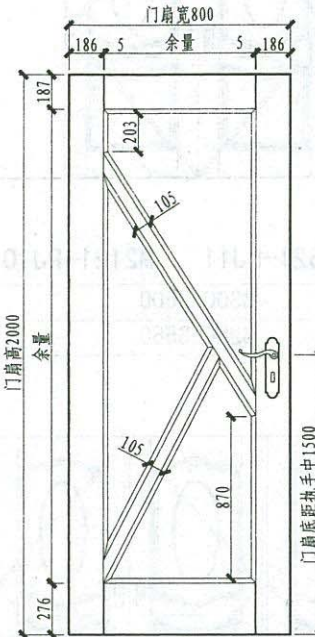

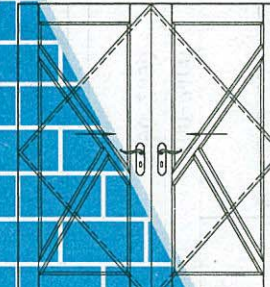
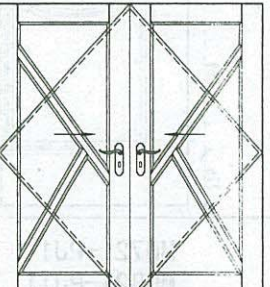
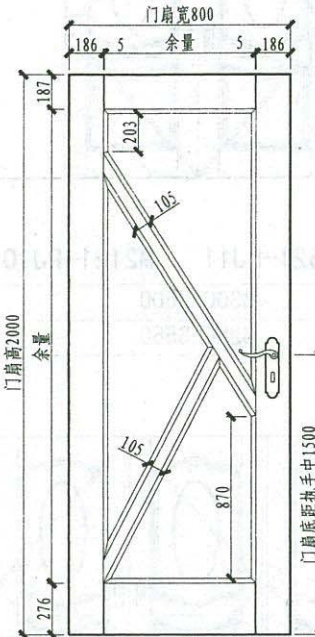

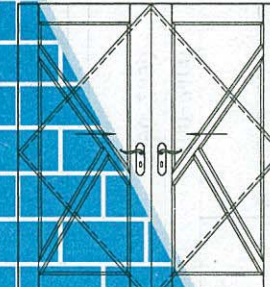
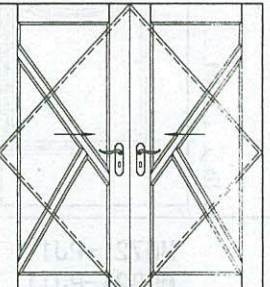
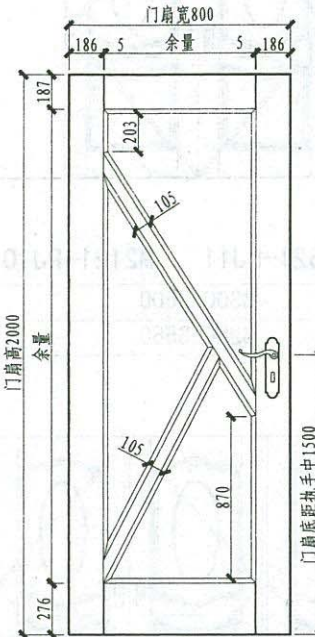

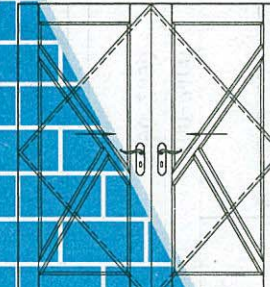
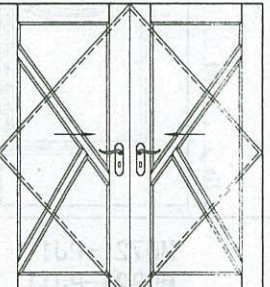
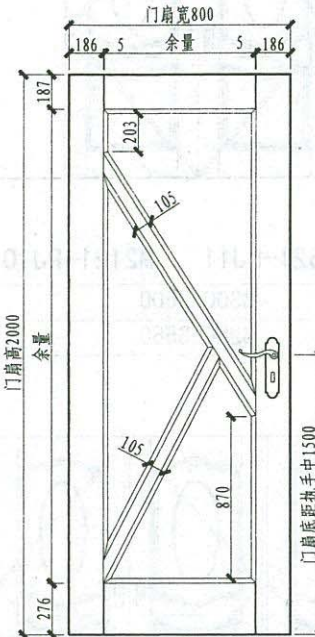

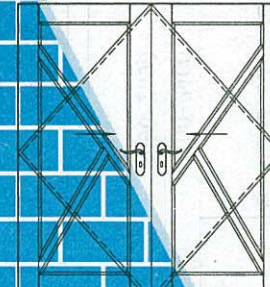
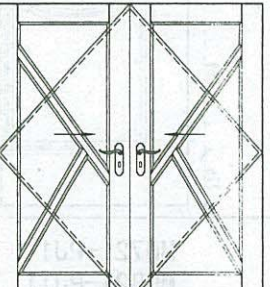
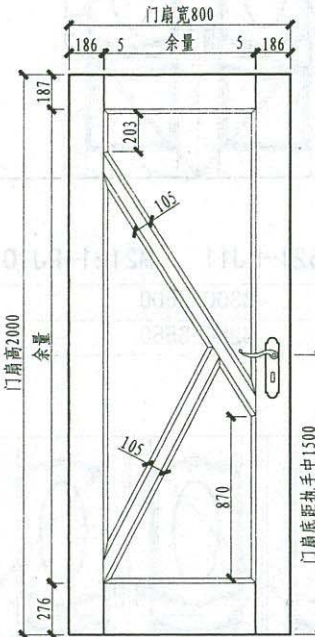

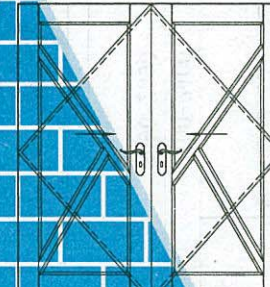
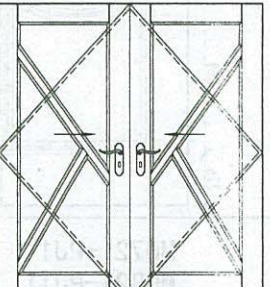
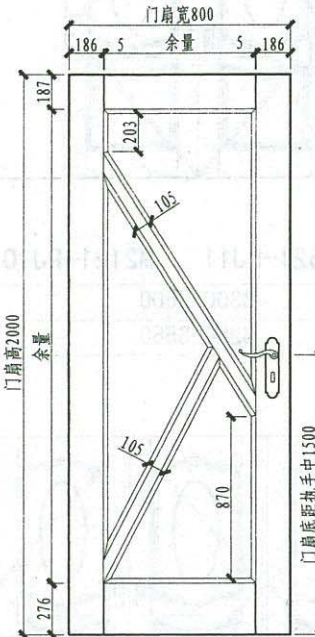

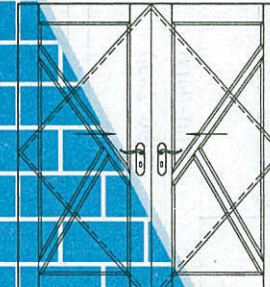
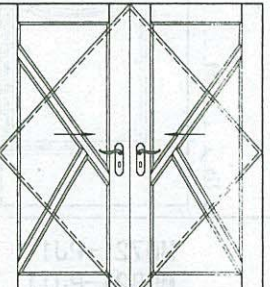
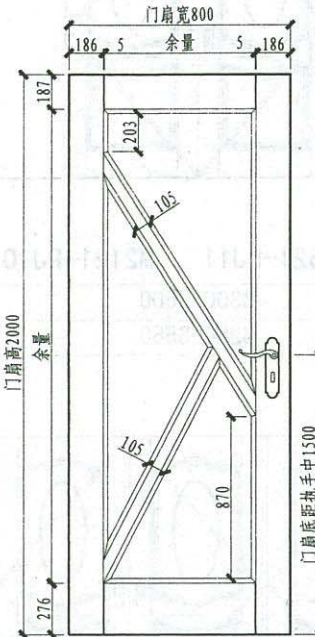

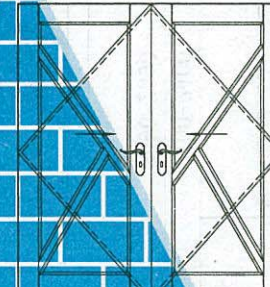
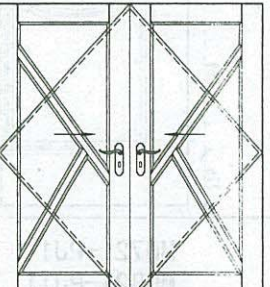
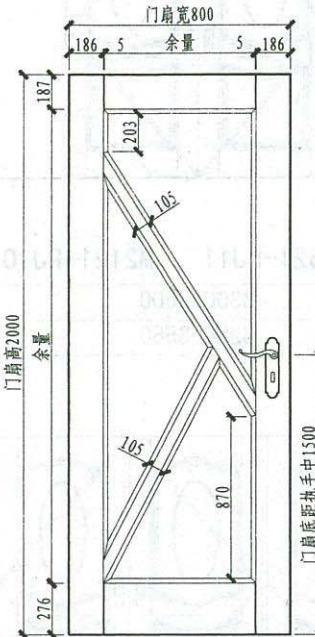

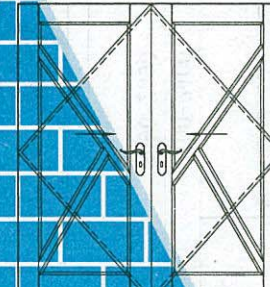
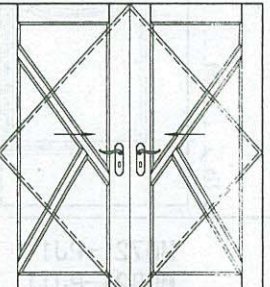
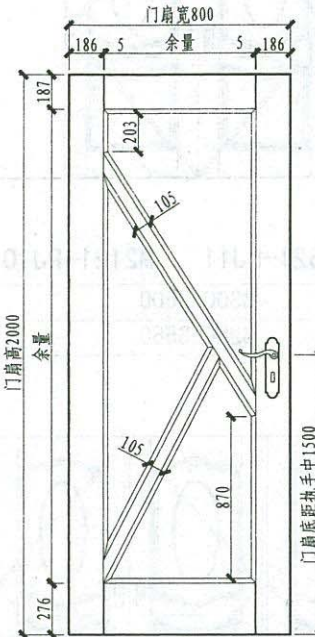

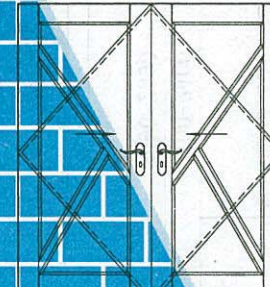
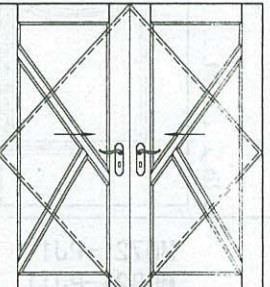
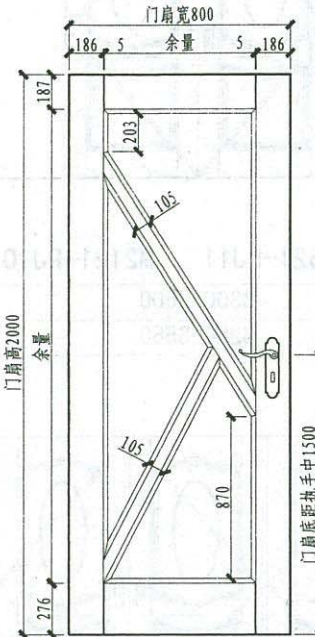

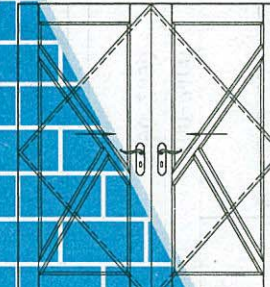
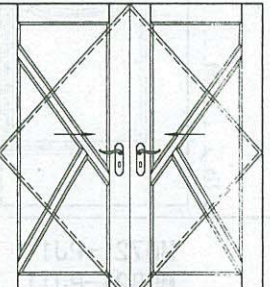
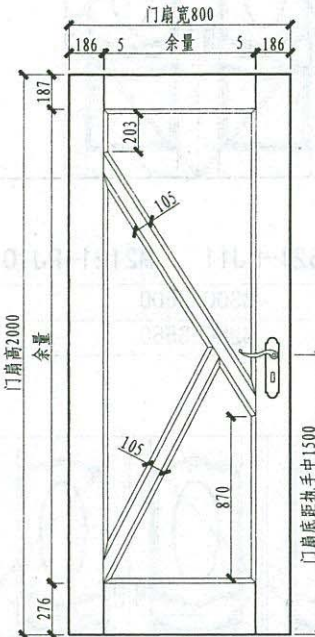

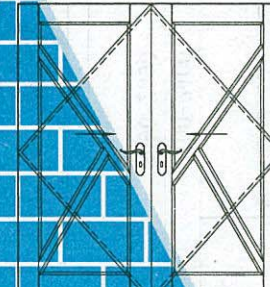
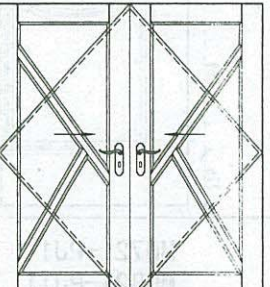
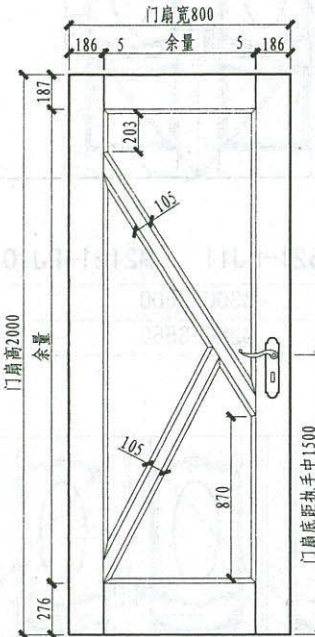

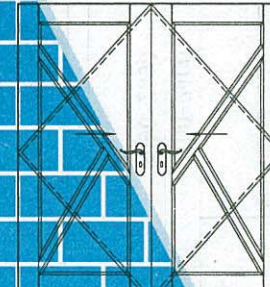
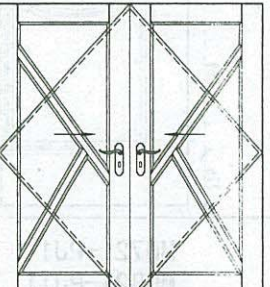
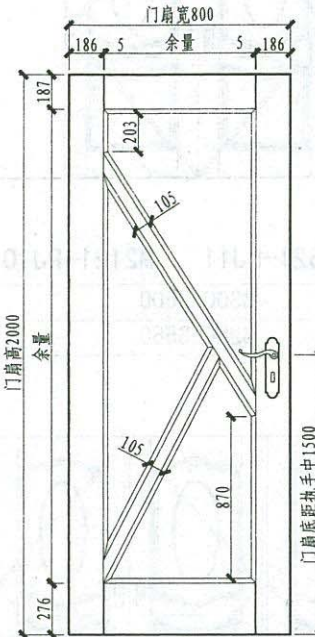

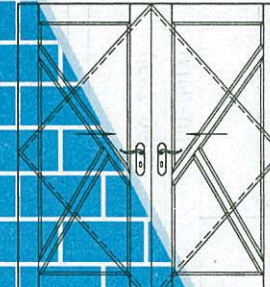
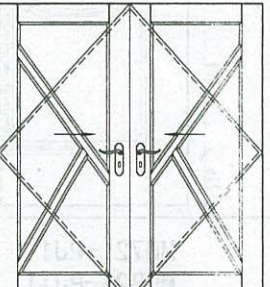
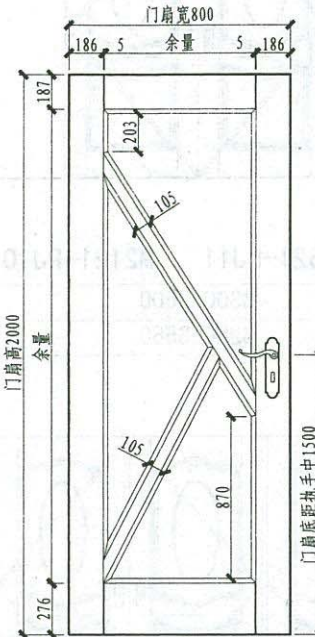

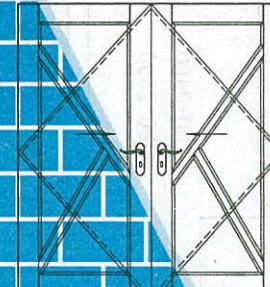
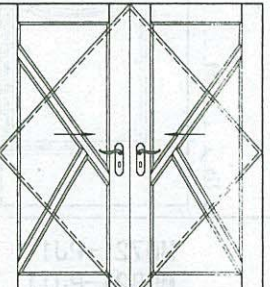
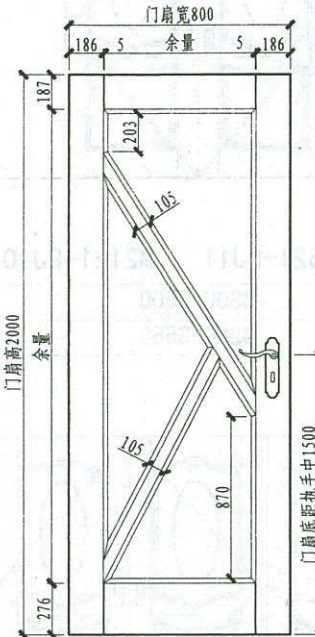

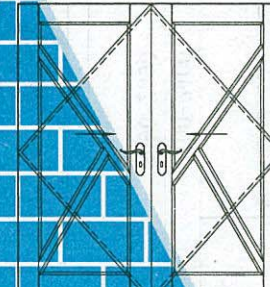
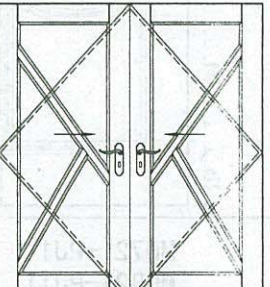
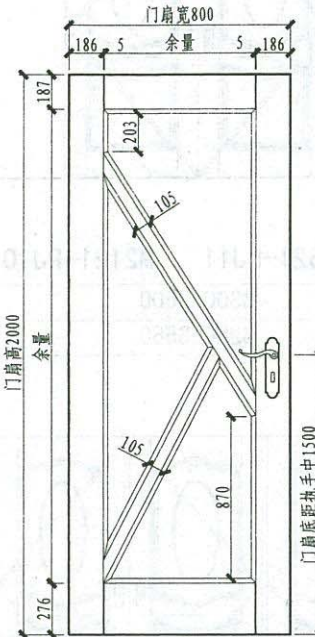

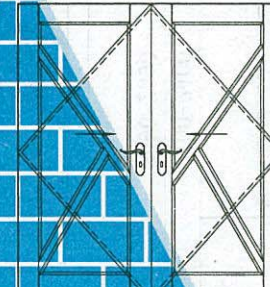
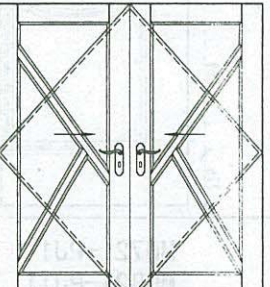
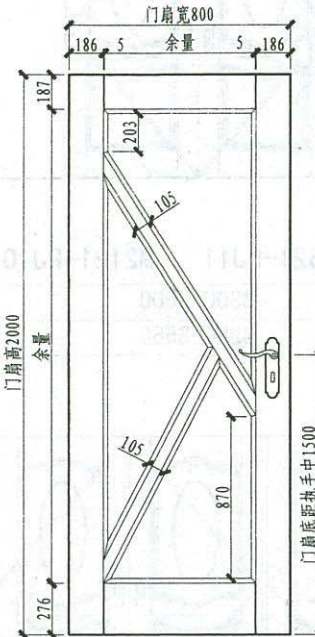

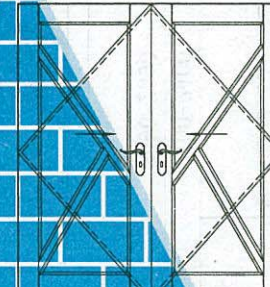
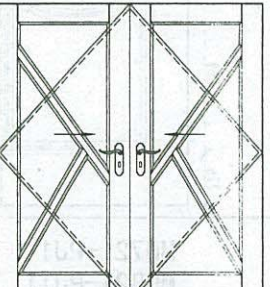
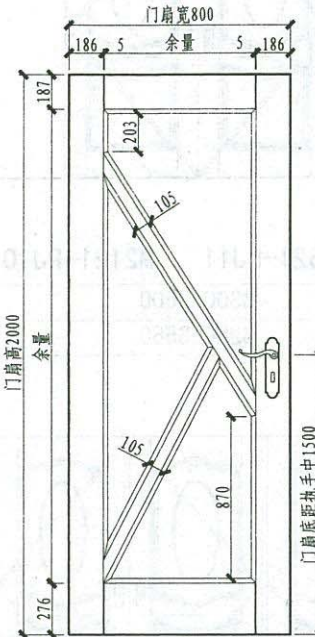

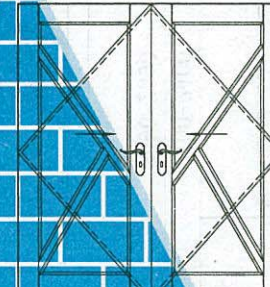
<div> <div>洞口</div> <div>700-1000</div> <div>框</div> <div>680-990</div> </div> <div> <div>2090-2390</div> <div>门扇宽800</div> <div>1865</div> <div>余量</div> <div>186</div> <div>186</div> <div>276</div> <div>门扇高2000</div> <div>余量</div> <div>门扇距地手中1500</div> </div> <div> <div>M0721-PJ09</div> <div>M0821-PJ09</div> <div>M0921-PJ09</div> <div>M1021-PJ09</div> </div>	<div>洞口</div> <div>1200</div> <div>框</div> <div>1180</div>	<div>2100-2400</div> <div>2090-2390</div>	<div> <div>900</div> <div>300</div> </div> <div>M1221-PJ09*</div>	<div> <div>1500</div> <div>1480</div> <div>1000</div> <div>500</div> </div> <div>M1521-PJ09*</div>	<div> <div>1200-2100</div> <div>1180-2080</div> </div> <div>M1821-PJ09 M2121-PJ09</div>
	<div>洞口</div> <div>2400-3000</div> <div>框</div> <div>2380-2980</div>	<div>2100-2400</div> <div>2090-2390</div>	<div> </div> <div>M2421-PJ09 M2721-PJ09</div> <div>M3021-PJ09</div>	<div> <div>3300-3600</div> <div>3280-3580</div> </div> <div>M3321-PJ09 M3621-PJ09</div>	

- 注： 1、有\*号的编号为大、小门样式。  
 2、当选开门为2400高时，门洞高度编号改为24。例：M0724-PJ09。  
 3、当开启方式为弹簧门时，参照平开门编号改为HJ。例：M0721-HJ09。  
 4、当开启方式为推拉门时，参照平开门编号改为TJ，五金件做相应的改变。编号例：M0721-TJ09。

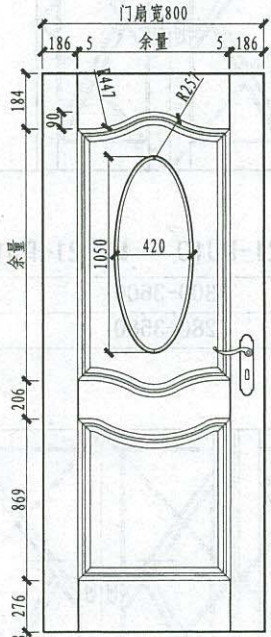

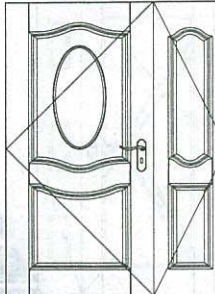
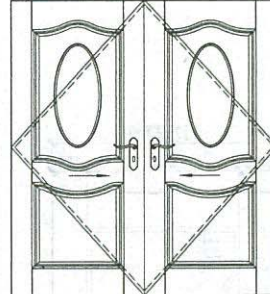

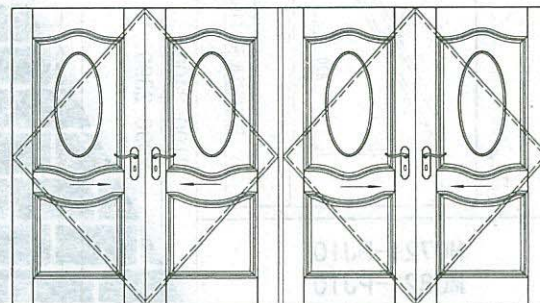
平开(推拉、弹簧)夹板门立面09

西南11J611  
 页次 14



洞口	700-1000	洞口	1200	1500	1200-2100
	框	框	1180	1480	1180-2080
2090-2390		2100-2400			
		2090-2390			
2100-2400		2400-3000			
		2380-2980			
2100-2400		2400-3000			
		2380-2980			
2100-2400		2400-3000			
		2380-2980			
2100-2400		2400-3000			
		2380-2980			
2100-2400		2400-3000			
		2380-2980			
2100-2400		2400-3000			
		2380-2980			
2100-2400		2400-3000			
		2380-2980			
2100-2400		2400-3000			
		2380-2980			
2100-2400		2400-3000			
		2380-2980			
2100-2400		2400-3000			
		2380-2980			
2100-2400		2400-3000			
		2380-2980			
2100-2400		2400-3000			
		2380-2980			
2100-2400		2400-3000			
		2380-2980			
2100-2400		2400-3000			
		2380-2980			
2100-2400		2400-3000			
		2380-2980			
2100-2400		2400-3000			
		2380-2980			
2100-2400		2400-3000			
		2380-2980			
2100-2400		2400-3000			
		2380-2980			
2100-2400		2400-3000			
		2380-2980			
2100-2400		2400-3000			
		2380-2980			
2100-2400		2400-3000			



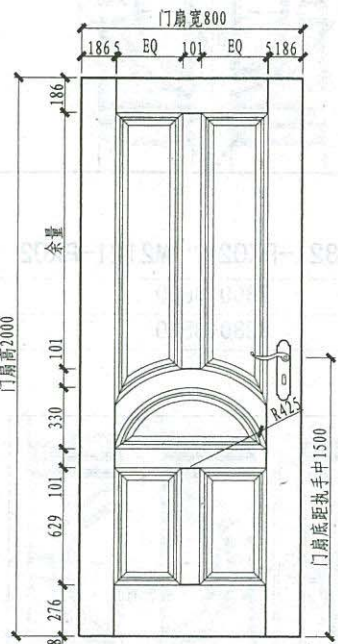
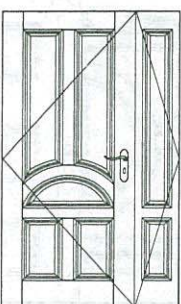

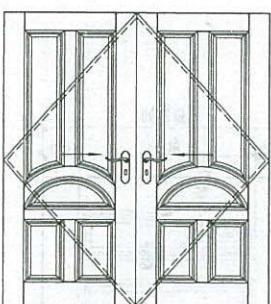
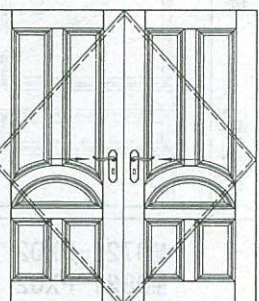
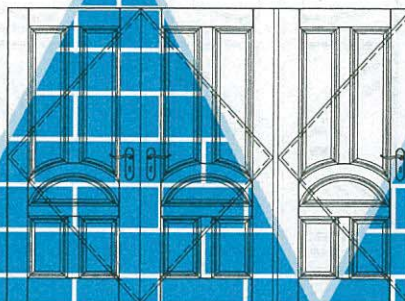
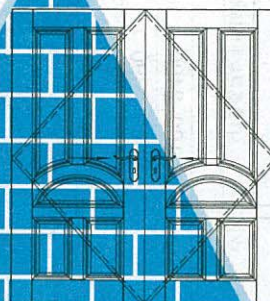
洞口 框	700-1000 680-990	2100-2400 2090-2390		M0721-PJ11 M0821-PJ11 M0921-PJ11 M1021-PJ11
洞口 框	1200 1180	2100-2400 2090-2390		M1221-PJ11*
洞口 框	1500 1480	2100-2400 2090-2390		M1521-PJ11*
洞口 框	1200-2100 1180-2080	2100-2400 2090-2390		M1821-PJ11 M2121-PJ10
洞口 框	2400-3000 2380-2980	2100-2400 2090-2390		M2421-PJ11 M2721-PJ11 M3021-PJ11
洞口 框	3300-3600 3280-3580	2100-2400 2090-2390		M3321-PJ11 M3621-PJ11

- 注： 1、有\*号的编号为大、小门样式。  
2、当选用门为2400高时，门洞高度编号改为24。例：M0724-PJ11。  
3、当开启方式为弹簧门时，参照平开门编号改为HJ。例：M0721-HJ11。  
4、当开启方式为推拉门时，参照平开门编号改为TJ，五金件做相应的改变。编号例：M0721-TJ11。

平开(推拉、弹簧)夹板门立面11

西南11J611  
页次 16



洞口	700-1000	洞口	1200	1500	1200-2100	
	框 680-990	框 1180	1480	1180-2080		
2090-2390	 <p>门扇宽800</p> <p>186 EQ 101 EQ 186</p> <p>186</p> <p>余量</p> <p>101</p> <p>330</p> <p>629</p> <p>276</p> <p>门扇高2090</p> <p>门扇底距地手中1500</p> <p>M0721-PX01 M0821-PX01 M0921-PX01 M1021-PX01</p>	2100-2400	2090-2390	 <p>M1221-PX01*</p>	 <p>M1521-PX01*</p>	 <p>M1821-PX01 M2121-PX01</p>
		洞口 2400-3000	3300-3600			
2100-2400	2090-2390	框 2380-2980	3280-3580	 <p>M3321-PX01 M3621-PX01</p>		
2100-2400	2090-2390	洞口 2400-3000	3300-3600	 <p>M2421-PX01 M2721-PX01</p>		
		框	框			
2100-2400	2090-2390	洞口 2400-3000	3300-3600	 <p>M3021-PX01</p>		
		框	框			

- 注：1、有\*号的编号为大、小门样式。  
2、当选用门为2400高时，门洞高度编号改为24。例：M0724-PX01。  
3、当开启方式为弹簧门时，参照平开门编号改为HX。例：M0721-HX01。  
4、当开启方式为推拉门时，参照平开门编号改为TX，五金件做相应的改变。编号例：M0721-TX01。

平开(推拉、弹簧)镶板门立面01

西南11J611  
页次 17



洞口		700-1000	洞口	1200	1500	1200-2100
框		680-990	框	1180	1480	1180-2080
<div><div>门扇宽900</div><div><div>195.5</div><div>余量</div><div>519.5</div></div><div><div>276</div><div>102</div><div>EQ</div><div>132</div><div>EQ</div><div>276</div></div><div><div>门扇高2090-2390</div><div>门扇距地1500</div></div></div> <div>M0721-PX02 M0821-PX02 M0921-PX02 M1021-PX02</div>			2100-2400 2090-2390			
			M1221-PX02*	M1521-PX02*	M1821-PX02 M2121-PX02	
			洞口	2400-3000	3300-3600	
			框	2380-2980	3280-3580	
			2100-2400 2090-2390			
			M2421-PX02 M2721-PX02 M3021-PX02	M3321-PX02 M3621-PX02		

注：1、有\*号的编号为大、小门样式。  
2、当选门为2400高时，门洞高度编号改为24。例：M0724-PX02。  
3、当开启方式为弹簧门时，参照平开门编号改为HX。例：M0721-HX02。  
4、当开启方式为推拉门时，参照平开门编号改为TX，五金件做相应的改变。编号例：M0721-TX02。

平开(推拉、弹簧)镶板门立面02

西南11J611  
页次 18



2090-2390	洞口	700-1000	洞口	1200	1500	1200-2100
	框	680-990	框	1180	1480	1180-2080
2100-2400	洞口	2100-2400	洞口	2400-3000	3300-3600	
	框	2090-2390	框	2380-2980	3280-3580	
2100-2400						
2100-2400						
2100-2400						
2100-2400						
2100-2400						
2100-2400						
2100-2400						
2100-2400						
2100-2400						
2100-2400						
2100-2400						
2100-2400						
2100-2400						
2100-2400						
2100-2400						
2100-2400						
2100-2400						
2100-2400						
2100-2400						
2100-2400						
2100-2400						
2100-2400						
2100-2400						
2100-2400						
2100-2400						
2100-2400						



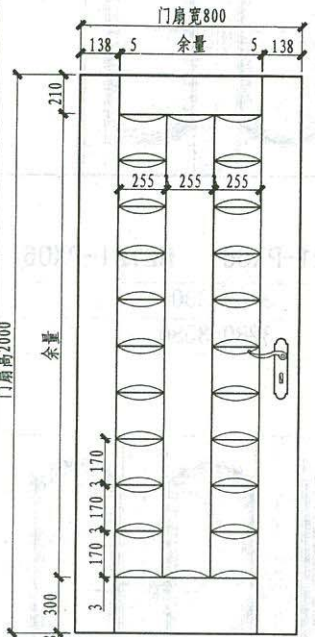
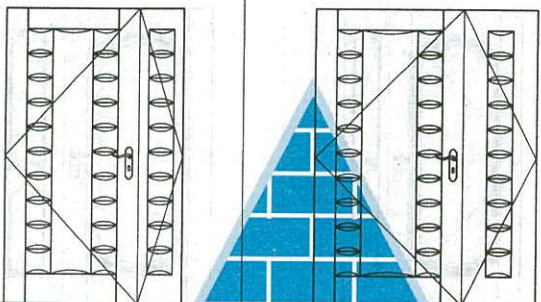
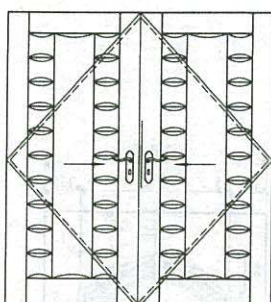
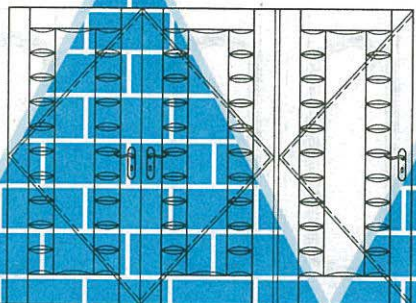
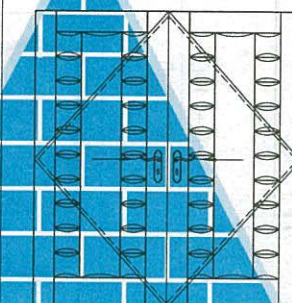
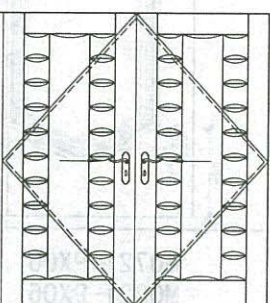
洞口 框	700-1000 680-990		洞口 框	1200 1180	1500 1480	1200-2100 1180-2080
				M1221-PX04*	M1521-PX04*	M1821-PX04 M2121-PX04
			洞口 框	2400-3000 2380-2980	3300-3600 3280-3580	
2090-2390 门扇高2100			洞口 框	2100-2400 2090-2390		
	M0721-PX04 M0821-PX04 M0921-PX04 M1021-PX04			M2421-PX04 M2721-PX04 M3021-PX04	M3321-PX04 M3621-PX04	

- 注：1、有\*号的编号为大、小门样式。  
 2、当选用门为2400高时，门洞高度编号改为24。例：M0724-PX04。  
 3、当开启方式为弹簧门时，参照平开门编号改为HX。例：M0721-HX04。  
 4、当开启方式为推拉门时，参照平开门编号改为TX，五金件做相应的改变。编号例：M0721-TX04。

平开(推拉、弹簧)镶板门立面04

西南11J611  
页次 20

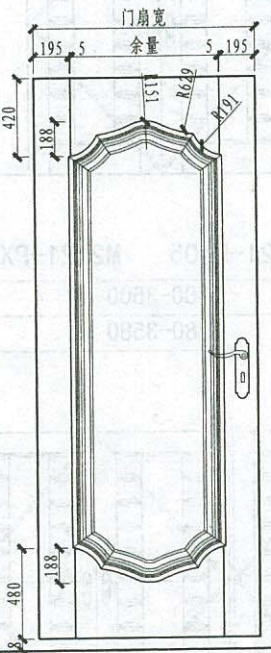
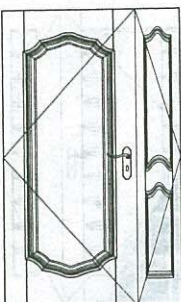
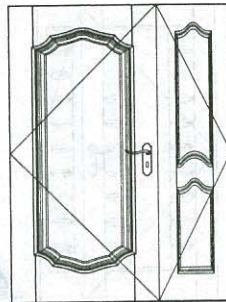
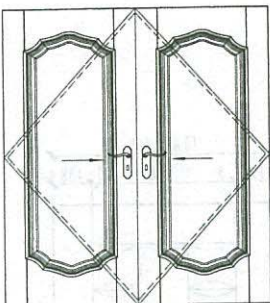
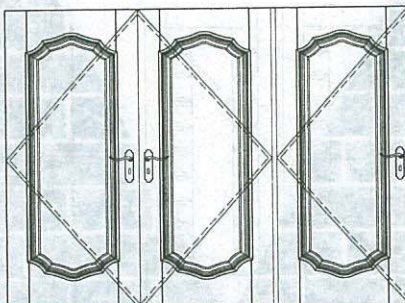
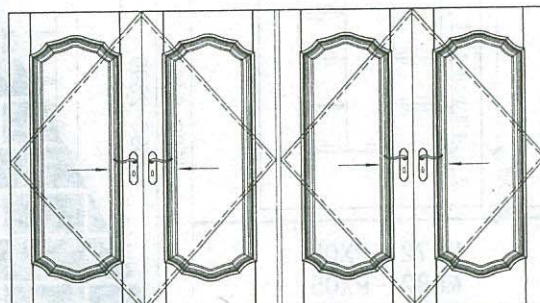
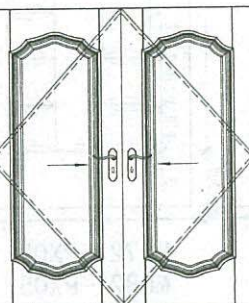


洞口	700-1000	洞口	1200	1500	1200-2100
	框		1180	1480	1180-2080
2100-2400 2090-2390				<p>M1221-PX05* M1521-PX05*</p>	<p>M1821-PX05 M2121-PX05</p>
2100-2400 2090-2390				<p>M2421-PX05 M2721-PX05 M3021-PX05</p>	<p>M3321-PX05 M3621-PX05</p>

注： 1、有\*号的编号为大、小门样式。  
 2、当选用门为2400高时，门洞高度编号改为24。例：M0724-PX05。  
 3、当开启方式为弹簧门时，参照平开门编号改为HX。例：M0721-HX05。  
 4、当开启方式为推拉门时，参照平开门编号改为TX，五金件做相应的改变。编号例：M0721-TX05。

平开(推拉、弹簧)镶板门立面05



洞口 框	700-1000 680-990	2100-2400 2090-2390		洞口 框	1200 1180	1500 1480	1200-2100 1180-2080
							
2090-2390		2100-2400 2090-2390		洞口 框	2400-3000 2380-2980	3300-3600 3280-3580	
							
	M0721-PX06 M0821-PX06 M0921-PX06 M1021-PX06				M1221-PX06*	M1521-PX06*	M1821-PX06 M2121-PX06
					M2421-PX06 M2721-PX06 M3021-PX06	M3321-PX06 M3621-PX06	

注：1、有\*号的编号为大、小门样式。  
2、当选用门为2400高时，门洞高度编号改为24。例：M0724-PX06。  
3、当开启方式为弹簧门时，参照平开门编号改为HX。例：M0721-HX06。  
4、当开启方式为推拉门时，参照平开门编号改为TX，五金件做相应的改变。编号例：M0721-TX06。

平开(推拉、弹簧)镶板门立面06

西南11J611

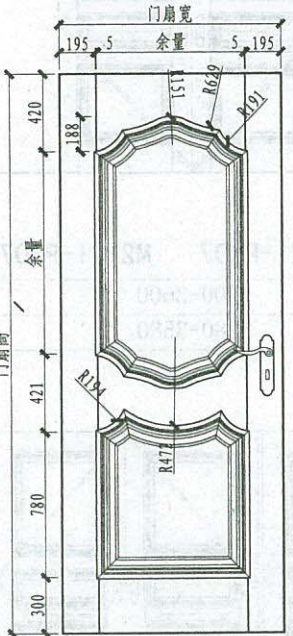
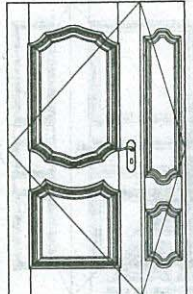

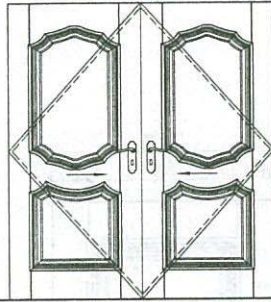

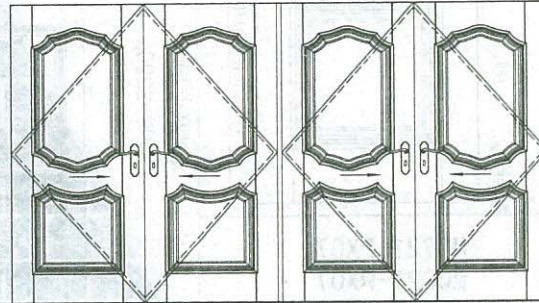
页次 22



<div> <div>洞口</div> <div>700-1000</div> <div>框</div> <div>680-990</div> </div> <div> <div>2090-2390</div> <div>门扇宽</div> <div>195 5 余量 5 195</div> <div>210</div> <div>余量</div> <div>150</div> <div>375</div> <div>150</div> <div>780</div> <div>300</div> <div>8</div> <div>门扇高</div> <div>门扇底距地1500</div> </div> <div> <div>M0721-PX07</div> <div>M0821-PX07</div> <div>M0921-PX07</div> <div>M1021-PX07</div> </div>	<div> <div>洞口</div> <div>1200</div> <div>框</div> <div>1180</div> </div> <div> <div>2100-2400</div> <div>2090-2390</div> </div> <div> <div>M1221-PX07*</div> </div>	<div> <div>洞口</div> <div>1500</div> <div>框</div> <div>1480</div> </div> <div> <div>2100-2400</div> <div>2090-2390</div> </div> <div> <div>M1521-PX07*</div> </div>	<div> <div>洞口</div> <div>1200-2100</div> <div>框</div> <div>1180-2080</div> </div> <div> <div>2100-2400</div> <div>2090-2390</div> </div> <div> <div>M1821-PX07</div> <div>M2121-PX07</div> </div>
<div> <div>洞口</div> <div>2400-3000</div> <div>框</div> <div>2380-2980</div> </div> <div> <div>2100-2400</div> <div>2090-2390</div> </div> <div> <div>M2421-PX07</div> <div>M2721-PX07</div> <div>M3021-PX07</div> </div>	<div> <div>洞口</div> <div>3300-3600</div> <div>框</div> <div>3280-3580</div> </div> <div> <div>2100-2400</div> <div>2090-2390</div> </div> <div> <div>M3321-PX07</div> <div>M3621-PX07</div> </div>	<div> <div>洞口</div> <div>3300-3600</div> <div>框</div> <div>3280-3580</div> </div> <div> <div>2100-2400</div> <div>2090-2390</div> </div> <div> <div>M3321-PX07</div> <div>M3621-PX07</div> </div>	<div> <div>洞口</div> <div>3300-3600</div> <div>框</div> <div>3280-3580</div> </div> <div> <div>2100-2400</div> <div>2090-2390</div> </div> <div> <div>M3321-PX07</div> <div>M3621-PX07</div> </div>

注： 1、有\*号的编号为大、小门样式。  
 2、当选用门为2400高时，门洞高度编号改为24。例：M0724-PX07。  
 3、当开启方式为弹簧门时，参照平开门编号改为HX。例：M0721-HX07。  
 4、当开启方式为推拉门时，参照平开门编号改为TX，五金件做相应的改变。编号例：M0721-TX07。



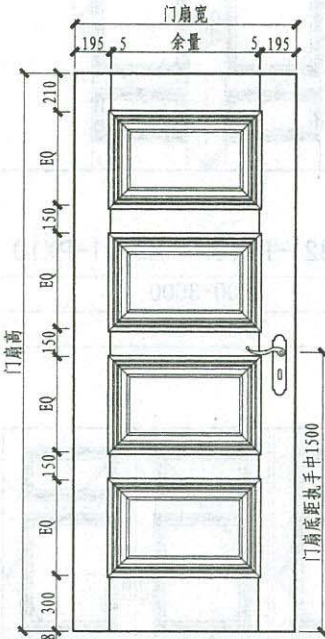
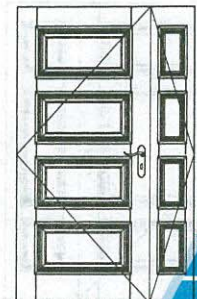
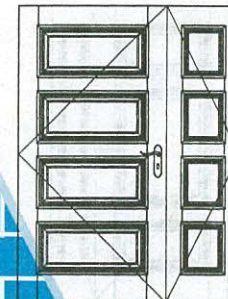

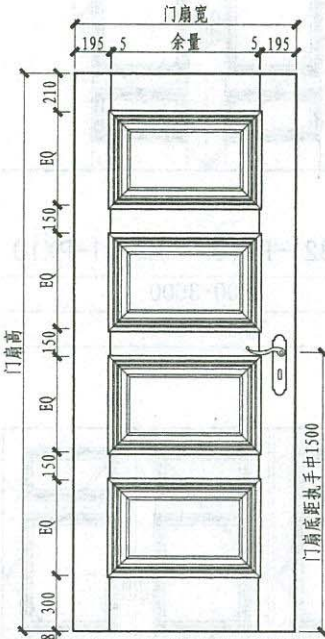

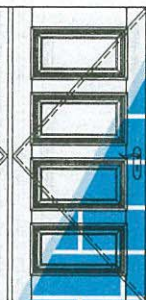

洞口		700-1000	洞口	1200	1500	1200-2100
框		680-990	框	1180	1480	1180-2080
2090-2390	门扇高 420 188 421 780 300		2100-2400			
			2090-2390			
			M1221-PX08*	M1521-PX08*	M1821-PX08 M2121-PX08	
			洞口	2400-3000	3300-3600	
		框	2380-2980	3280-3580		
2100-2400	2090-2390					
			M2421-PX08 M2721-PX08 M3021-PX08	M3321-PX08 M3621-PX08		
		M0721-PX08 M0821-PX08 M0921-PX08 M1021-PX08				

注： 1、有\*号的编号为大、小门样式。  
2、当选用门为2400高时，门洞高度编号改为24。例：M0724-PX08。  
3、当开启方式为弹簧门时，参照平开门编号改为HX。例：M0721-HX08。  
4、当开启方式为推拉门时，参照平开门编号改为TX，五金件做相应的改变。编号例：M0721-TX08。

平开(推拉、弹簧)镶板门立面08

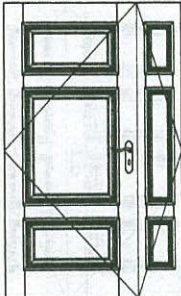
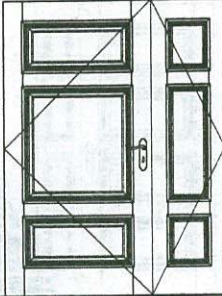
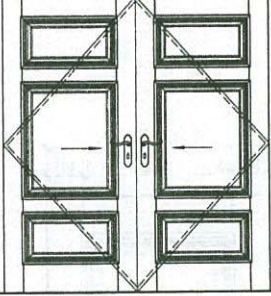
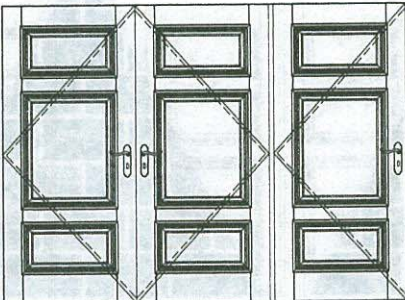

西南11J611  
页次 24



洞口	700-1000	洞口	1200	1500	1200-2100
框	680-990	框	1180	1480	1180-2080
2090-2390		2100-2400			
		2090-2390			
2100-2400		洞口	2400-3000		3300-3600
		框	2380-2980		3280-3580
2100-2400		2100-2400			
		2090-2390			
M0721-PX09 M0821-PX09 M0921-PX09 M1021-PX09		M1221-PX09*      M1521-PX09*		M1821-PX09      M2121-PX09	
		M2421-PX09      M2721-PX09 M3021-PX09		M3321-PX09      M3621-PX09	

注： 1、有\*号的编号为大、小门样式。  
2、当选门为2400高时，门洞高度编号改为24。例：M0724-PX09。  
3、当开启方式为弹簧门时，参照平开门编号改为HJ。例：M0721-HX09。  
4、当开启方式为推拉门时，参照平开门编号改为TX，五金件做相应的改变。编号例：M0721-TX09。



<div> <div>洞口</div> <div>700-1000</div> <div>框</div> <div>680-990</div> </div> <div> <div>2100-2400</div> <div>2090-2390</div> </div> <div> <div>门扇宽</div> <div>195 5 余量 5 195</div> <div>210</div> <div>510</div> <div>150</div> <div>余量</div> <div>510</div> <div>150</div> <div>300</div> <div>8</div> <div>门扇高</div> <div>门扇距地手中1500</div> </div> <div> <div>M0721-PX10</div> <div>M0821-PX10</div> <div>M0921-PX10</div> <div>M1021-PX10</div> </div>	<div>洞口</div> <div>1200</div> <div>框</div> <div>1180</div>		<div>洞口</div> <div>1500</div> <div>框</div> <div>1480</div>		<div>洞口</div> <div>1200-2100</div> <div>框</div> <div>1180-2080</div>	
						
	M1221-PX10*		M1521-PX10*		M1821-PX10 M2121-PX10	
	<div>洞口</div> <div>2400-3000</div> <div>框</div> <div>2380-2980</div>		<div>洞口</div> <div>3300-3600</div> <div>框</div> <div>3280-3580</div>			
<div>2100-2400</div> <div>2090-2390</div>						
	M2421-PX10 M2721-PX10 M3021-PX10		M3321-PX10 M3621-PX10			

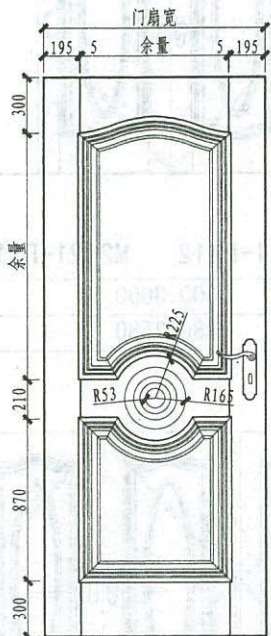




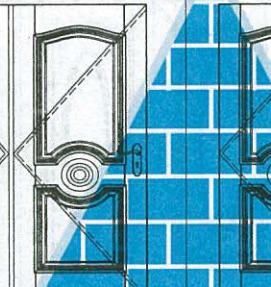



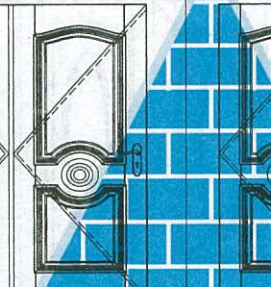



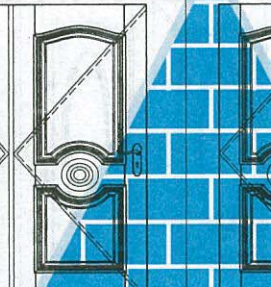



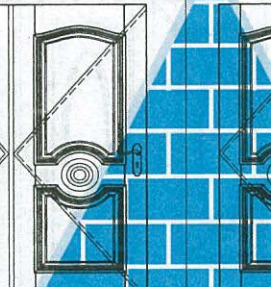



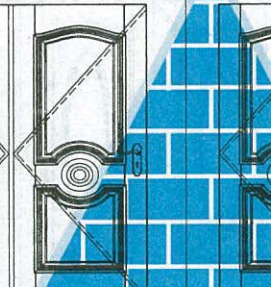



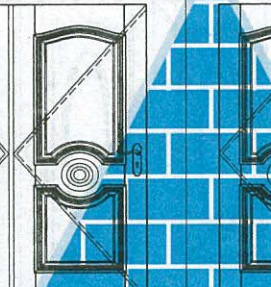



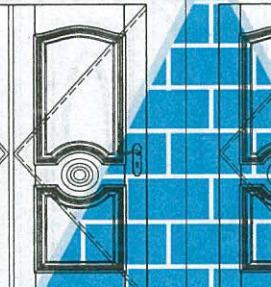



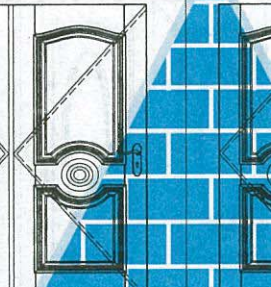



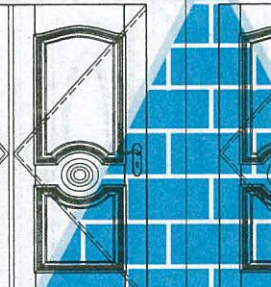



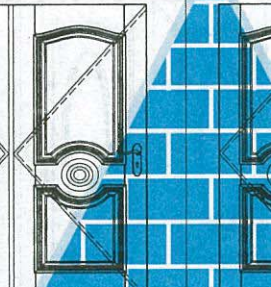



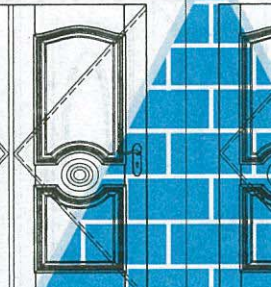



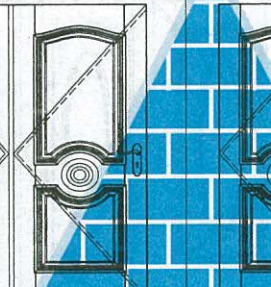



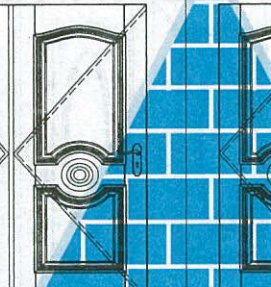



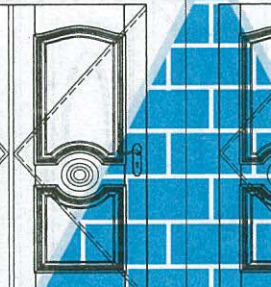



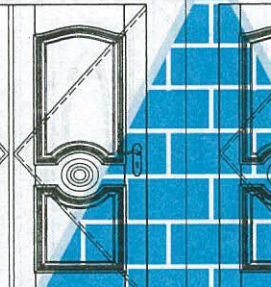



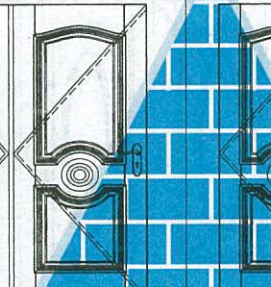



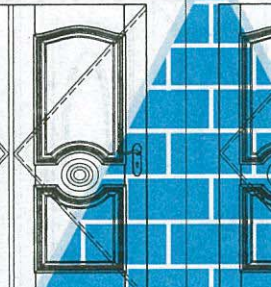



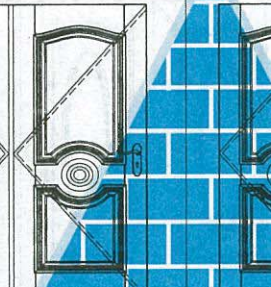



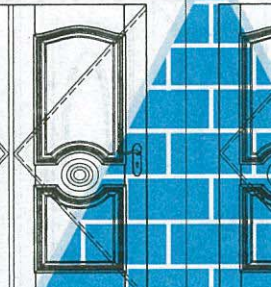



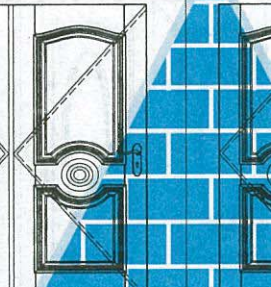



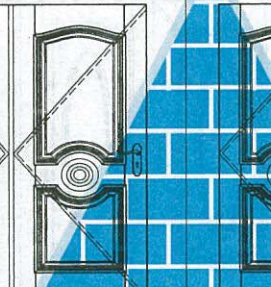



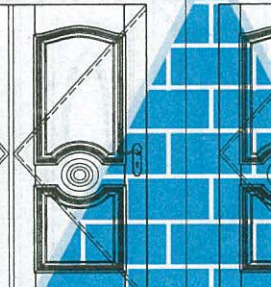



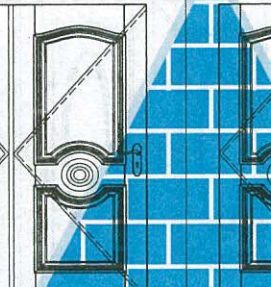



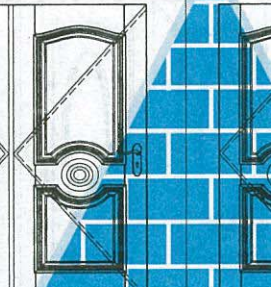



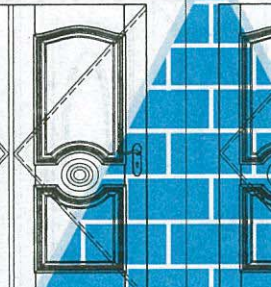



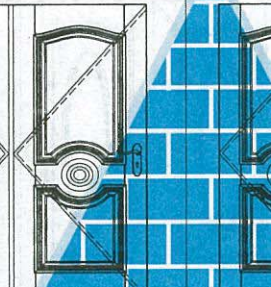



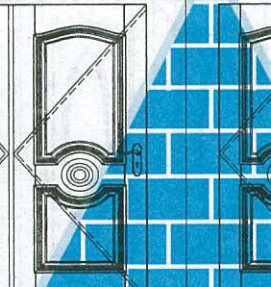



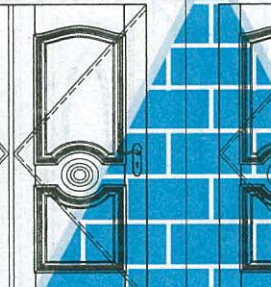



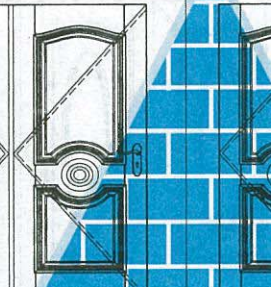



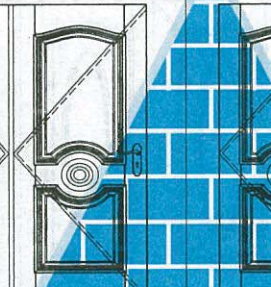



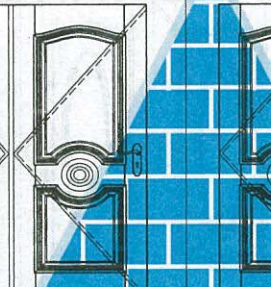



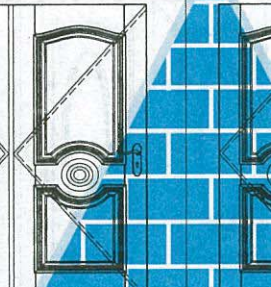



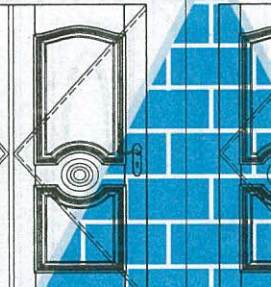



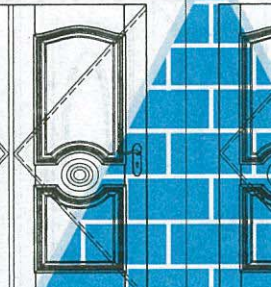



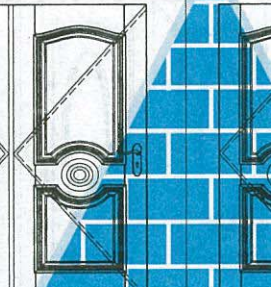



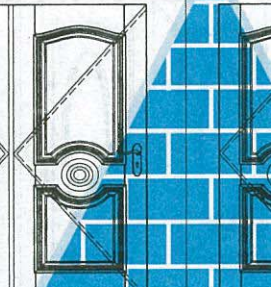



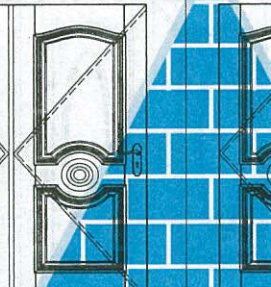



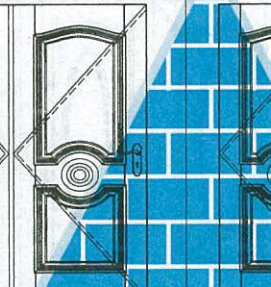



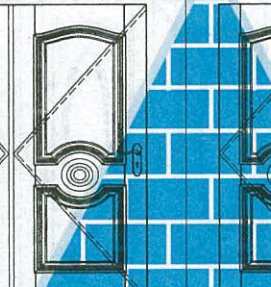



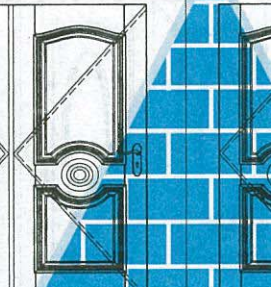



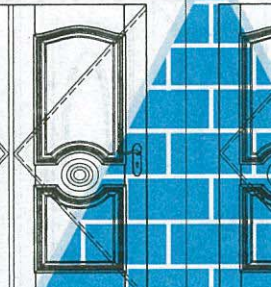



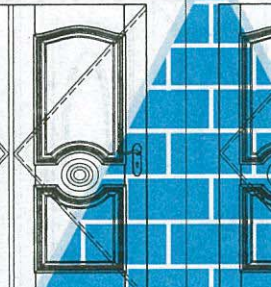



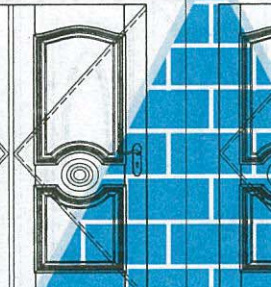



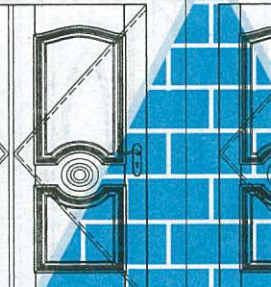



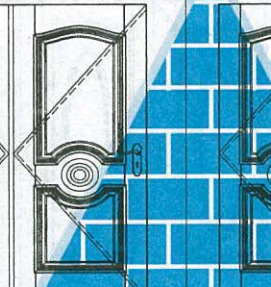



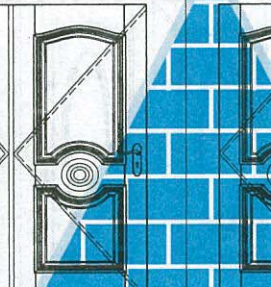



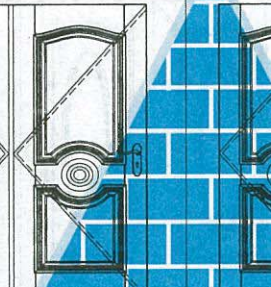



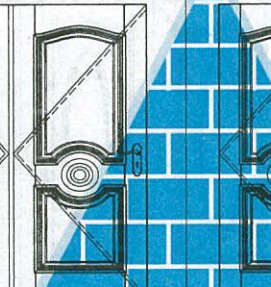



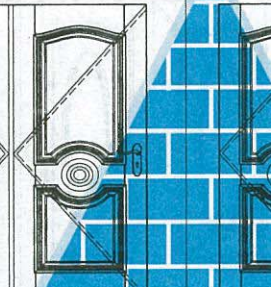



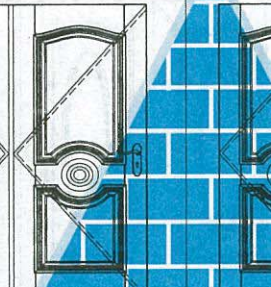



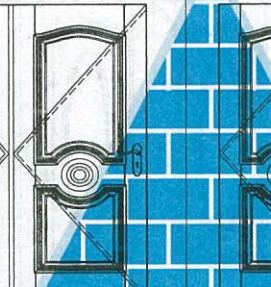



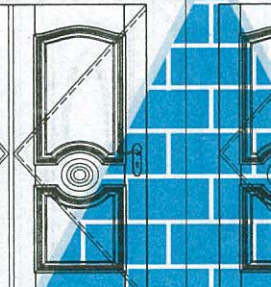



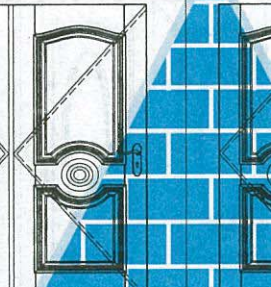



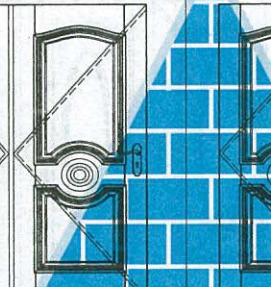



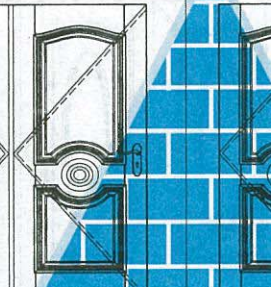



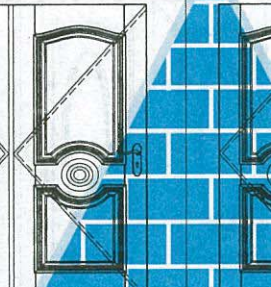



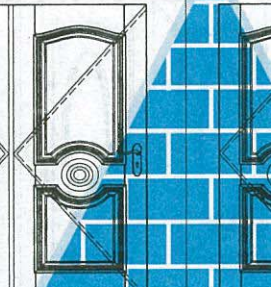


- 注： 1、有\*号的编号为大、小门样式。  
 2、当选用门为2400高时，门洞高度编号改为24。例：M0724-PX10。  
 3、当开启方式为弹簧门时，参照平开门编号改为HX。例：M0721-HX10。  
 4、当开启方式为推拉门时，参照平开门编号改为TX，五金件做相应的改变。编号例：M0721-TX10。

平开(推拉、弹簧)镶板门立面10

西南11J611

页次 26



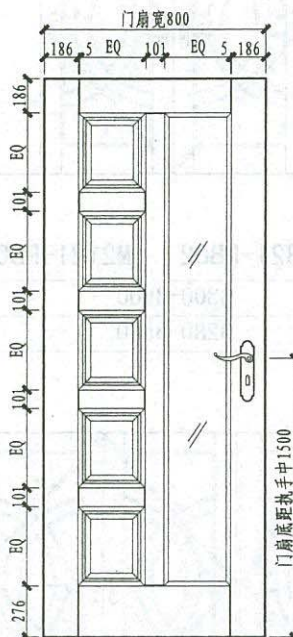
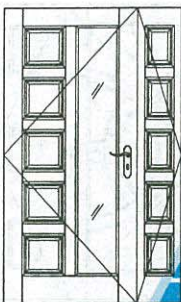
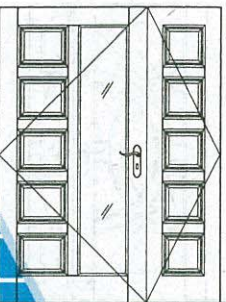
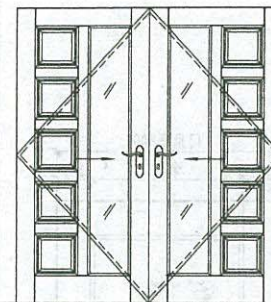
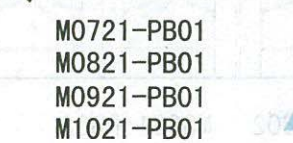
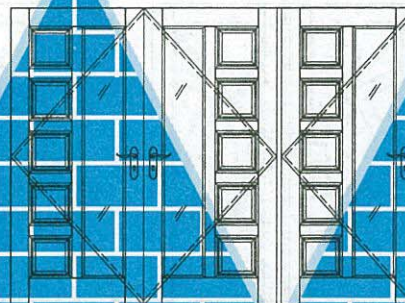
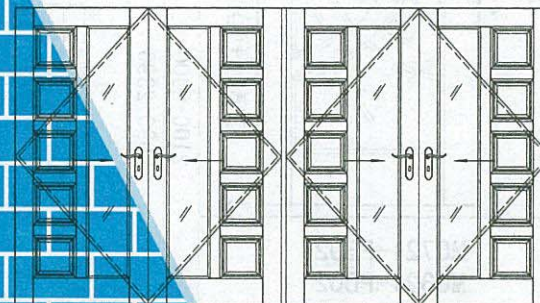
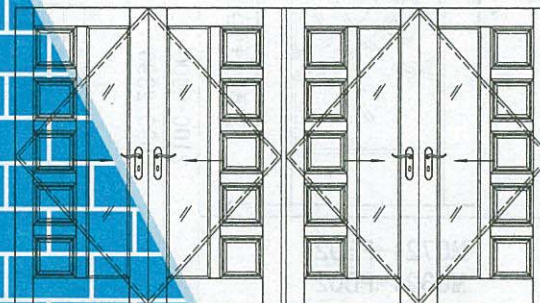
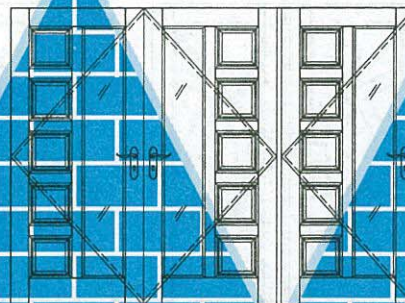
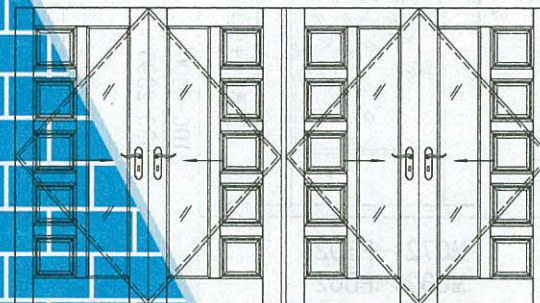
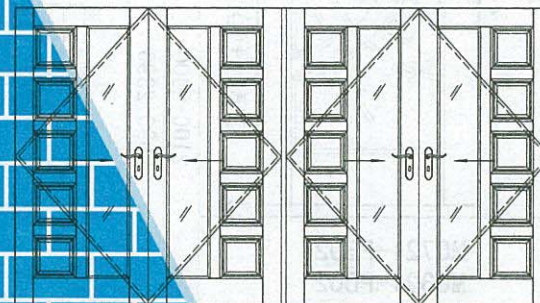
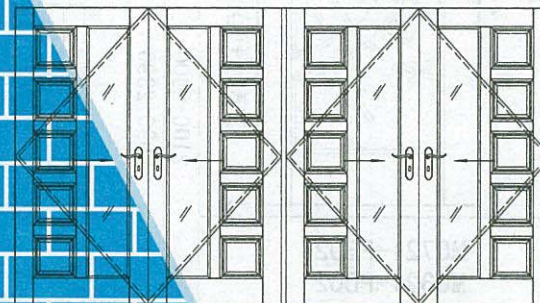
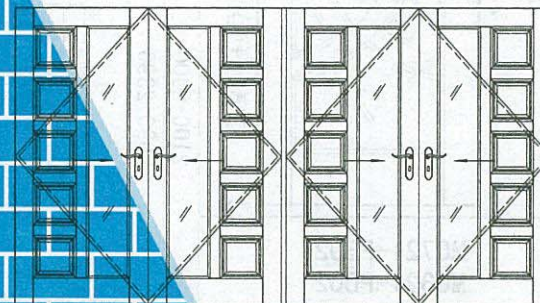
洞口	700-1000	洞口	1200	1500	1200-2100
	框 680-990	框 1180	1480	1180-2080	
2090-2390		2100-2400			
		2090-2390			
2100-2400	2090-2390				
洞口	2400-3000	洞口	2400-3000	3300-3600	
框	2380-2980	框	2380-2980	3280-3580	
2100-2400	2090-2390				
2100-2400	2090-2390				
2100-2400	2090-2390				
2100-2400	2090-2390				
2100-2400	2090-2390				
2100-2400	2090-2390				
2100-2400	2090-2390				
2100-2400	2090-2390				
2100-2400	2090-2390				
2100-2400	2090-2390				
2100-2400	2090-2390				
2100-2400	2090-2390				
2100-2400	2090-2390				
2100-2400	2090-2390				
2100-2400	2090-2390				
2100-2400	2090-2390				
2100-2400	2090-2390				
2100-2400	2090-2390				
2100-2400	2090-2390				
2100-2400	2090-2390				
2100-2400	2090-2390				
2100-2400	2090-2390				
2100-2400	2090-2390				
2100-2400	2090-2390				
2100-2400	2090-2390				
2100-2400	2090-2390				
2100-2400	2090-2390				
2100-2400	2090-2390				
2100-2400	2090-2390				
2100-2400	2090-2390				
2100-2400	2090-2390				
2100-2400	2090-2390				
2100-2400	2090-2390				
2100-2400	2090-2390				
2100-2400	2090-2390				
2100-2400	2090-2390				
2100-2400	2090-2390				
2100-2400	2090-2390				
2100-2400	2090-2390				
2100-2400	2090-2390				
2100-2400	2090-2390				
2100-2400	2090-2390				
2100-2400	2090-2390				
2100-2400	2090-2390				
2100-2400	2090-2390				
2100-2400	2090-2390				
2100-2400	2090-2390				
2100-2400	2090-2390				
2100-2400	2090-2390				
2100-2400	2090-2390				
2100-2400	2090-2390				
2100-2400	2090-2390				
2100-2400	2090-2390				
2100-2400	2090-2390				
2100-2400	2090-2390				
2100-2400	2090-2390				
2100-2400	2090-2390				



洞 口 框	700-1000 680-990	2100-2400 2090-2390		M0721-PX12 M0821-PX12 M0921-PX12 M1021-PX12
洞 口 框	1200 1180	2100-2400 2090-2390		M1221-PX12*
	1500 1480			
	1200-2100 1180-2080			
洞 口 框	2400-3000 2380-2980	2100-2400 2090-2390		M2421-PX12 M3021-PX12
	3300-3600 3280-3580			
洞 口 框	1200 1180	2100-2400 2090-2390		M1521-PX12*
	1500 1480			
	1200-2100 1180-2080			
洞 口 框	2400-3000 2380-2980	2100-2400 2090-2390		M2721-PX12 M3021-PX12
	3300-3600 3280-3580			
洞 口 框	1200 1180	2100-2400 2090-2390		M1821-PX12 M2121-PX12
	1500 1480			
	1200-2100 1180-2080			
洞 口 框	2400-3000 2380-2980	2100-2400 2090-2390		M3321-PX12 M3621-PX12
	3300-3600 3280-3580			

注： 1、有\*号的编号为大、小门样式。  
 2、当选用门为2400高时，门洞高度编号改为24。例：M0724-PX12。  
 3、当开启方式为弹簧门时，参照平开门编号改为HX。例：M0721-HX12。  
 4、当开启方式为推拉门时，参照平开门编号改为TX，五金件做相应的改变。编号例：M0721-TX12。



洞口	700-1000	洞口	1200	1500	1200-2100
	680-990		1180	1480	1180-2080
2090-2390		2100-2400			
		2090-2390			
2100-2400		2400-3000			
		2380-2980			
2100-2400					
		2090-2390			

注： 1、有\*号的编号为大、小门样式。  
 2、当选门为2400高时，门洞高度编号改为24。例：M0724-PB01。  
 3、当开启方式为弹簧门时，参照平开门编号改为HB。例：M0721-HB01。  
 4、当开启方式为推拉门时，参照平开门编号改为TB，五金件做相应的改变。编号例：M0721-TB01。



洞口	700-1000	洞口	1200	1500	1200-2100
	680-990	框	1180	1480	1180-2080
2090-2390	<p>门扇宽800 185 5 余量 5 185 186 EQ R855 R855 990 EQ 275 1500 门扇底距执手中1500</p>	2100-2400			
		2090-2390	M1221-PB02*	M1521-PB02*	M1821-PB02 M2121-PB02
2090-2390		洞口	2400-3000	3300-3600	
		框	2380-2980	3280-3580	
2090-2390		2100-2400			
		2090-2390	M2421-PB02 M2721-PB02 M3021-PB02	M3321-PB02 M3621-PB02	

注: 1、有\*号的编号为大、小门样式。  
2、当选用门为2400高时, 门洞高度编号改为24。例: M0724-PB02。  
3、当开启方式为弹簧门时, 参照平开门编号改为HB。例: M0721-HB02。  
4、当开启方式为推拉门时, 参照平开门编号改为TB, 五金件做相应的改变。编号例: M0721-TB02。

平开(推拉、弹簧)带玻门立面02

西南11J611

页次	30
----	----



洞口	700-1000	洞口	1200	1500	1200-2100
	框		680-990	框	1180
2090-2390		2100-2400 2090-2390			
			M1221-PB03*	M1521-PB03*	M1821-PB03    M2121-PB03
2090-2390		洞口	2400-3000		3300-3600
			框	2380-2980	
2100-2400 2090-2390		2100-2400 2090-2390			
			M2421-PB03    M2721-PB03	M3321-PB03    M3621-PB03	



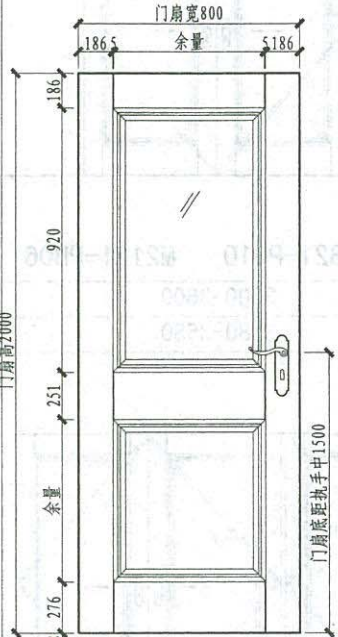
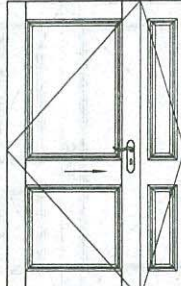



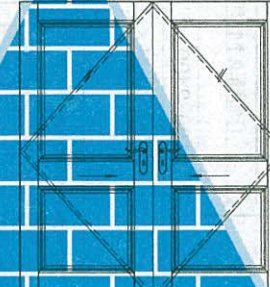
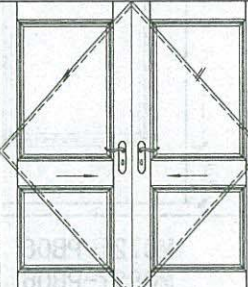
<div> <div>洞口</div> <div>700-1000</div> <div>框</div> <div>680-990</div> </div> <div> <div>2090-2390</div> <div>门扇高</div> <div> <div> <div>门扇宽</div> <div>195</div> <div>余量</div> <div>195</div> </div> <div> <div>420</div> <div>180</div> <div>余量</div> </div> <div> <div>241</div> <div>180</div> <div>674</div> <div>300</div> </div> <div> <div>门扇距地手中1500</div> </div> </div> <div> <div>M0721-PB04</div> <div>M0821-PB04</div> <div>M0921-PB04</div> <div>M1021-PB04</div> </div> </div>	<div> <div>洞口</div> <div>1200</div> <div>框</div> <div>1180</div> </div> <div> <div>2100-2400</div> <div>2090-2390</div> </div> <div> <div> <div> <div> <div> <div>M1221-PB04*</div> </div> </div> <div> <div> <div> <div>M1521-PB04*</div> </div> </div> <div> <div> <div> <div>M1821-PB04</div> <div>M2121-PB04</div> </div> </div> </div> </div> </div> <div> <div>洞口</div> <div>1500</div> <div>框</div> <div>1480</div> </div> <div> <div>2100-2400</div> <div>2090-2390</div> </div> <div> <div> <div> <div> <div> <div>M2421-PB04</div> <div>M3021-PB04</div> </div> </div> <div> <div> <div> <div>M2721-PB04</div> </div> </div> <div> <div> <div> <div>M3321-PB04</div> <div>M3621-PB04</div> </div> </div> </div> </div> </div> <div> <div>洞口</div> <div>1200-2100</div> <div>框</div> <div>1180-2080</div> </div> <div> <div>2400-3000</div> <div>2380-2980</div> </div> <div> <div>3300-3600</div> <div>3280-3580</div> </div> </div></div></div></div>
--	--

注： 1、有\*号的编号为大、小门样式。  
 2、当选用门为2400高时，门洞高度编号改为24。例：M0724-PB04。  
 3、当开启方式为弹簧门时，参照平开门编号改为HB。例：M0721-HB04。  
 4、当开启方式为推拉门时，参照平开门编号改为TB，五金件做相应的改变。编号例：M0721-TB04。

平开(推拉、弹簧)带玻门立面04

西南11J611  
 页次 32



洞口	700-1000	洞口	1200	1500	1200-2100
	框 680-990		框 1180	框 1480	框 1180-2080
					
			M1221-PB05*	M1521-PB05*	M1821-PB05 M2121-PB05
洞口	2400-3000	洞口	2400-3000	3300-3600	
	框 2380-2980		框 2380-2980	框 3280-3580	
					
			M2421-PB05 M3021-PB05	M2721-PB05	M3321-PB05 M3621-PB05

- 注： 1、有\*号的编号为大、小门样式。
- 2、当选用门为2400高时，门洞高度编号改为24。例：M0724-PB05。
- 3、当开启方式为弹簧门时，参照平开门编号改为HB。例：M0721-HB05。
- 4、当开启方式为推拉门时，参照平开门编号改为TB，五金件做相应的改变。编号例：M0721-TB05。

平开(推拉、弹簧)带玻门立面05

西南11J611

页次 33



<div> <div>2090-2390</div> <div> <div>门扇宽800</div> <div>186 5 余量 5 186</div> <div>150</div> <div>门扇高2000</div> <div>木框内空1630</div> <div>220</div> <div>门扇底距地手中1500</div> </div> <div> <div>M0721-PB06</div> <div>M0821-PB06</div> <div>M0921-PB06</div> <div>M1021-PB06</div> </div> </div>	洞口	700-1000	洞口	1200	1500	1200-2100
	框	680-990	框	1180	1480	1180-2080
				M1221-PB06*	M1521-PB06*	M1821-PJ10 M2121-PB06
	洞口	2400-3000	洞口	2400-3000	3300-3600	
	框	2380-2980	框	2380-2980	3280-3580	
				M2421-PB06 M2721-PB06	M3321-PB06 M3621-PB06	

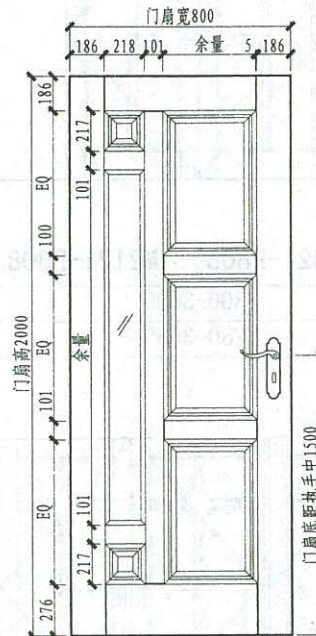
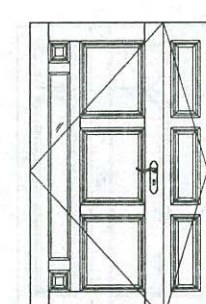
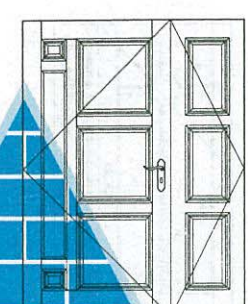
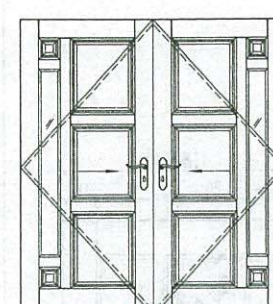
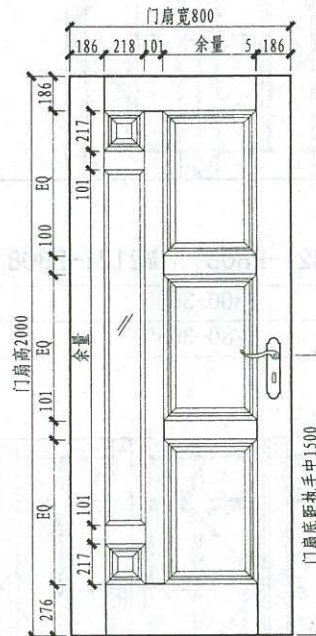
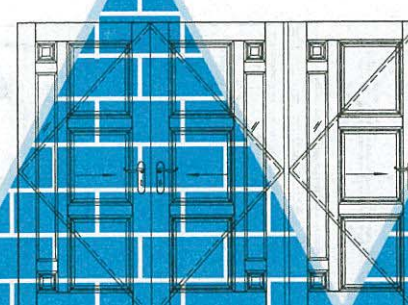
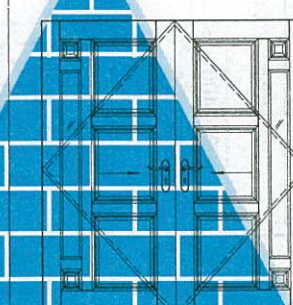
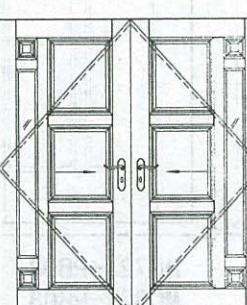

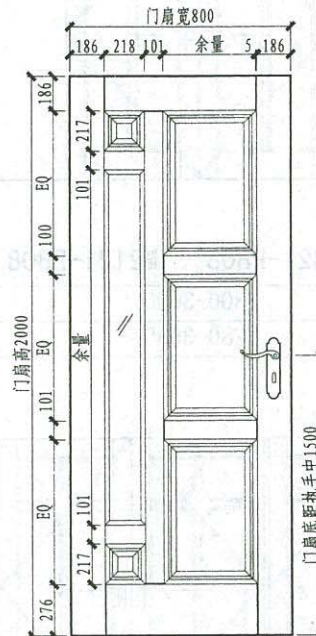
- 注： 1、有\*号的编号为大、小门样式。  
 2、当选用门为2400高时，门洞高度编号改为24。例：M0724-PB06。  
 3、当开启方式为弹簧门时，参照平开门编号改为HB。例：M0721-HB06。  
 4、当开启方式为推拉门时，参照平开门编号改为TB，五金件做相应的改变。编号例：M0721-TB06。

平开(弹簧)带玻门立面06

西南11J611

页次 34



洞口	700-1000	洞口	1200	1500	1200-2100
	框 680-990	框 1180	1480	1180-2080	
2090-2390		2100-2400			
		2090-2390			
2090-2390		洞口 2400-3000	M1221-PB07* M1521-PB07*		M1821-PB07 M2121-PB07
		框 2380-2980			3300-3600 3280-3580
2100-2400		2090-2390			
2090-2390		2100-2400	M2421-PB07 M2721-PB07		M3321-PB07 M3621-PB07
		框 2090-2390	M3021-PB07		

- 注： 1、有\*号的编号为大、小门样式。  
 2、当选用门为2400高时，门洞高度编号改为24。例：M0724-PB07。  
 3、当开启方式为弹簧门时，参照平开门编号改为HB。例：M0721-HB07。  
 4、当开启方式为推拉门时，参照平开门编号改为TB，五金件做相应的改变。编号例：M0721-TB07。

平开(推拉、弹簧)带玻门立面07

西南11J611

页次 35



洞口	700-1000	洞口	1200	1500	1200-2100
	框 680-990	框 1180	1480	1180-2080	
2090-2390		2100-2400			
		2090-2390	M1221-PB08*	M1521-PB08*	M1821-PB08 M2121-PB08
		洞口 2400-3000	3300-3600		
		框 2380-2980	3280-3580		
2100-2400		2100-2400			
		2090-2390	M2421-PB08 M2721-PB08	M3321-PB08 M3621-PB08	

- 注： 1、有\*号的编号为大、小门样式。  
2、当选用门为2400高时，门洞高度编号改为24。例：M0724-PB08。  
3、当开启方式为弹簧门时，参照平开门编号改为HB。例：M0721-HB08。  
4、当开启方式为推拉门时，参照平开门编号改为TB，五金件做相应的改变。编号例：M0721-TB08。

平开(推拉、弹簧)带玻门立面08

西南11J611

页次 36



洞口 框	700-1000 680-990	2100-2400 2090-2390		M0721-PB09 M0821-PB09 M0921-PB09 M1021-PB09	洞口	1200	1500	1200-2100
					框	1180	1480	1180-2080
						M1221-PB09*	M1521-PB09*	M1821-PB09 M2121-PB09
洞口 框		2100-2400 2090-2390		M2421-PB09 M2721-PB09 M3021-PB09	洞口	2400-3000		3300-3600
					框	2380-2980		3280-3580
洞口 框		2100-2400 2090-2390		M3321-PB09 M3621-PB09	洞口			
					框			

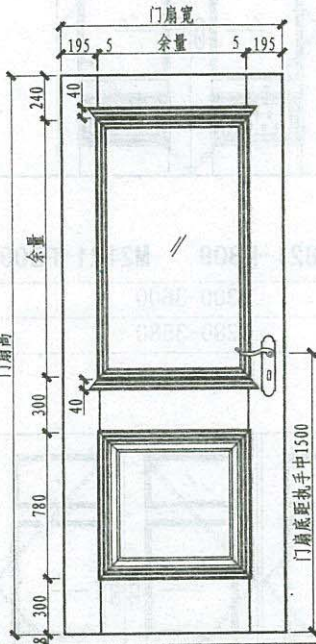
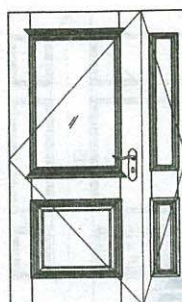
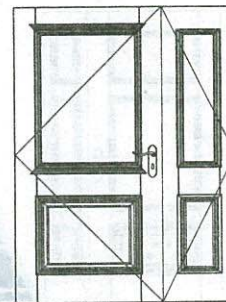
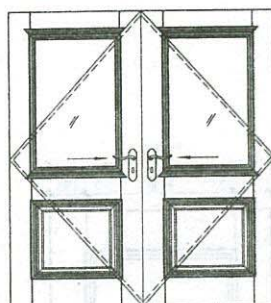

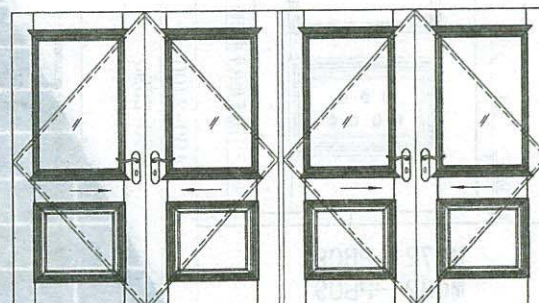
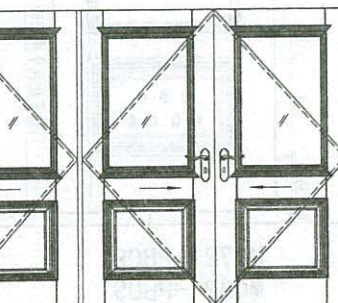
- 注: 1、有\*号的编号为大、小门样式。  
2、当选用门为2400高时, 门洞高度编号改为24。例: M0724-PB09。  
3、当开启方式为弹簧门时, 参照平开门编号改为HB。例: M0721-HB09。  
4、当开启方式为推拉门时, 参照平开门编号改为TB, 五金件做相应的改变。编号例: M0721-TB09。

平开(推拉、弹簧)带玻门立面09

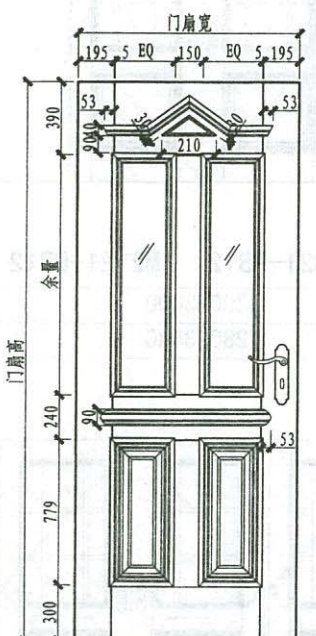
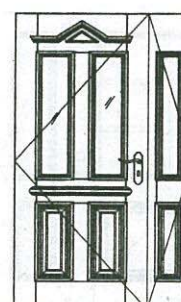

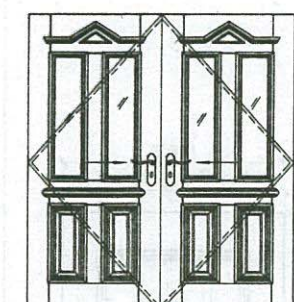


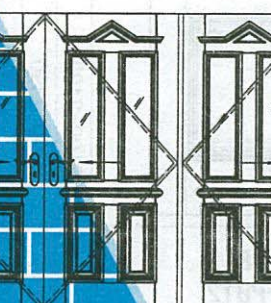


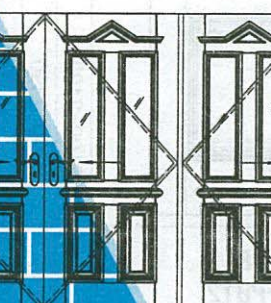


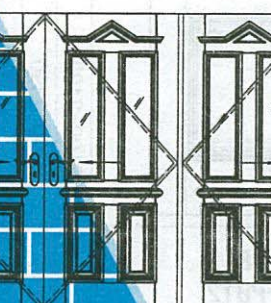


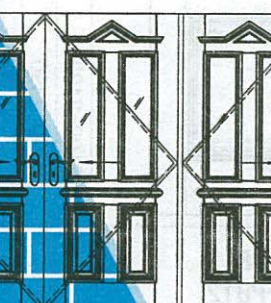


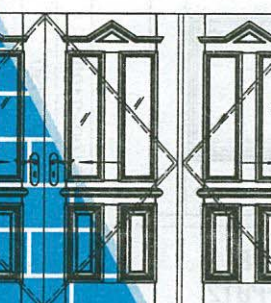


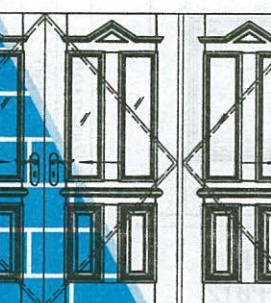


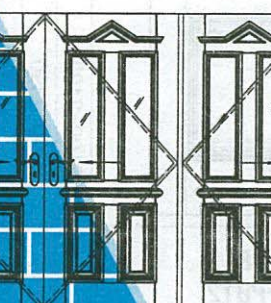


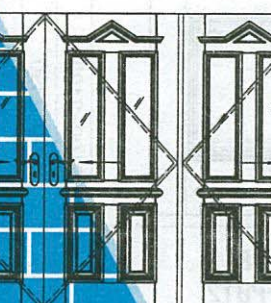


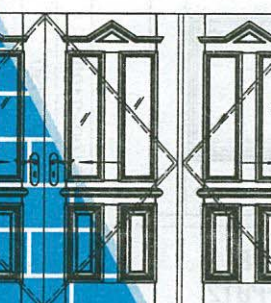


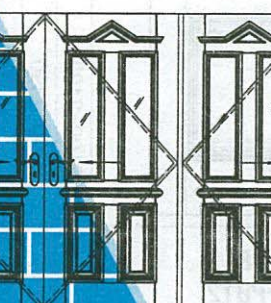


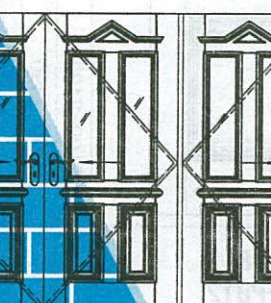


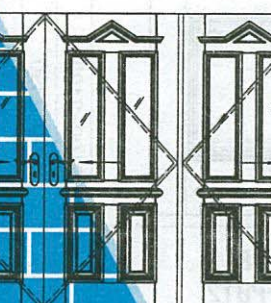


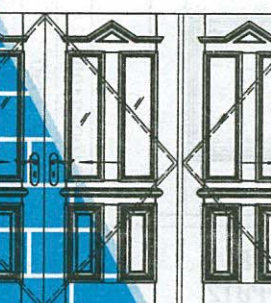


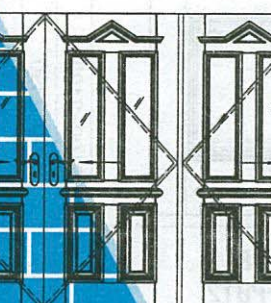


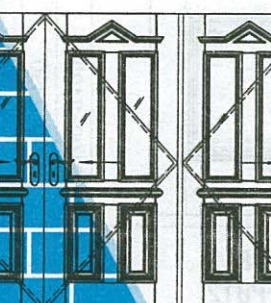


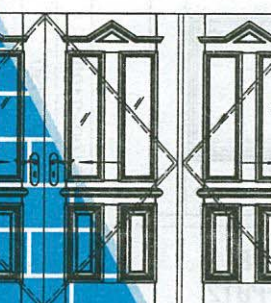


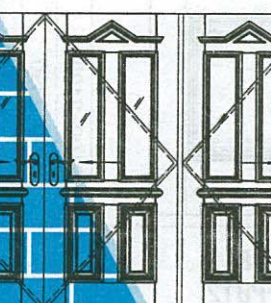


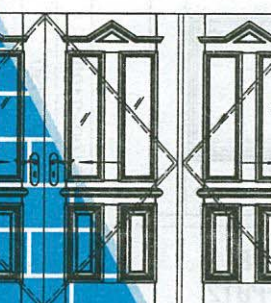


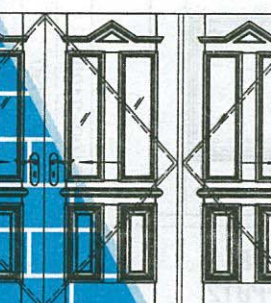


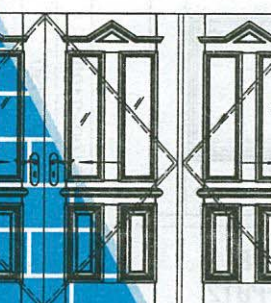


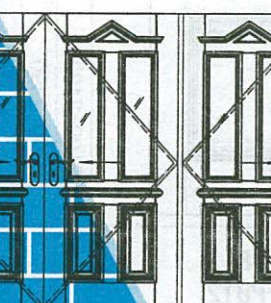


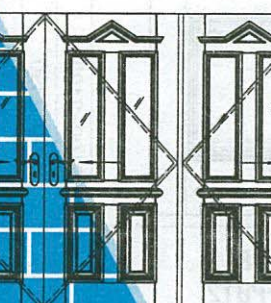


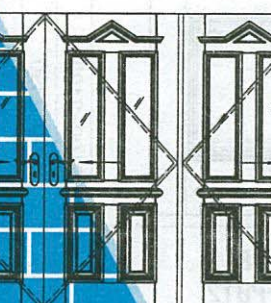


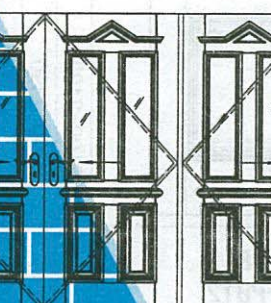


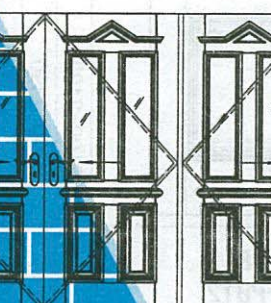


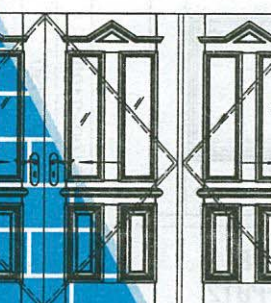


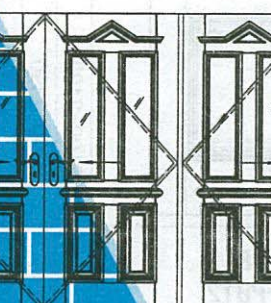


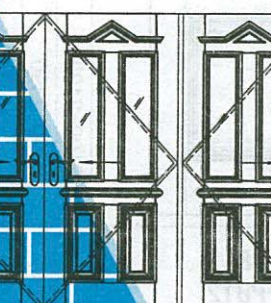


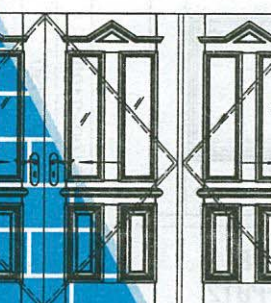


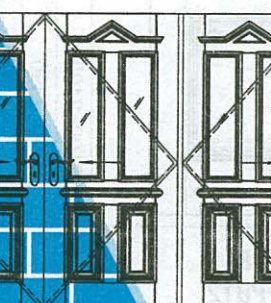


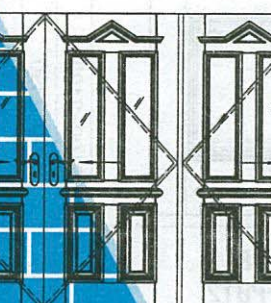


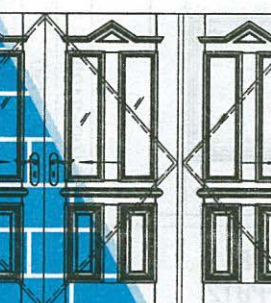


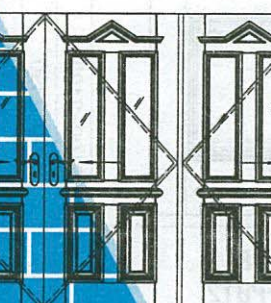


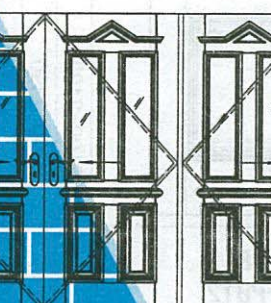


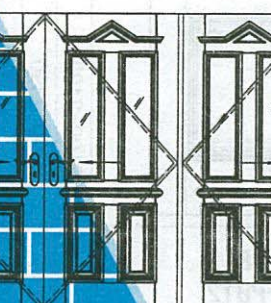


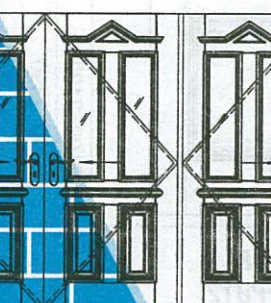
西南11J611

页次 37



洞口 框	700-1000 680-990	洞口 框	1200 1180	1500 1480	1200-2100 1180-2080
2090-2390		2100-2400 2090-2390			
			M1221-PB10*	M1521-PB10*	M1821-PB10    M2121-PB10
2090-2390		洞口 框	2400-3000 2380-2980	3300-3600 3280-3580	
2090-2390		2100-2400 2090-2390			
			M2421-PB10    M2721-PB10 M3021-PB10	M3321-PB10    M3621-PB10	



洞口	700-1000	洞口	1200	1500	1200-2100
	框		680-990	框	1180
2090-2390		2100-2400 2090-2390			
			M1221-PB11*	M1521-PB11*	M1821-PB11    M2121-PB11
2090-2390		洞口	2400-3000	3300-3600	
			框	2380-2980	3280-3580
2090-2390		2100-2400 2090-2390			
			M2421-PB11    M2721-PB11	M3321-PB11    M3621-PB11	
2090-2390		洞口	2400-3000	3300-3600	
			框	2380-2980	3280-3580
2090-2390		2100-2400 2090-2390			
			M2421-PB11    M2721-PB11	M3321-PB11    M3621-PB11	
2090-2390		洞口	2400-3000	3300-3600	
			框	2380-2980	3280-3580
2090-2390		2100-2400 2090-2390			
			M2421-PB11    M2721-PB11	M3321-PB11    M3621-PB11	
2090-2390		洞口	2400-3000	3300-3600	
			框	2380-2980	3280-3580
2090-2390		2100-2400 2090-2390			
			M2421-PB11    M2721-PB11	M3321-PB11    M3621-PB11	
2090-2390		洞口	2400-3000	3300-3600	
			框	2380-2980	3280-3580
2090-2390		2100-2400 2090-2390			
			M2421-PB11    M2721-PB11	M3321-PB11    M3621-PB11	
2090-2390		洞口	2400-3000	3300-3600	
			框	2380-2980	3280-3580
2090-2390		2100-2400 2090-2390			
			M2421-PB11    M2721-PB11	M3321-PB11    M3621-PB11	
2090-2390		洞口	2400-3000	3300-3600	
			框	2380-2980	3280-3580
2090-2390		2100-2400 2090-2390			
			M2421-PB11    M2721-PB11	M3321-PB11    M3621-PB11	
2090-2390		洞口	2400-3000	3300-3600	
			框	2380-2980	3280-3580
2090-2390		2100-2400 2090-2390			
			M2421-PB11    M2721-PB11	M3321-PB11    M3621-PB11	
2090-2390		洞口	2400-3000	3300-3600	
			框	2380-2980	3280-3580
2090-2390		2100-2400 2090-2390			
			M2421-PB11    M2721-PB11	M3321-PB11    M3621-PB11	
2090-2390		洞口	2400-3000	3300-3600	
			框	2380-2980	3280-3580
2090-2390		2100-2400 2090-2390			
			M2421-PB11    M2721-PB11	M3321-PB11    M3621-PB11	
2090-2390		洞口	2400-3000	3300-3600	
			框	2380-2980	3280-3580
2090-2390		2100-2400 2090-2390			
			M2421-PB11    M2721-PB11	M3321-PB11    M3621-PB11	
2090-2390		洞口	2400-3000	3300-3600	
			框	2380-2980	3280-3580
2090-2390		2100-2400 2090-2390			
			M2421-PB11    M2721-PB11	M3321-PB11    M3621-PB11	
2090-2390		洞口	2400-3000	3300-3600	
			框	2380-2980	3280-3580
2090-2390		2100-2400 2090-2390			
			M2421-PB11    M2721-PB11	M3321-PB11    M3621-PB11	
2090-2390		洞口	2400-3000	3300-3600	
			框	2380-2980	3280-3580
2090-2390		2100-2400 2090-2390			
			M2421-PB11    M2721-PB11	M3321-PB11    M3621-PB11	
2090-2390		洞口	2400-3000	3300-3600	
			框	2380-2980	3280-3580
2090-2390		2100-2400 2090-2390			
			M2421-PB11    M2721-PB11	M3321-PB11    M3621-PB11	
2090-2390		洞口	2400-3000	3300-3600	
			框	2380-2980	3280-3580
2090-2390		2100-2400 2090-2390			
			M2421-PB11    M2721-PB11	M3321-PB11    M3621-PB11	
2090-2390		洞口	2400-3000	3300-3600	
			框	2380-2980	3280-3580
2090-2390		2100-2400 2090-2390			
			M2421-PB11    M2721-PB11	M3321-PB11    M3621-PB11	
2090-2390		洞口	2400-3000	3300-3600	
			框	2380-2980	3280-3580
2090-2390		2100-2400 2090-2390			
			M2421-PB11    M2721-PB11	M3321-PB11    M3621-PB11	
2090-2390		洞口	2400-3000	3300-3600	
			框	2380-2980	3280-3580
2090-2390		2100-2400 2090-2390			
			M2421-PB11    M2721-PB11	M3321-PB11    M3621-PB11	
2090-2390		洞口	2400-3000	3300-3600	
			框	2380-2980	3280-3580
2090-2390		2100-2400 2090-2390			
			M2421-PB11    M2721-PB11	M3321-PB11    M3621-PB11	
2090-2390		洞口	2400-3000	3300-3600	
			框	2380-2980	3280-3580
2090-2390		2100-2400 2090-2390			
			M2421-PB11    M2721-PB11	M3321-PB11    M3621-PB11	
2090-2390		洞口	2400-3000	3300-3600	
			框	2380-2980	3280-3580
2090-2390		2100-2400 2090-2390			
			M2421-PB11    M2721-PB11	M3321-PB11    M3621-PB11	
2090-2390		洞口	2400-3000	3300-3600	
			框	2380-2980	3280-3580
2090-2390		2100-2400 2090-2390			
			M2421-PB11    M2721-PB11	M3321-PB11    M3621-PB11	
2090-2390		洞口	2400-3000	3300-3600	
			框	2380-2980	3280-3580
2090-2390		2100-2400 2090-2390			
			M2421-PB11    M2721-PB11	M3321-PB11    M3621-PB11	
2090-2390		洞口	2400-3000	3300-3600	
			框	2380-2980	3280-3580
2090-2390		2100-2400 2090-2390			
			M2421-PB11    M2721-PB11	M3321-PB11    M3621-PB11	
2090-2390		洞口	2400-3000	3300-3600	
			框	2380-2980	3280-3580
2090-2390		2100-2400 2090-2390			
			M2421-PB11    M2721-PB11	M3321-PB11    M3621-PB11	
2090-2390		洞口	2400-3000	3300-3600	
			框	2380-2980	3280-3580
2090-2390		2100-2400 2090-2390			
			M2421-PB11    M2721-PB11	M3321-PB11    M3621-PB11	
2090-2390		洞口	2400-3000	3300-3600	
			框	2380-2980	3280-3580
2090-2390		2100-2400 2090-2390			
			M2421-PB11    M2721-PB11	M3321-PB11    M3621-PB11	
2090-2390		洞口	2400-3000	3300-3600	
			框	2380-2980	3280-3580
2090-2390		2100-2400 2090-2390			
			M2421-PB11    M2721-PB11	M3321-PB11    M3621-PB11	
2090-2390		洞口	2400-3000	3300-3600	
			框	2380-2980	3280-3580
2090-2390		2100-2400 2090-2390			
			M2421-PB11    M2721-PB11	M3321-PB11    M3621-PB11	
2090-2390		洞口	2400-3000	3300-3600	
			框	2380-2980	3280-3580
2090-2390		2100-2400 2090-2390			
			M2421-PB11    M2721-PB11	M3321-PB11    M3621-PB11	
2090-2390		洞口	2400-3000	3300-3600	
			框	2380-2980	3280-3580
2090-2390		2100-2400 2090-2390			
			M2421-PB11    M2721-PB11	M3321-PB11    M3621-PB11	
2090-2390		洞口	2400-3000	3300-3600	
			框	2380-2980	3280-3580
2090-2390		2100-2400 2090-2390			
			M2421-PB11    M2721-PB11	M3321-PB11    M3621-PB11	
2090-2390		洞口	2400-3000	3300-3600	
			框	2380-2980	3280-3580
2090-2390		2100-2400 2090-2390			
			M2421-PB11    M2721-PB11	M3321-PB11    M3621-PB11	
2090-2390		洞口	2400-3000	3300-3600	
			框	2380-2980	3280-3580
2090-2390		2100-2400 2090-2390			
			M2421-PB11    M2721-PB11	M3321-PB11    M3621-PB11	
2090-2390		洞口	2400-3000	3300-3600	
			框	2380-2980	3280-3580
2090-2390		2100-2400 2090-2390			
			M2421-PB11    M2721-PB11		



洞口	700-1000	洞口	1200	1500	1200-2100
框	680-990	框	1180	1480	1180-2080
<div style="text-align: center;"> <p>M0721-PB12 M0821-PB12 M0921-PB12 M1021-PB12</p> </div>		2100-2400	<p>M1221-PB12*</p>	<p>M1521-PB12*</p>	<p>M1821-PB12    M2121-PB12</p>
		2090-2390			
		洞口	2400-3000		3300-3600
		框	2380-2980		3280-3580
		2100-2400	<p>M2421-PB12    M2721-PB12</p>	<p>M3321-PB12    M3621-PB12</p>	
		2090-2390			

注: 1、有\*号的编号为大、小门样式。

2、当选用门为2400高时，门洞高度编号改为24。例：M0724-PB12。

3、当开启方式为弹簧门时，参照平开门编号改为HB。例：M0721-HB12。

4、当开启方式为推拉门时，参照平开门编号改为TB，五金件做相应的改变。编号例：M0721-TB12。

平开(推拉、弹簧)带玻门立面12

西南11J611

页次	40
----	----



注: 1、有\*号的编号为大、小门样式。  
2、当选用门为2400高时, 门洞高度编号改为24。例: M0724-PB13。  
3、当开启方式为弹簧门时, 参照平开门编号改为HB。例: M0721-HB13。  
4、当开启方式为推拉门时, 参照平开门编号改为TB, 五金件做相应的改变。编号例: M0721-TB13。

页次	41
----	----



洞口		700-1000	洞口	1200	1500	1200-2100
框		680-990	框	1180	1480	1180-2080
2090-2390			2100-2400			
			2090-2390			
			M1221-PY01*		M1521-PY01*	M1821-PY01 M2121-PY01
			2400-3000		3300-3600	
框		2380-2980	3280-3580			
2090-2390			2100-2400			
			2090-2390			
			M2421-PY01 M2721-PY01		M3321-PY01 M3621-PY01	
			M3021-PY01			

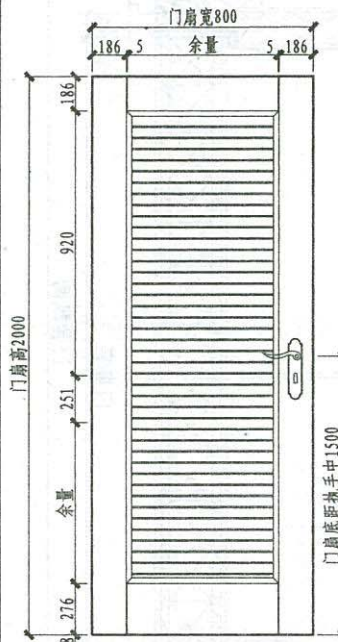
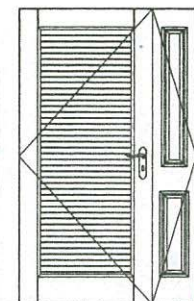


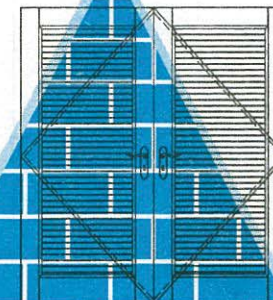


- 注： 1、有\*号的编号为大、小门样式。  
 2、当选用门为2400高时，门洞高度编号改为24。例：M0724-PY01。  
 3、当开启方式为弹簧门时，参照平开门编号改为HY。例：M0721-HY01。  
 4、当开启方式为推拉门时，参照平开门编号改为TY，五金件做相应的改变。编号例：M0721-TY01。

平开(推拉、弹簧)百页门立面01

西南11J611

页次 42



洞口 框	700-1000	洞口 框	1200	1500	1200-2100
	680-990		1180	1480	1180-2080
2090-2390		2100-2400			
		2090-2390	M1221-PY02*	M1521-PY02*	M1821-PY02    M2121-PY02
2090-2390		洞口 框	2400-3000		3300-3600
			2380-2980		3280-3580
2090-2390		2100-2400			
		2090-2390	M2421-PY02    M2721-PY02	M3321-PY02    M3621-PY02	
	M0721-PY02 M0821-PY02 M0921-PY02 M1021-PY02		M3021-PY02		

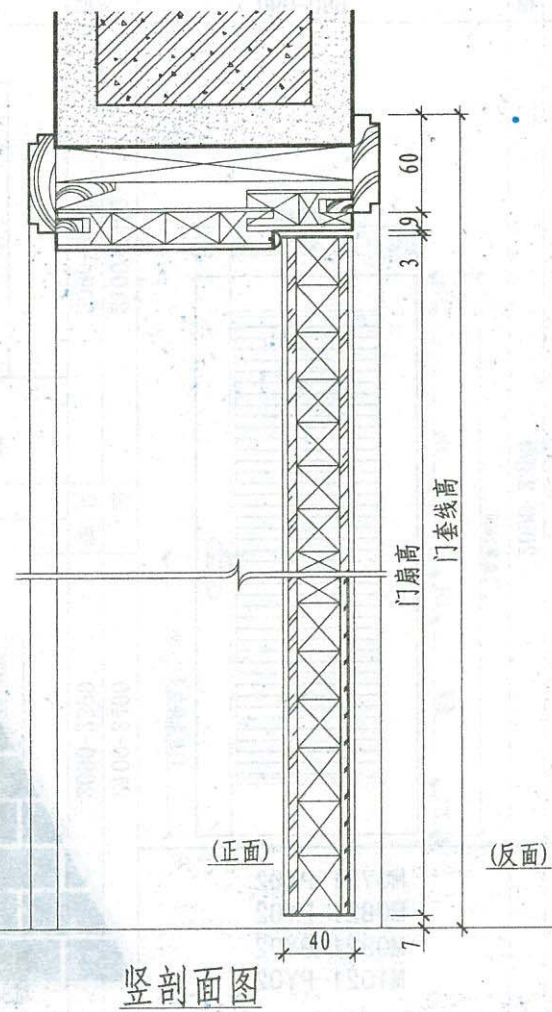
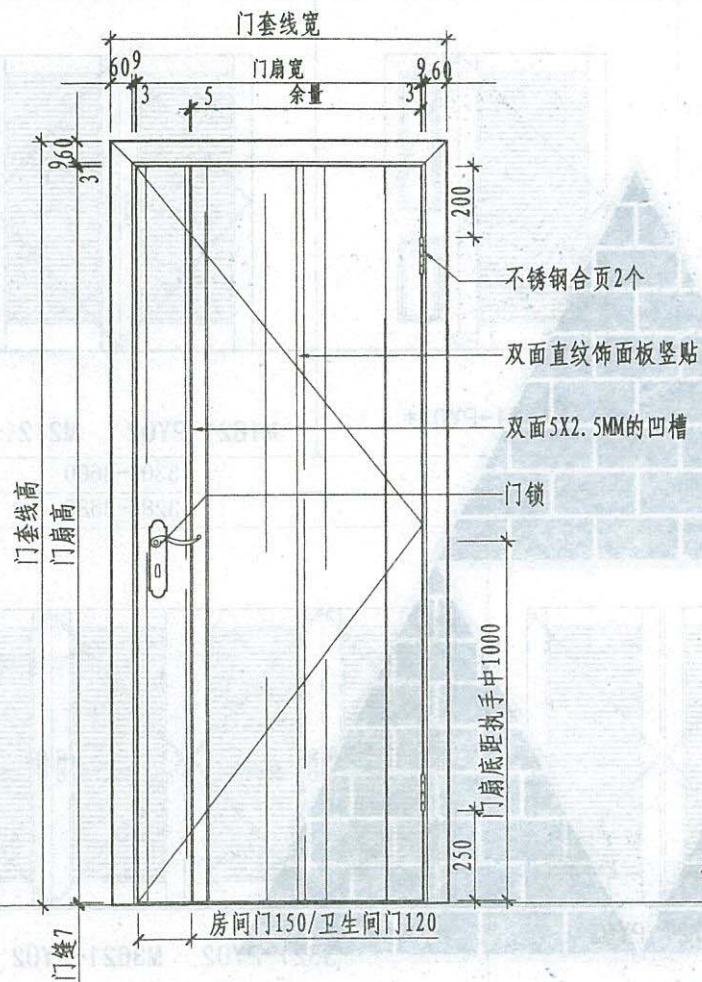
注: 1、有\*号的编号为大、小门样式。  
2、当选用门为2400高时, 门洞高度编号改为24。例: M0724-PY02。  
3、当开启方式为弹簧门时, 参照平开门编号改为HY。例: M0721-HY02。  
4、当开启方式为推拉门时, 参照平开门编号改为TY, 五金件做相应的改变。编号例: M0721-TY02。

平开(推拉、弹簧)百页门立面02

西南11J611

页次	43
----	----



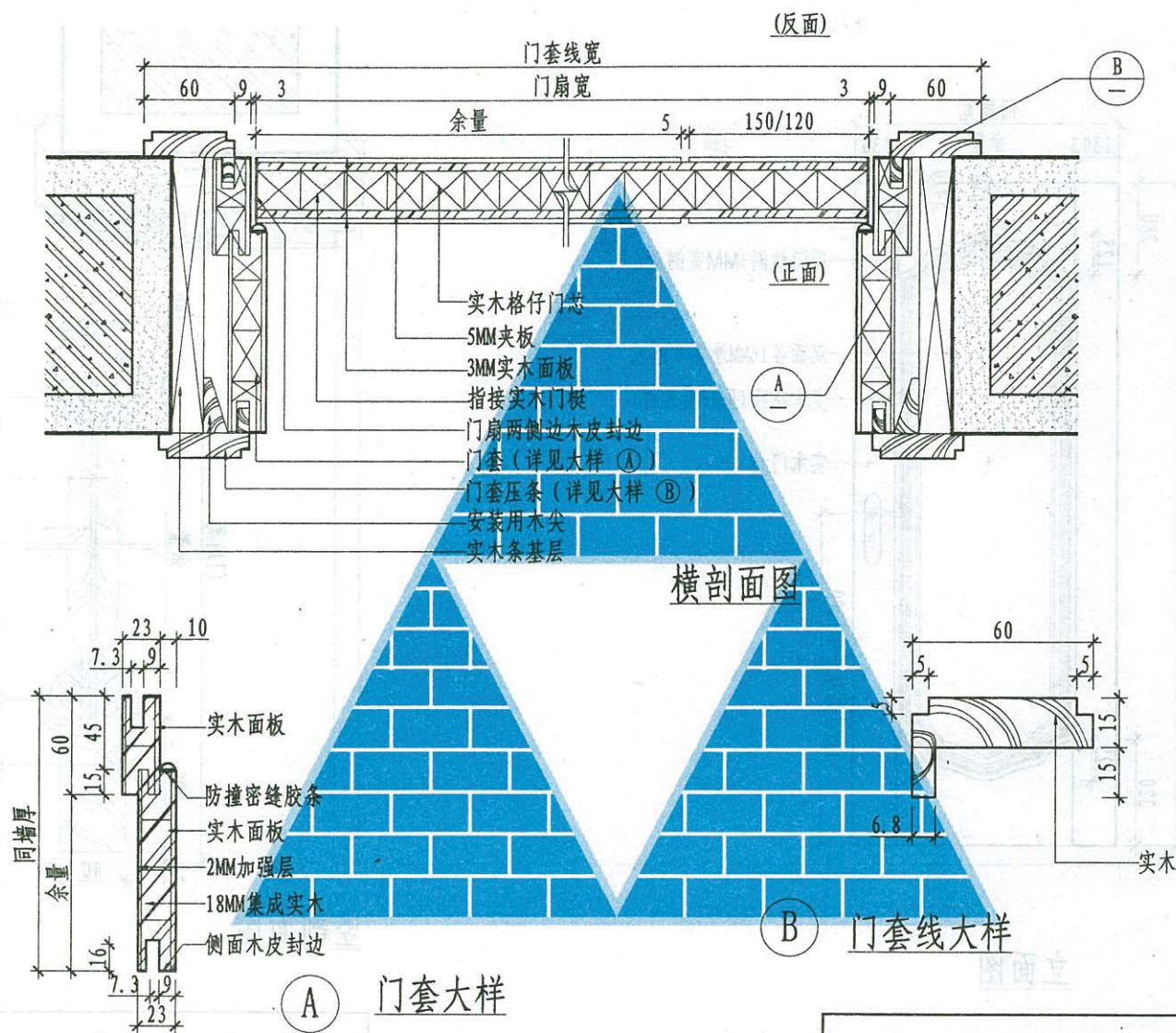


平开门大样示意图 (一)

西南11J611

页次 44





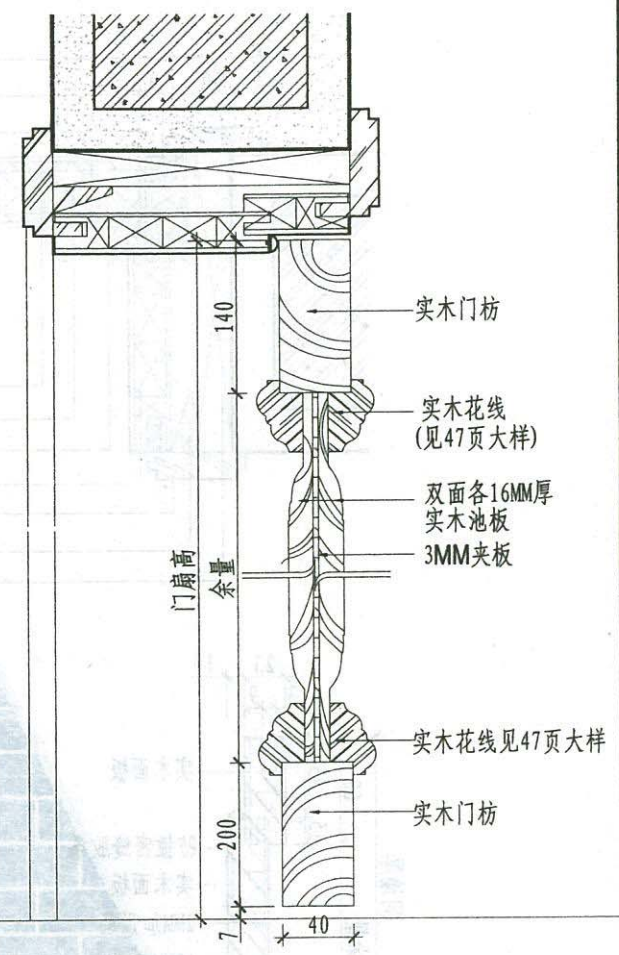
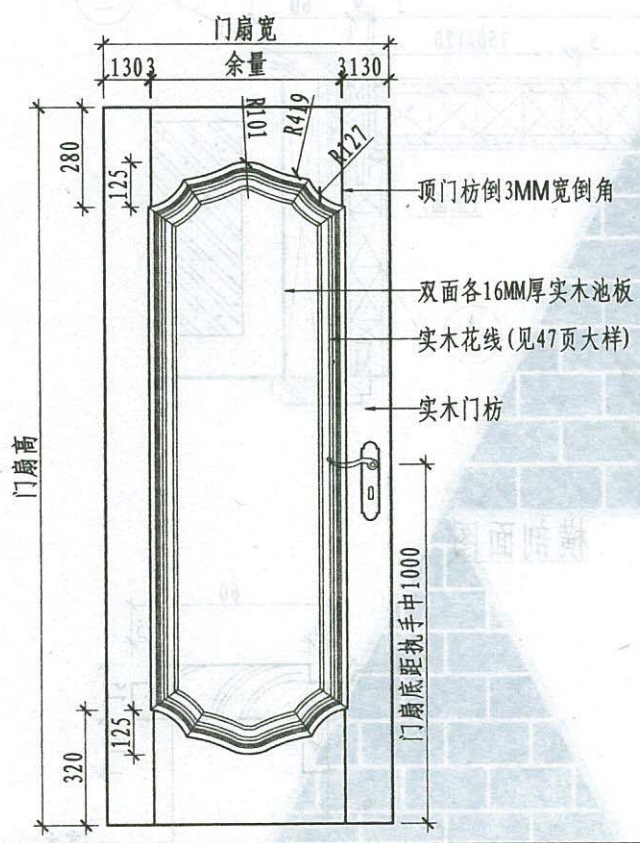
平开门大样示意图 (二)

西南11J611

页次 45



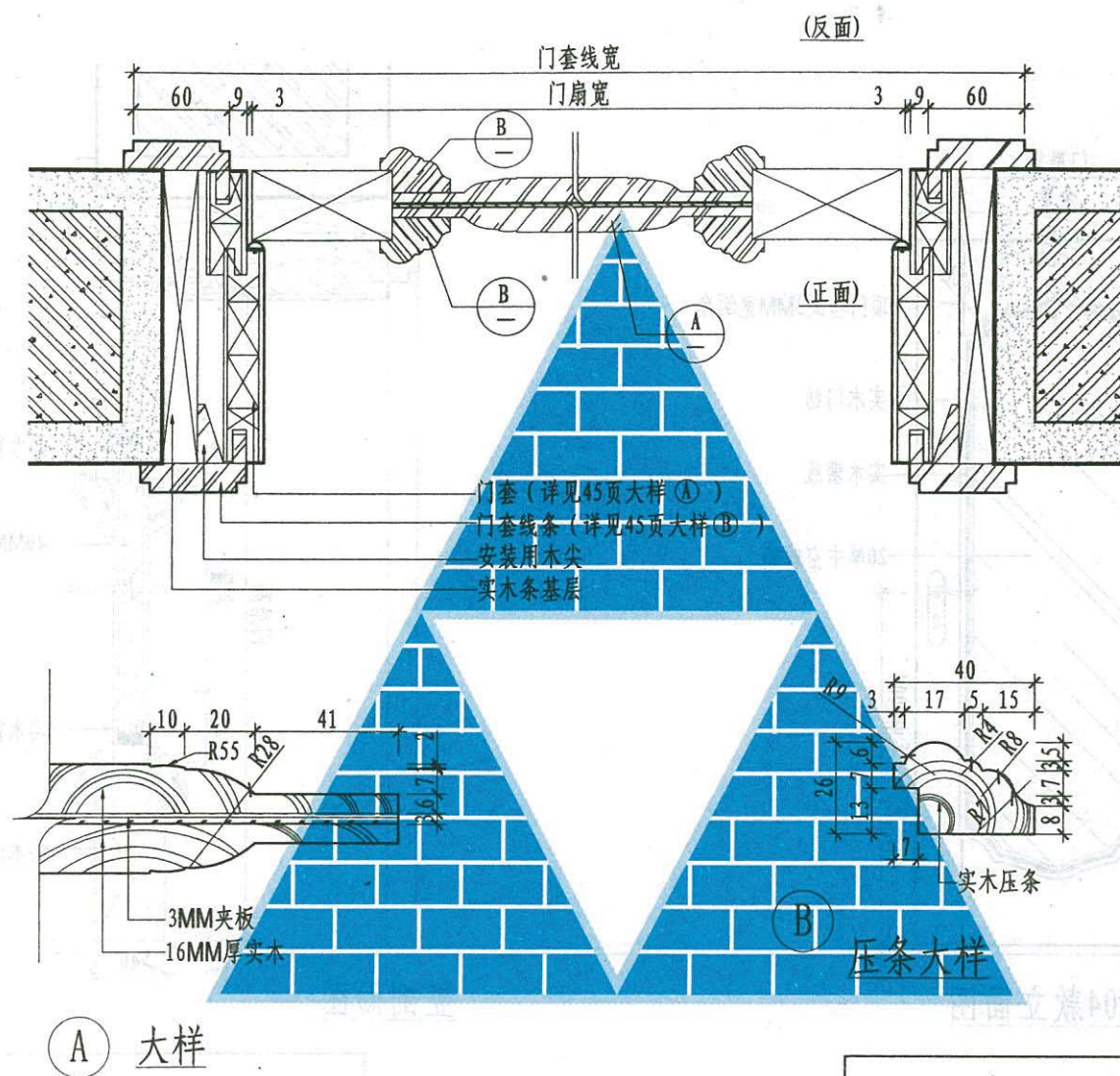
校核 冯明才 编制 易黎明 制图 彭琳 审核 彭琳



平开门大样示意图(三)

西南11J611	
页次	46



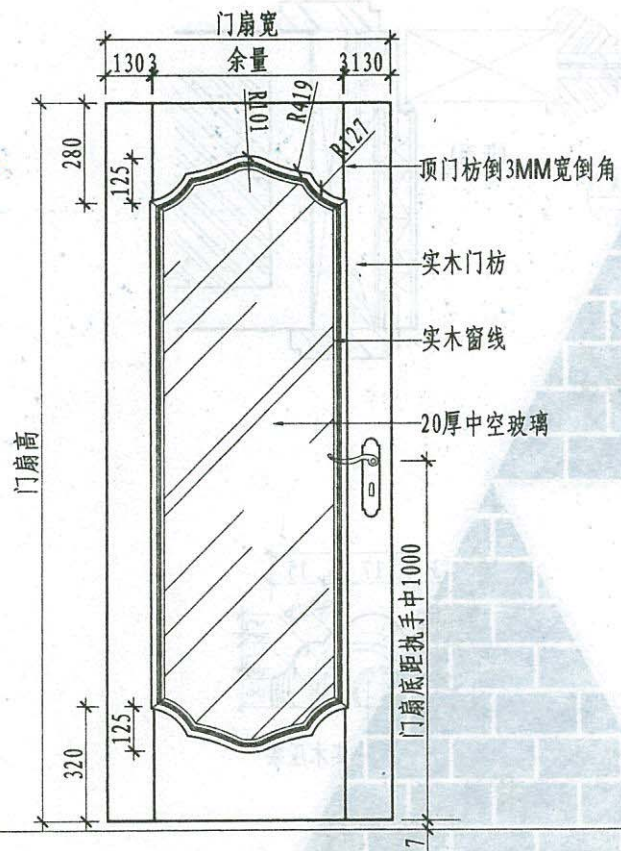


平开门大样示意图 (四)

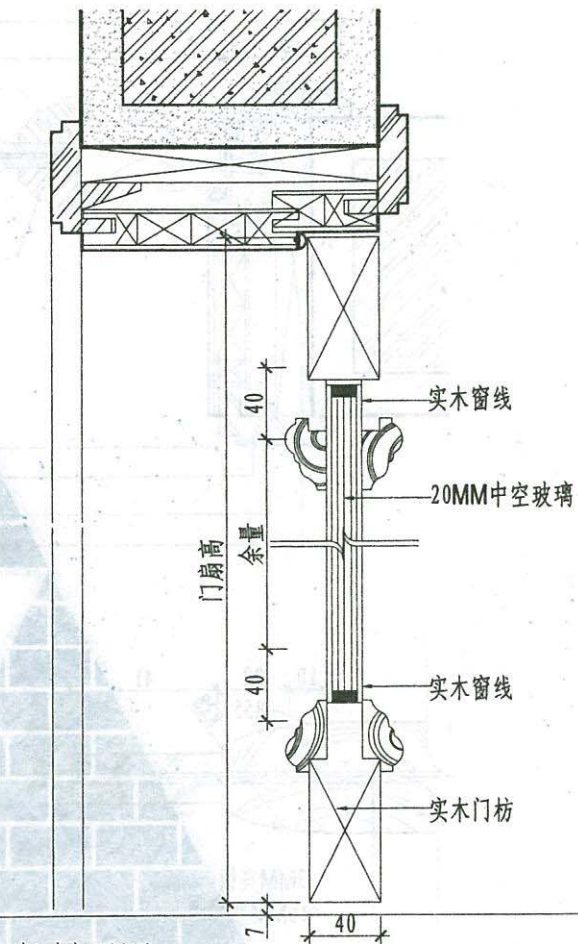
西南11J611

页次 47





### CU04款立面图



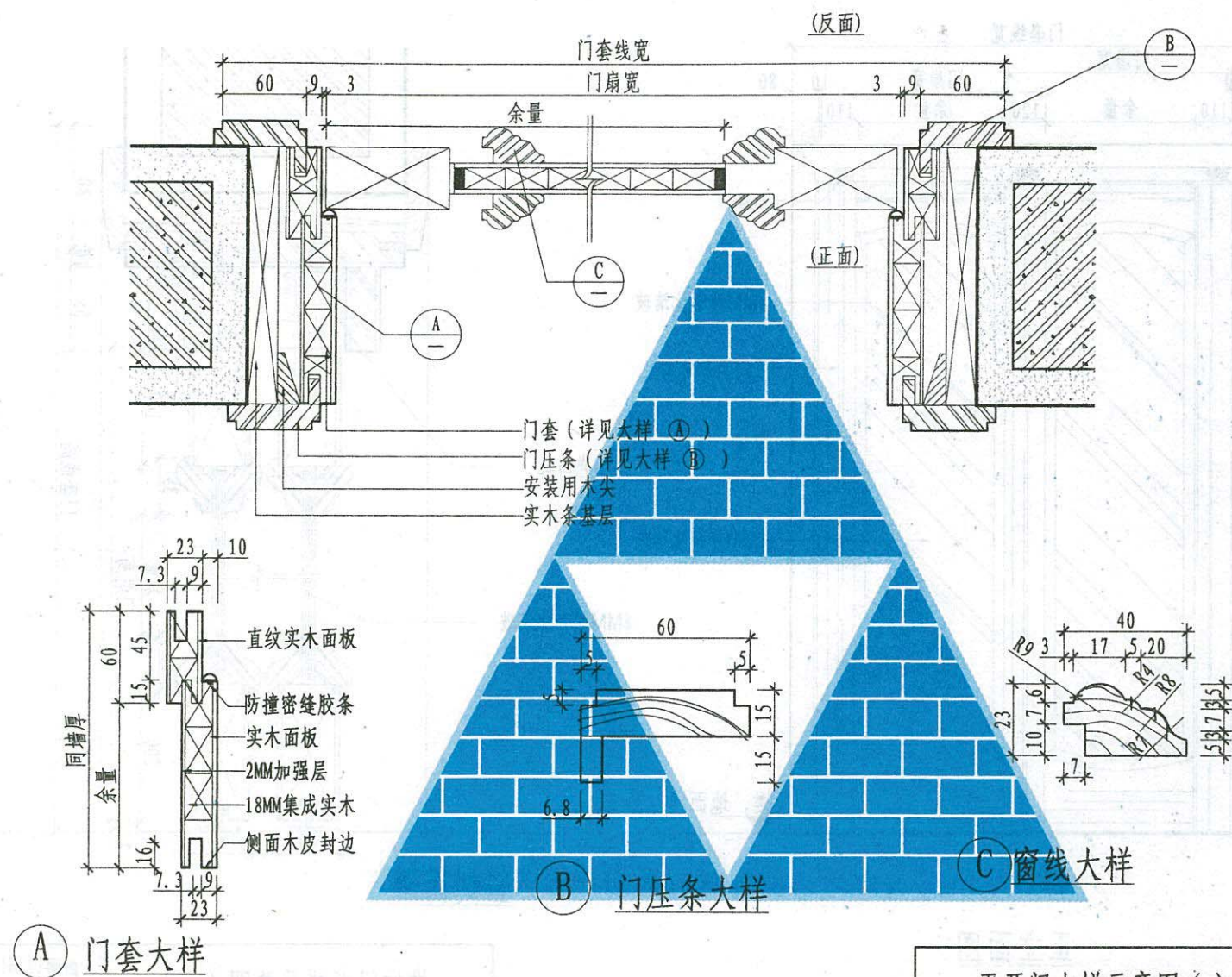
### 竖剖面图

平开门大样示意图 (五)

西南11J611

页次	48
----	----





平开门大样示意图 (六)

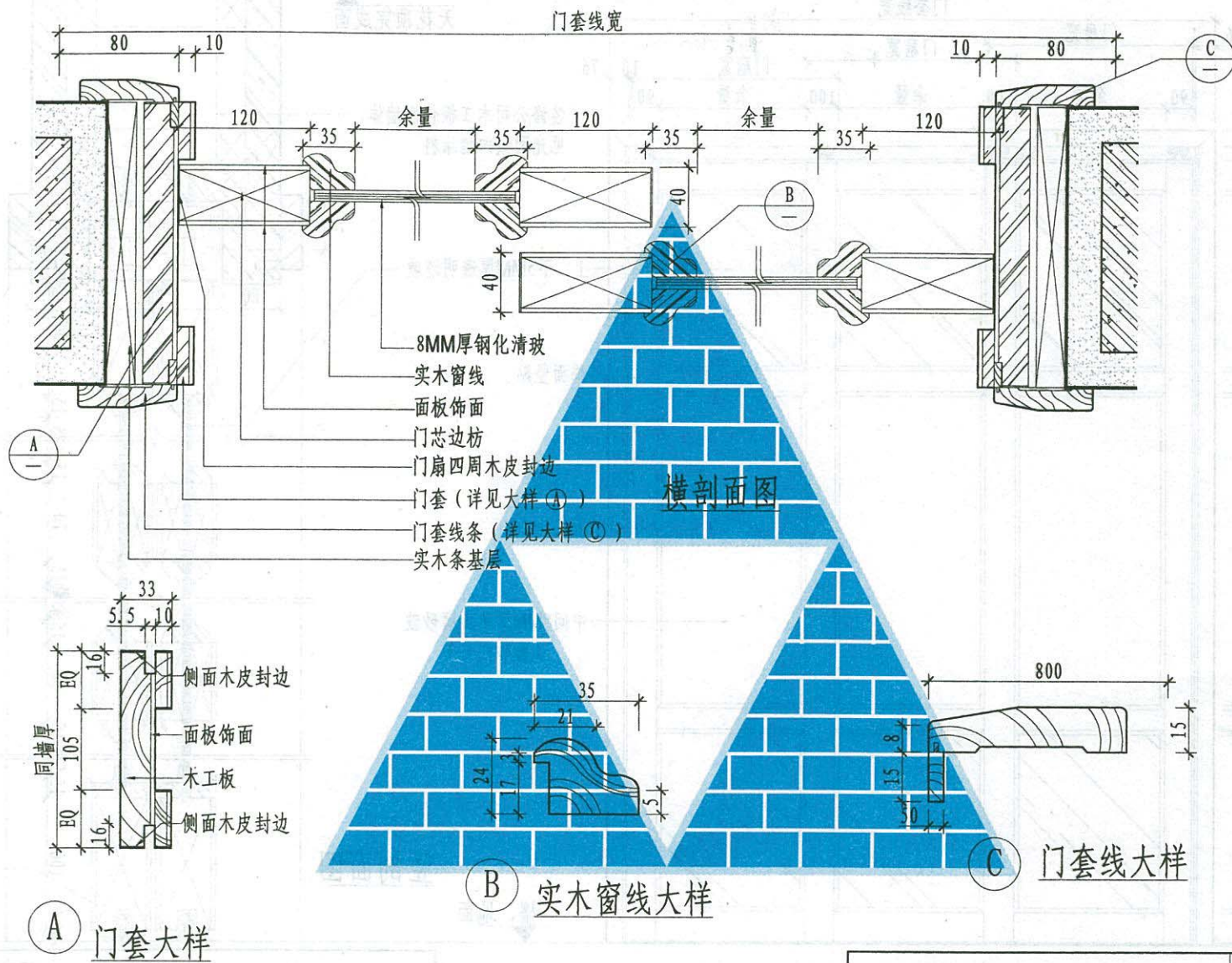
西南11J611

页次 49







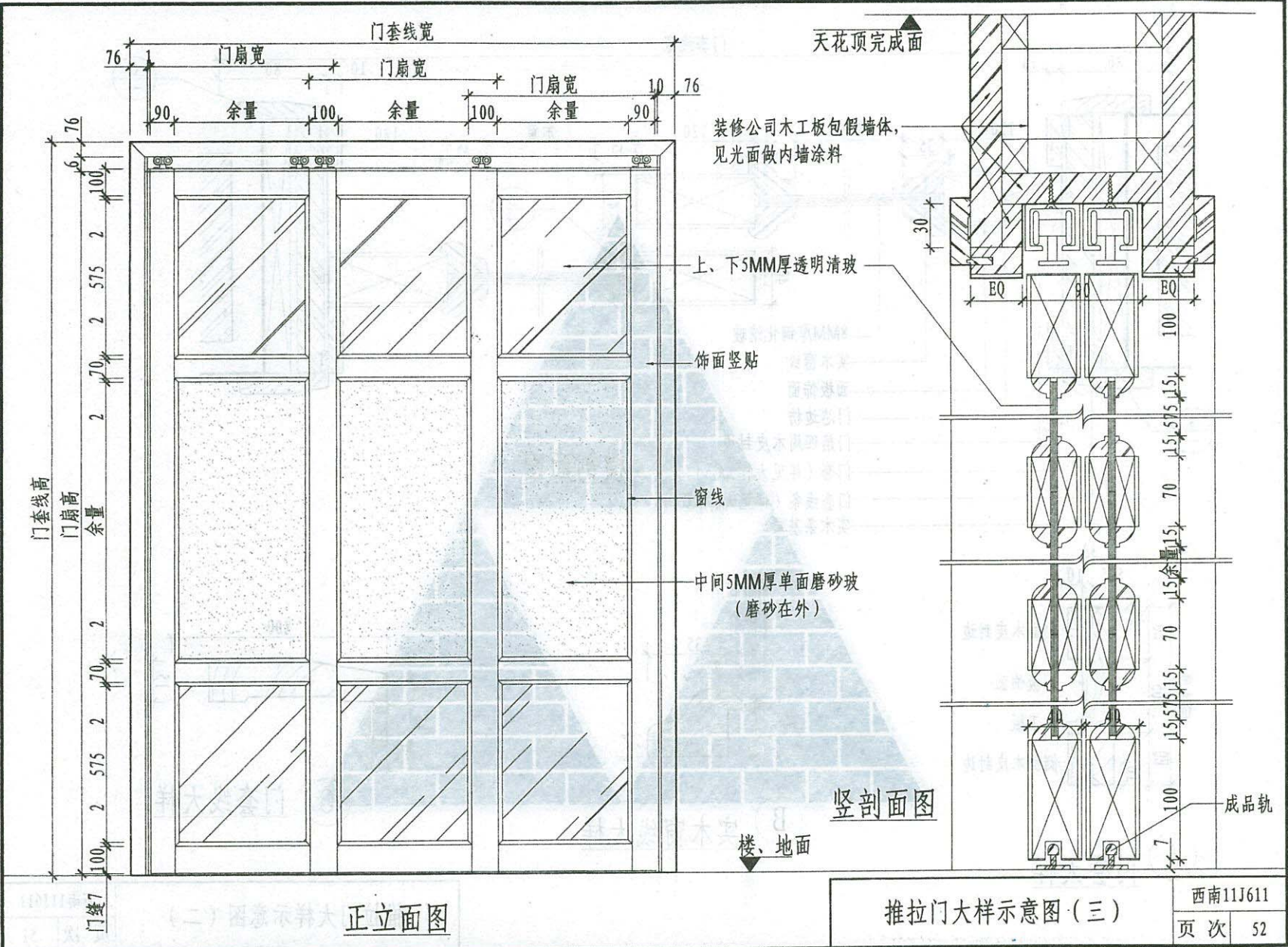


推拉门大样示意图 (二)

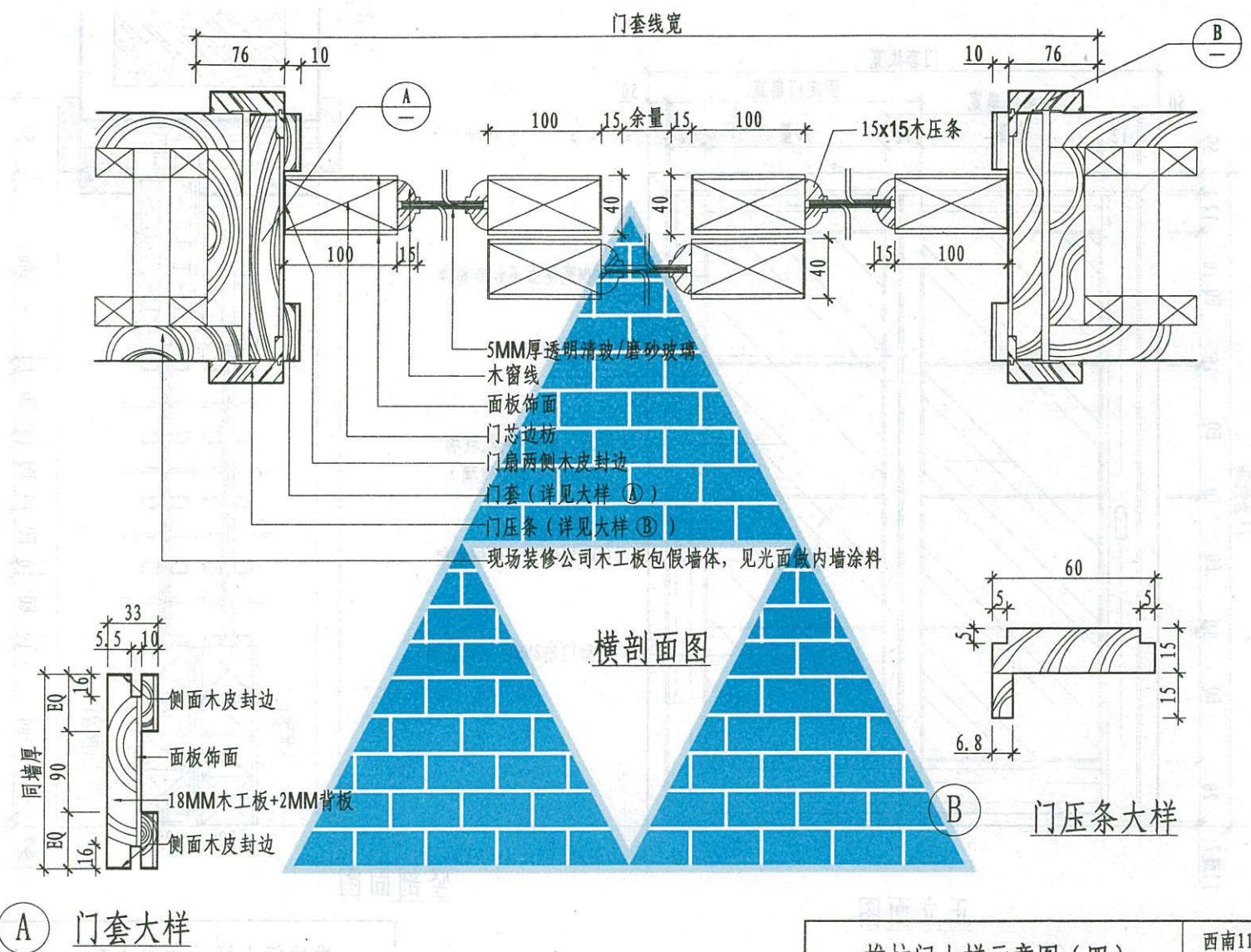
西南11J611

页次 51







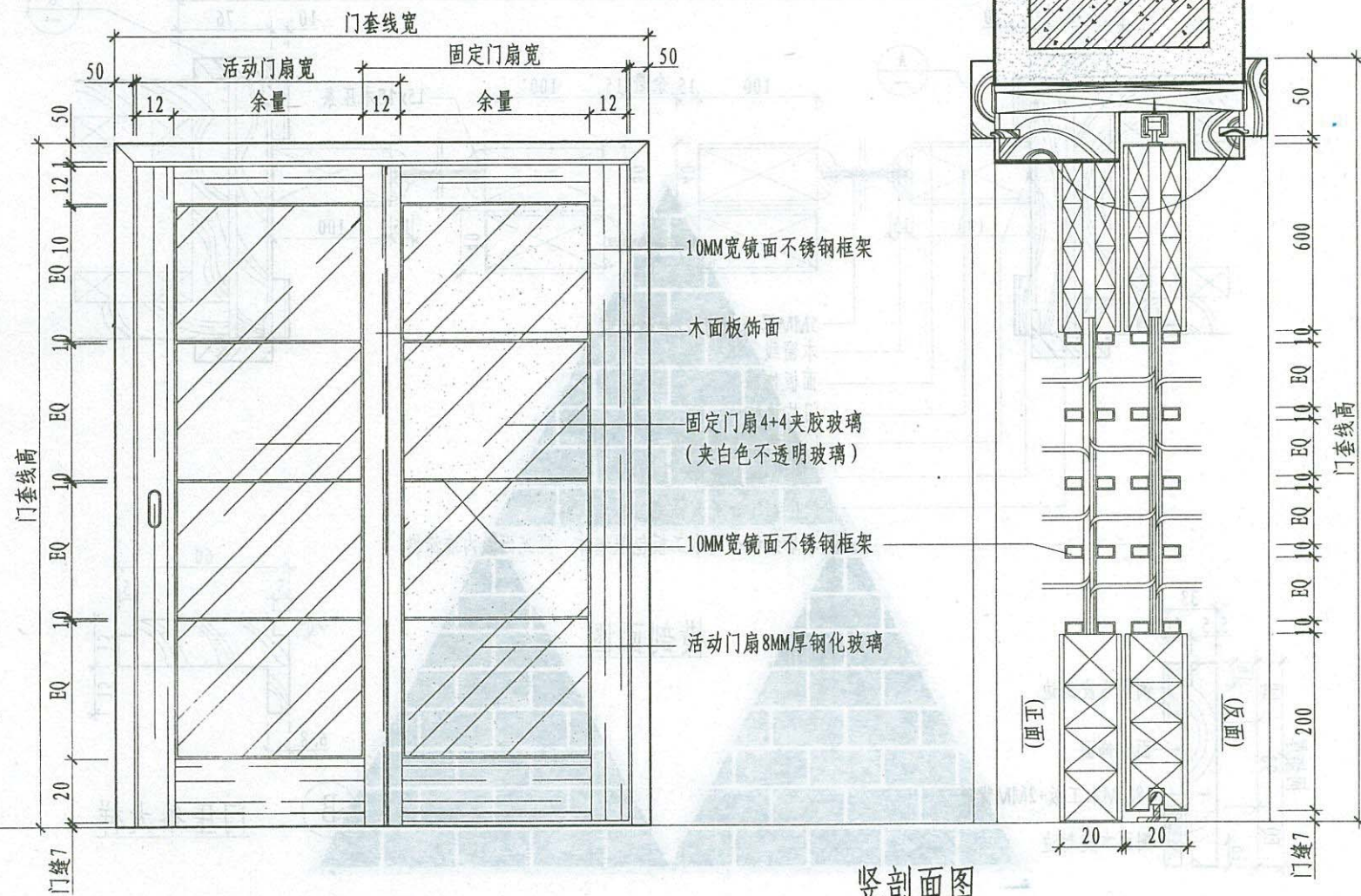


推拉门大样示意图 (四)

西南11J611

页次 53





正立面图

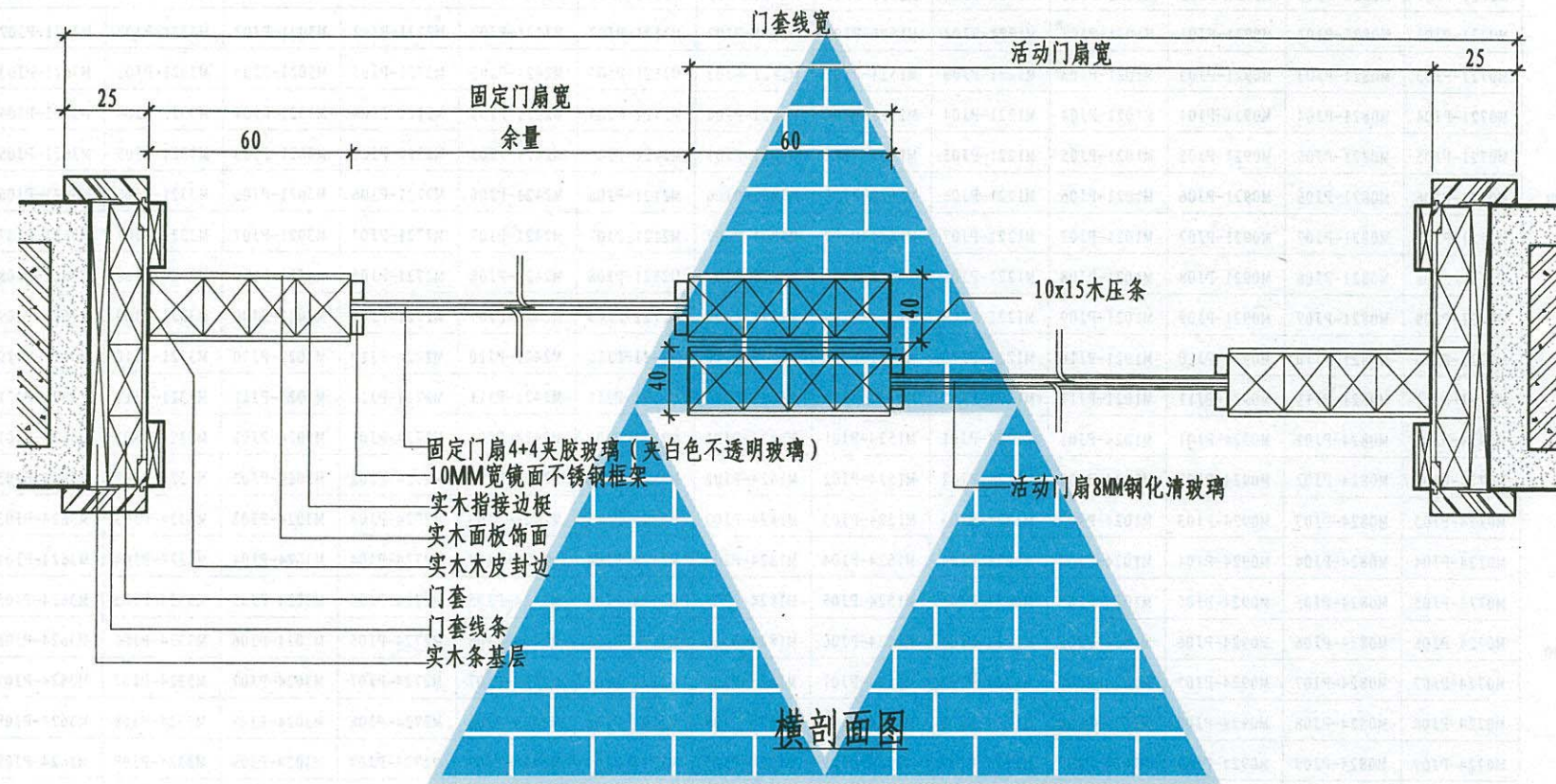
竖剖面图

推拉门大样示意图 (五)

西南11J611

页次 54





推拉门大样示意图(六)



制 图 易 黎 明	2100	M0721-PJ01	M0821-PJ01	M0921-PJ01	M1021-PJ01	M1221-PJ01	M1521-PJ01	M1821-PJ01	M2121-PJ01	M2421-PJ01	M2721-PJ01	M3021-PJ01	M3321-PJ01	M3621-PJ01
		M0721-PJ02	M0821-PJ02	M0921-PJ02	M1021-PJ02	M1221-PJ02	M1521-PJ02	M1821-PJ02	M2121-PJ02	M2421-PJ02	M2721-PJ02	M3021-PJ02	M3321-PJ02	M3621-PJ02
		M0721-PJ03	M0821-PJ03	M0921-PJ03	M1021-PJ03	M1221-PJ03	M1521-PJ03	M1821-PJ03	M2121-PJ03	M2421-PJ03	M2721-PJ03	M3021-PJ03	M3321-PJ03	M3621-PJ03
		M0721-PJ04	M0821-PJ04	M0921-PJ04	M1021-PJ04	M1221-PJ04	M1521-PJ04	M1821-PJ04	M2121-PJ04	M2421-PJ04	M2721-PJ04	M3021-PJ04	M3321-PJ04	M3621-PJ04
		M0721-PJ05	M0821-PJ05	M0921-PJ05	M1021-PJ05	M1221-PJ05	M1521-PJ05	M1821-PJ05	M2121-PJ05	M2421-PJ05	M2721-PJ05	M3021-PJ05	M3321-PJ05	M3621-PJ05
		M0721-PJ06	M0821-PJ06	M0921-PJ06	M1021-PJ06	M1221-PJ06	M1521-PJ06	M1821-PJ06	M2121-PJ06	M2421-PJ06	M2721-PJ06	M3021-PJ06	M3321-PJ06	M3621-PJ06
		M0721-PJ07	M0821-PJ07	M0921-PJ07	M1021-PJ07	M1221-PJ07	M1521-PJ07	M1821-PJ07	M2121-PJ07	M2421-PJ07	M2721-PJ07	M3021-PJ07	M3321-PJ07	M3621-PJ07
		M0721-PJ08	M0821-PJ08	M0921-PJ08	M1021-PJ08	M1221-PJ08	M1521-PJ08	M1821-PJ08	M2121-PJ08	M2421-PJ08	M2721-PJ08	M3021-PJ08	M3321-PJ08	M3621-PJ08
		M0721-PJ09	M0821-PJ09	M0921-PJ09	M1021-PJ09	M1221-PJ09	M1521-PJ09	M1821-PJ09	M2121-PJ09	M2421-PJ09	M2721-PJ09	M3021-PJ09	M3321-PJ09	M3621-PJ09
		M0721-PJ10	M0821-PJ10	M0921-PJ10	M1021-PJ10	M1221-PJ10	M1521-PJ10	M1821-PJ10	M2121-PJ10	M2421-PJ10	M2721-PJ10	M3021-PJ10	M3321-PJ10	M3621-PJ10
校 核 伍 金 贵	2400	M0721-PJ11	M0821-PJ11	M0921-PJ11	M1021-PJ11	M1221-PJ11	M1521-PJ11	M1821-PJ11	M2121-PJ11	M2421-PJ11	M2721-PJ11	M3021-PJ11	M3321-PJ11	M3621-PJ11
		M0724-PJ01	M0824-PJ01	M0924-PJ01	M1024-PJ01	M1224-PJ01	M1524-PJ01	M1824-PJ01	M2124-PJ01	M2424-PJ01	M2724-PJ01	M3024-PJ01	M3324-PJ01	M3624-PJ01
		M0724-PJ02	M0824-PJ02	M0924-PJ02	M1024-PJ02	M1224-PJ02	M1524-PJ02	M1824-PJ02	M2124-PJ02	M2424-PJ02	M2724-PJ02	M3024-PJ02	M3324-PJ02	M3624-PJ02
		M0724-PJ03	M0824-PJ03	M0924-PJ03	M1024-PJ03	M1224-PJ03	M1524-PJ03	M1824-PJ03	M2124-PJ03	M2424-PJ03	M2724-PJ03	M3024-PJ03	M3324-PJ03	M3624-PJ03
		M0724-PJ04	M0824-PJ04	M0924-PJ04	M1024-PJ04	M1224-PJ04	M1524-PJ04	M1824-PJ04	M2124-PJ04	M2424-PJ04	M2724-PJ04	M3024-PJ04	M3324-PJ04	M3624-PJ04
		M0724-PJ05	M0824-PJ05	M0924-PJ05	M1024-PJ05	M1224-PJ05	M1524-PJ05	M1824-PJ05	M2124-PJ05	M2424-PJ05	M2724-PJ05	M3024-PJ05	M3324-PJ05	M3624-PJ05
		M0724-PJ06	M0824-PJ06	M0924-PJ06	M1024-PJ06	M1224-PJ06	M1524-PJ06	M1824-PJ06	M2124-PJ06	M2424-PJ06	M2724-PJ06	M3024-PJ06	M3324-PJ06	M3624-PJ06
		M0724-PJ07	M0824-PJ07	M0924-PJ07	M1024-PJ07	M1224-PJ07	M1524-PJ07	M1824-PJ07	M2124-PJ07	M2424-PJ07	M2724-PJ07	M3024-PJ07	M3324-PJ07	M3624-PJ07
		M0724-PJ08	M0824-PJ08	M0924-PJ08	M1024-PJ08	M1224-PJ08	M1524-PJ08	M1824-PJ08	M2124-PJ08	M2424-PJ08	M2724-PJ08	M3024-PJ08	M3324-PJ08	M3624-PJ08
		M0724-PJ09	M0824-PJ09	M0924-PJ09	M1024-PJ09	M1224-PJ09	M1524-PJ09	M1824-PJ09	M2124-PJ09	M2424-PJ09	M2724-PJ09	M3024-PJ09	M3324-PJ09	M3624-PJ09
		M0724-PJ10	M0824-PJ10	M0924-PJ10	M1024-PJ10	M1224-PJ10	M1524-PJ10	M1824-PJ10	M2124-PJ10	M2424-PJ10	M2724-PJ10	M3024-PJ10	M3324-PJ10	M3624-PJ10
		M0724-PJ11	M0824-PJ11	M0924-PJ11	M1024-PJ11	M1224-PJ11	M1524-PJ11	M1824-PJ11	M2124-PJ11	M2424-PJ11	M2724-PJ11	M3024-PJ11	M3324-PJ11	M3624-PJ11

西南11J611

页次 56

平开夹板门选用表



彭琳 制图 易黎明 编制 伍金贵 审核

推拉夹板门选用表

门洞宽度 门洞高度	700	800	900	1000	1200	1500	1800	2100	2400	2700	3000	3300	3600
2100	M0721-TJ01	M0821-TJ01	M0921-TJ01	M1021-TJ01	M1221-TJ01	M1521-TJ01	M1821-TJ01	M2121-TJ01	M2421-TJ01	M2721-TJ01	M3021-TJ01	M3321-TJ01	M3621-TJ01
	M0721-TJ02	M0821-TJ02	M0921-TJ02	M1021-TJ02	M1221-TJ02	M1521-TJ02	M1821-TJ02	M2121-TJ02	M2421-TJ02	M2721-TJ02	M3021-TJ02	M3321-TJ02	M3621-TJ02
	M0721-TJ03	M0821-TJ03	M0921-TJ03	M1021-TJ03	M1221-TJ03	M1521-TJ03	M1821-TJ03	M2121-TJ03	M2421-TJ03	M2721-TJ03	M3021-TJ03	M3321-TJ03	M3621-TJ03
	M0721-TJ04	M0821-TJ04	M0921-TJ04	M1021-TJ04	M1221-TJ04	M1521-TJ04	M1821-TJ04	M2121-TJ04	M2421-TJ04	M2721-TJ04	M3021-TJ04	M3321-TJ04	M3621-TJ04
	M0721-TJ05	M0821-TJ05	M0921-TJ05	M1021-TJ05	M1221-TJ05	M1521-TJ05	M1821-TJ05	M2121-TJ05	M2421-TJ05	M2721-TJ05	M3021-TJ05	M3321-TJ05	M3621-TJ05
	M0721-TJ06	M0821-TJ06	M0921-TJ06	M1021-TJ06	M1221-TJ06	M1521-TJ06	M1821-TJ06	M2121-TJ06	M2421-TJ06	M2721-TJ06	M3021-TJ06	M3321-TJ06	M3621-TJ06
	M0721-TJ07	M0821-TJ07	M0921-TJ07	M1021-TJ07	M1221-TJ07	M1521-TJ07	M1821-TJ07	M2121-TJ07	M2421-TJ07	M2721-TJ07	M3021-TJ07	M3321-TJ07	M3621-TJ07
	M0721-TJ08	M0821-TJ08	M0921-TJ08	M1021-TJ08	M1221-TJ08	M1521-TJ08	M1821-TJ08	M2121-TJ08	M2421-TJ08	M2721-TJ08	M3021-TJ08	M3321-TJ08	M3621-TJ08
	M0721-TJ09	M0821-TJ09	M0921-TJ09	M1021-TJ09	M1221-TJ09	M1521-TJ09	M1821-TJ09	M2121-TJ09	M2421-TJ09	M2721-TJ09	M3021-TJ09	M3321-TJ09	M3621-TJ09
	M0721-TJ10	M0821-TJ10	M0921-TJ10	M1021-TJ10	M1221-TJ10	M1521-TJ10	M1821-TJ10	M2121-TJ10	M2421-TJ10	M2721-TJ10	M3021-TJ10	M3321-TJ10	M3621-TJ10
	M0721-TJ11	M0821-TJ11	M0921-TJ11	M1021-TJ11	M1221-TJ11	M1521-TJ11	M1821-TJ11	M2121-TJ11	M2421-TJ11	M2721-TJ11	M3021-TJ11	M3321-TJ11	M3621-TJ11
2400	M0724-TJ01	M0824-TJ01	M0924-TJ01	M1024-TJ01	M1224-TJ01	M1524-TJ01	M1824-TJ01	M2124-TJ01	M2424-TJ01	M2724-TJ01	M3024-TJ01	M3324-TJ01	M3624-TJ01
	M0724-TJ02	M0824-TJ02	M0924-TJ02	M1024-TJ02	M1224-TJ02	M1524-TJ02	M1824-TJ02	M2124-TJ02	M2424-TJ02	M2724-TJ02	M3024-TJ02	M3324-TJ02	M3624-TJ02
	M0724-TJ03	M0824-TJ03	M0924-TJ03	M1024-TJ03	M1224-TJ03	M1524-TJ03	M1824-TJ03	M2124-TJ03	M2424-TJ03	M2724-TJ03	M3024-TJ03	M3324-TJ03	M3624-TJ03
	M0724-TJ04	M0824-TJ04	M0924-TJ04	M1024-TJ04	M1224-TJ04	M1524-TJ04	M1824-TJ04	M2124-TJ04	M2424-TJ04	M2724-TJ04	M3024-TJ04	M3324-TJ04	M3624-TJ04
	M0724-TJ05	M0824-TJ05	M0924-TJ05	M1024-TJ05	M1224-TJ05	M1524-TJ05	M1824-TJ05	M2124-TJ05	M2424-TJ05	M2724-TJ05	M3024-TJ05	M3324-TJ05	M3624-TJ05
	M0724-TJ06	M0824-TJ06	M0924-TJ06	M1024-TJ06	M1224-TJ06	M1524-TJ06	M1824-TJ06	M2124-TJ06	M2424-TJ06	M2724-TJ06	M3024-TJ06	M3324-TJ06	M3624-TJ06
	M0724-TJ07	M0824-TJ07	M0924-TJ07	M1024-TJ07	M1224-TJ07	M1524-TJ07	M1824-TJ07	M2124-TJ07	M2424-TJ07	M2724-TJ07	M3024-TJ07	M3324-TJ07	M3624-TJ07
	M0724-TJ08	M0824-TJ08	M0924-TJ08	M1024-TJ08	M1224-TJ08	M1524-TJ08	M1824-TJ08	M2124-TJ08	M2424-TJ08	M2724-TJ08	M3024-TJ08	M3324-TJ08	M3624-TJ08
	M0724-TJ09	M0824-TJ09	M0924-TJ09	M1024-TJ09	M1224-TJ09	M1524-TJ09	M1824-TJ09	M2124-TJ09	M2424-TJ09	M2724-TJ09	M3024-TJ09	M3324-TJ09	M3624-TJ09
	M0724-TJ10	M0824-TJ10	M0924-TJ10	M1024-TJ10	M1224-TJ10	M1524-TJ10	M1824-TJ10	M2124-TJ10	M2424-TJ10	M2724-TJ10	M3024-TJ10	M3324-TJ10	M3624-TJ10
	M0724-TJ11	M0824-TJ11	M0924-TJ11	M1024-TJ11	M1224-TJ11	M1524-TJ11	M1824-TJ11	M2124-TJ11	M2424-TJ11	M2724-TJ11	M3024-TJ11	M3324-TJ11	M3624-TJ11

推拉夹板门选用表

西南11J611

页次 57



彭琳  
制图  
易黎明  
编制  
伍金贵  
校核

弹簧夹板门选用表

门洞宽度 mm	700	800	900	1000	1200	1500	1800	2100	2400	2700	3000	3300	3600
2100	M0721-HJ01	M0821-HJ01	M0921-HJ01	M1021-HJ01	M1221-HJ01	M1521-HJ01	M1821-HJ01	M2121-HJ01	M2421-HJ01	M2721-HJ01	M3021-HJ01	M3321-HJ01	M3621-HJ01
	M0721-HJ02	M0821-HJ02	M0921-HJ02	M1021-HJ02	M1221-HJ02	M1521-HJ02	M1821-HJ02	M2121-HJ02	M2421-HJ02	M2721-HJ02	M3021-HJ02	M3321-HJ02	M3621-HJ02
	M0721-HJ03	M0821-HJ03	M0921-HJ03	M1021-HJ03	M1221-HJ03	M1521-HJ03	M1821-HJ03	M2121-HJ03	M2421-HJ03	M2721-HJ03	M3021-HJ03	M3321-HJ03	M3621-HJ03
	M0721-HJ04	M0821-HJ04	M0921-HJ04	M1021-HJ04	M1221-HJ04	M1521-HJ04	M1821-HJ04	M2121-HJ04	M2421-HJ04	M2721-HJ04	M3021-HJ04	M3321-HJ04	M3621-HJ04
	M0721-HJ05	M0821-HJ05	M0921-HJ05	M1021-HJ05	M1221-HJ05	M1521-HJ05	M1821-HJ05	M2121-HJ05	M2421-HJ05	M2721-HJ05	M3021-HJ05	M3321-HJ05	M3621-HJ05
	M0721-HJ06	M0821-HJ06	M0921-HJ06	M1021-HJ06	M1221-HJ06	M1521-HJ06	M1821-HJ06	M2121-HJ06	M2421-HJ06	M2721-HJ06	M3021-HJ06	M3321-HJ06	M3621-HJ06
	M0721-HJ07	M0821-HJ07	M0921-HJ07	M1021-HJ07	M1221-HJ07	M1521-HJ07	M1821-HJ07	M2121-HJ07	M2421-HJ07	M2721-HJ07	M3021-HJ07	M3321-HJ07	M3621-HJ07
	M0721-HJ08	M0821-HJ08	M0921-HJ08	M1021-HJ08	M1221-HJ08	M1521-HJ08	M1821-HJ08	M2121-HJ08	M2421-HJ08	M2721-HJ08	M3021-HJ08	M3321-HJ08	M3621-HJ08
	M0721-HJ09	M0821-HJ09	M0921-HJ09	M1021-HJ09	M1221-HJ09	M1521-HJ09	M1821-HJ09	M2121-HJ09	M2421-HJ09	M2721-HJ09	M3021-HJ09	M3321-HJ09	M3621-HJ09
	M0721-HJ10	M0821-HJ10	M0921-HJ10	M1021-HJ10	M1221-HJ10	M1521-HJ10	M1821-HJ10	M2121-HJ10	M2421-HJ10	M2721-HJ10	M3021-HJ10	M3321-HJ10	M3621-HJ10
	M0721-HJ11	M0821-HJ11	M0921-HJ11	M1021-HJ11	M1221-HJ11	M1521-HJ11	M1821-HJ11	M2121-HJ11	M2421-HJ11	M2721-HJ11	M3021-HJ11	M3321-HJ11	M3621-HJ11
2400	M0724-HJ01	M0824-HJ01	M0924-HJ01	M1024-HJ01	M1224-HJ01	M1524-HJ01	M1824-HJ01	M2124-HJ01	M2424-HJ01	M2724-HJ01	M3024-HJ01	M3324-HJ01	M3624-HJ01
	M0724-HJ02	M0824-HJ02	M0924-HJ02	M1024-HJ02	M1224-HJ02	M1524-HJ02	M1824-HJ02	M2124-HJ02	M2424-HJ02	M2724-HJ02	M3024-HJ02	M3324-HJ02	M3624-HJ02
	M0724-HJ03	M0824-HJ03	M0924-HJ03	M1024-HJ03	M1224-HJ03	M1524-HJ03	M1824-HJ03	M2124-HJ03	M2424-HJ03	M2724-HJ03	M3024-HJ03	M3324-HJ03	M3624-HJ03
	M0724-HJ04	M0824-HJ04	M0924-HJ04	M1024-HJ04	M1224-HJ04	M1524-HJ04	M1824-HJ04	M2124-HJ04	M2424-HJ04	M2724-HJ04	M3024-HJ04	M3324-HJ04	M3624-HJ04
	M0724-HJ05	M0824-HJ05	M0924-HJ05	M1024-HJ05	M1224-HJ05	M1524-HJ05	M1824-HJ05	M2124-HJ05	M2424-HJ05	M2724-HJ05	M3024-HJ05	M3324-HJ05	M3624-HJ05
	M0724-HJ06	M0824-HJ06	M0924-HJ06	M1024-HJ06	M1224-HJ06	M1524-HJ06	M1824-HJ06	M2124-HJ06	M2424-HJ06	M2724-HJ06	M3024-HJ06	M3324-HJ06	M3624-HJ06
	M0724-HJ07	M0824-HJ07	M0924-HJ07	M1024-HJ07	M1224-HJ07	M1524-HJ07	M1824-HJ07	M2124-HJ07	M2424-HJ07	M2724-HJ07	M3024-HJ07	M3324-HJ07	M3624-HJ07
	M0724-HJ08	M0824-HJ08	M0924-HJ08	M1024-HJ08	M1224-HJ08	M1524-HJ08	M1824-HJ08	M2124-HJ08	M2424-HJ08	M2724-HJ08	M3024-HJ08	M3324-HJ08	M3624-HJ08
	M0724-HJ09	M0824-HJ09	M0924-HJ09	M1024-HJ09	M1224-HJ09	M1524-HJ09	M1824-HJ09	M2124-HJ09	M2424-HJ09	M2724-HJ09	M3024-HJ09	M3324-HJ09	M3624-HJ09
	M0724-HJ10	M0824-HJ10	M0924-HJ10	M1024-HJ10	M1224-HJ10	M1524-HJ10	M1824-HJ10	M2124-HJ10	M2424-HJ10	M2724-HJ10	M3024-HJ10	M3324-HJ10	M3624-HJ10
	M0724-HJ11	M0824-HJ11	M0924-HJ11	M1024-HJ11	M1224-HJ11	M1524-HJ11	M1824-HJ11	M2124-HJ11	M2424-HJ11	M2724-HJ11	M3024-HJ11	M3324-HJ11	M3624-HJ11

弹簧夹板门选用表

西南11J611

页次 58



校核 伍金贵 编制 伍金贵 易黎明 制图 彭琳 审核 彭琳

平开镶板门选用表

门洞高度	700	800	900	1000	1200	1500	1800	2100	2400	2700	3000	3300	3600
2100	M0721-PX01	M0821-PX01	M0921-PX01	M1021-PX01	M1221-PX01	M1521-PX01	M1821-PX01	M2121-PX01	M2421-PX01	M2721-PX01	M3021-PX01	M3321-PX01	M3621-PX01
	M0721-PX02	M0821-PX02	M0921-PX02	M1021-PX02	M1221-PX02	M1521-PX02	M1821-PX02	M2121-PX02	M2421-PX02	M2721-PX02	M3021-PX02	M3321-PX02	M3621-PX02
	M0721-PX03	M0821-PX03	M0921-PX03	M1021-PX03	M1221-PX03	M1521-PX03	M1821-PX03	M2121-PX03	M2421-PX03	M2721-PX03	M3021-PX03	M3321-PX03	M3621-PX03
	M0721-PX04	M0821-PX04	M0921-PX04	M1021-PX04	M1221-PX04	M1521-PX04	M1821-PX04	M2121-PX04	M2421-PX04	M2721-PX04	M3021-PX04	M3321-PX04	M3621-PX04
	M0721-PX05	M0821-PX05	M0921-PX05	M1021-PX05	M1221-PX05	M1521-PX05	M1821-PX05	M2121-PX05	M2421-PX05	M2721-PX05	M3021-PX05	M3321-PX05	M3621-PX05
	M0721-PX06	M0821-PX06	M0921-PX06	M1021-PX06	M1221-PX06	M1521-PX06	M1821-PX06	M2121-PX06	M2421-PX06	M2721-PX06	M3021-PX06	M3321-PX06	M3621-PX06
	M0721-PX07	M0821-PX07	M0921-PX07	M1021-PX07	M1221-PX07	M1521-PX07	M1821-PX07	M2121-PX07	M2421-PX07	M2721-PX07	M3021-PX07	M3321-PX07	M3621-PX07
	M0721-PX08	M0821-PX08	M0921-PX08	M1021-PX08	M1221-PX08	M1521-PX08	M1821-PX08	M2121-PX08	M2421-PX08	M2721-PX08	M3021-PX08	M3321-PX08	M3621-PX08
	M0721-PX09	M0821-PX09	M0921-PX09	M1021-PX09	M1221-PX09	M1521-PX09	M1821-PX09	M2121-PX09	M2421-PX09	M2721-PX09	M3021-PX09	M3321-PX09	M3621-PX09
	M0721-PX10	M0821-PX10	M0921-PX10	M1021-PX10	M1221-PX10	M1521-PX10	M1821-PX10	M2121-PX10	M2421-PX10	M2721-PX10	M3021-PX10	M3321-PX10	M3621-PX10
	M0721-PX11	M0821-PX11	M0921-PX11	M1021-PX11	M1221-PX11	M1521-PX11	M1821-PX11	M2121-PX11	M2421-PX11	M2721-PX11	M3021-PX11	M3321-PX11	M3621-PX11
	M0721-PX12	M0821-PX12	M0921-PX12	M1021-PX12	M1221-PX12	M1521-PX12	M1821-PX12	M2121-PX12	M2421-PX12	M2721-PX12	M3021-PX12	M3321-PX12	M3621-PX12
2400	M0724-PX01	M0824-PX01	M0924-PX01	M1024-PX01	M1224-PX01	M1524-PX01	M1824-PX01	M2124-PX01	M2424-PX01	M2724-PX01	M3024-PX01	M3324-PX01	M3624-PX01
	M0724-PX02	M0824-PX02	M0924-PX02	M1024-PX02	M1224-PX02	M1524-PX02	M1824-PX02	M2124-PX02	M2424-PX02	M2724-PX02	M3024-PX02	M3324-PX02	M3624-PX02
	M0724-PX03	M0824-PX03	M0924-PX03	M1024-PX03	M1224-PX03	M1524-PX03	M1824-PX03	M2124-PX03	M2424-PX03	M2724-PX03	M3024-PX03	M3324-PX03	M3624-PX03
	M0724-PX04	M0824-PX04	M0924-PX04	M1024-PX04	M1224-PX04	M1524-PX04	M1824-PX04	M2124-PX04	M2424-PX04	M2724-PX04	M3024-PX04	M3324-PX04	M3624-PX04
	M0724-PX05	M0824-PX05	M0924-PX05	M1024-PX05	M1224-PX05	M1524-PX05	M1824-PX05	M2124-PX05	M2424-PX05	M2724-PX05	M3024-PX05	M3324-PX05	M3624-PX05
	M0724-PX06	M0824-PX06	M0924-PX06	M1024-PX06	M1224-PX06	M1524-PX06	M1824-PX06	M2124-PX06	M2424-PX06	M2724-PX06	M3024-PX06	M3324-PX06	M3624-PX06
	M0724-PX07	M0824-PX07	M0924-PX07	M1024-PX07	M1224-PX07	M1524-PX07	M1824-PX07	M2124-PX07	M2424-PX07	M2724-PX07	M3024-PX07	M3324-PX07	M3624-PX07
	M0724-PX08	M0824-PX08	M0924-PX08	M1024-PX08	M1224-PX08	M1524-PX08	M1824-PX08	M2124-PX08	M2424-PX08	M2724-PX08	M3024-PX08	M3324-PX08	M3624-PX08
	M0724-PX09	M0824-PX09	M0924-PX09	M1024-PX09	M1224-PX09	M1524-PX09	M1824-PX09	M2124-PX09	M2424-PX09	M2724-PX09	M3024-PX09	M3324-PX09	M3624-PX09
	M0724-PX10	M0824-PX10	M0924-PX10	M1024-PX10	M1224-PX10	M1524-PX10	M1824-PX10	M2124-PX10	M2424-PX10	M2724-PX10	M3024-PX10	M3324-PX10	M3624-PX10
	M0724-PX11	M0824-PX11	M0924-PX11	M1024-PX11	M1224-PX11	M1524-PX11	M1824-PX11	M2124-PX11	M2424-PX11	M2724-PX11	M3024-PX11	M3324-PX11	M3624-PX11
	M0724-PX12	M0824-PX12	M0924-PX12	M1024-PX12	M1224-PX12	M1524-PX12	M1824-PX12	M2124-PX12	M2424-PX12	M2724-PX12	M3024-PX12	M3324-PX12	M3624-PX12

平开镶板门选用表

西南11J611

页次 59



推拉镶板门选用表													
门洞宽度 门洞高度	700	800	900	1000	1200	1500	1800	2100	2400	2700	3000	3300	3600
2100	M0721-TX01	M0821-TX01	M0921-TX01	M1021-TX01	M1221-TX01	M1521-TX01	M1821-TX01	M2121-TX01	M2421-TX01	M2721-TX01	M3021-TX01	M3321-TX01	M3621-TX01
	M0721-TX02	M0821-TX02	M0921-TX02	M1021-TX02	M1221-TX02	M1521-TX02	M1821-TX02	M2121-TX02	M2421-TX02	M2721-TX02	M3021-TX02	M3321-TX02	M3621-TX02
	M0721-TX03	M0821-TX03	M0921-TX03	M1021-TX03	M1221-TX03	M1521-TX03	M1821-TX03	M2121-TX03	M2421-TX03	M2721-TX03	M3021-TX03	M3321-TX03	M3621-TX03
	M0721-TX04	M0821-TX04	M0921-TX04	M1021-TX04	M1221-TX04	M1521-TX04	M1821-TX04	M2121-TX04	M2421-TX04	M2721-TX04	M3021-TX04	M3321-TX04	M3621-TX04
	M0721-TX05	M0821-TX05	M0921-TX05	M1021-TX05	M1221-TX05	M1521-TX05	M1821-TX05	M2121-TX05	M2421-TX05	M2721-TX05	M3021-TX05	M3321-TX05	M3621-TX05
	M0721-TX06	M0821-TX06	M0921-TX06	M1021-TX06	M1221-TX06	M1521-TX06	M1821-TX06	M2121-TX06	M2421-TX06	M2721-TX06	M3021-TX06	M3321-TX06	M3621-TX06
	M0721-TX07	M0821-TX07	M0921-TX07	M1021-TX07	M1221-TX07	M1521-TX07	M1821-TX07	M2121-TX07	M2421-TX07	M2721-TX07	M3021-TX07	M3321-TX07	M3621-TX07
	M0721-TX08	M0821-TX08	M0921-TX08	M1021-TX08	M1221-TX08	M1521-TX08	M1821-TX08	M2121-TX08	M2421-TX08	M2721-TX08	M3021-TX08	M3321-TX08	M3621-TX08
	M0721-TX09	M0821-TX09	M0921-TX09	M1021-TX09	M1221-TX09	M1521-TX09	M1821-TX09	M2121-TX09	M2421-TX09	M2721-TX09	M3021-TX09	M3321-TX09	M3621-TX09
	M0721-TX10	M0821-TX10	M0921-TX10	M1021-TX10	M1221-TX10	M1521-TX10	M1821-TX10	M2121-TX10	M2421-TX10	M2721-TX10	M3021-TX10	M3321-TX10	M3621-TX10
	M0721-TX11	M0821-TX11	M0921-TX11	M1021-TX11	M1221-TX11	M1521-TX11	M1821-TX11	M2121-TX11	M2421-TX11	M2721-TX11	M3021-TX11	M3321-TX11	M3621-TX11
	M0721-TX12	M0821-TX12	M0921-TX12	M1021-TX12	M1221-TX12	M1521-TX12	M1821-TX12	M2121-TX12	M2421-TX12	M2721-TX12	M3021-TX12	M3321-TX12	M3621-TX12
2400	M0724-TX01	M0824-TX01	M0924-TX01	M1024-TX01	M1224-TX01	M1524-TX01	M1824-TX01	M2124-TX01	M2424-TX01	M2724-TX01	M3024-TX01	M3324-TX01	M3624-TX01
	M0724-TX02	M0824-TX02	M0924-TX02	M1024-TX02	M1224-TX02	M1524-TX02	M1824-TX02	M2124-TX02	M2424-TX02	M2724-TX02	M3024-TX02	M3324-TX02	M3624-TX02
	M0724-TX03	M0824-TX03	M0924-TX03	M1024-TX03	M1224-TX03	M1524-TX03	M1824-TX03	M2124-TX03	M2424-TX03	M2724-TX03	M3024-TX03	M3324-TX03	M3624-TX03
	M0724-TX04	M0824-TX04	M0924-TX04	M1024-TX04	M1224-TX04	M1524-TX04	M1824-TX04	M2124-TX04	M2424-TX04	M2724-TX04	M3024-TX04	M3324-TX04	M3624-TX04
	M0724-TX05	M0824-TX05	M0924-TX05	M1024-TX05	M1224-TX05	M1524-TX05	M1824-TX05	M2124-TX05	M2424-TX05	M2724-TX05	M3024-TX05	M3324-TX05	M3624-TX05
	M0724-TX06	M0824-TX06	M0924-TX06	M1024-TX06	M1224-TX06	M1524-TX06	M1824-TX06	M2124-TX06	M2424-TX06	M2724-TX06	M3024-TX06	M3324-TX06	M3624-TX06
	M0724-TX07	M0824-TX07	M0924-TX07	M1024-TX07	M1224-TX07	M1524-TX07	M1824-TX07	M2124-TX07	M2424-TX07	M2724-TX07	M3024-TX07	M3324-TX07	M3624-TX07
	M0724-TX08	M0824-TX08	M0924-TX08	M1024-TX08	M1224-TX08	M1524-TX08	M1824-TX08	M2124-TX08	M2424-TX08	M2724-TX08	M3024-TX08	M3324-TX08	M3624-TX08
	M0724-TX09	M0824-TX09	M0924-TX09	M1024-TX09	M1224-TX09	M1524-TX09	M1824-TX09	M2124-TX09	M2424-TX09	M2724-TX09	M3024-TX09	M3324-TX09	M3624-TX09
	M0724-TX10	M0824-TX10	M0924-TX10	M1024-TX10	M1224-TX10	M1524-TX10	M1824-TX10	M2124-TX10	M2424-TX10	M2724-TX10	M3024-TX10	M3324-TX10	M3624-TX10
	M0724-TX11	M0824-TX11	M0924-TX11	M1024-TX11	M1224-TX11	M1524-TX11	M1824-TX11	M2124-TX11	M2424-TX11	M2724-TX11	M3024-TX11	M3324-TX11	M3624-TX11
	M0724-TX12	M0824-TX12	M0924-TX12	M1024-TX12	M1224-TX12	M1524-TX12	M1824-TX12	M2124-TX12	M2424-TX12	M2724-TX12	M3024-TX12	M3324-TX12	M3624-TX12
推拉镶板门选用表										西南11J611		页次	60



审核 伍金贵 编制 易黎明 制图 彭琳 设计 彭琳

弹簧镶板门选用表

门洞高度	700	800	900	1000	1200	1500	1800	2100	2400	2700	3000	3300	3600
2100	M0721-HX01	M0821-HX01	M0921-HX01	M1021-HX01	M1221-HX01	M1521-HX01	M1821-HX01	M2121-HX01	M2421-HX01	M2721-HX01	M3021-HX01	M3321-HX01	M3621-HX01
	M0721-HX02	M0821-HX02	M0921-HX02	M1021-HX02	M1221-HX02	M1521-HX02	M1821-HX02	M2121-HX02	M2421-HX02	M2721-HX02	M3021-HX02	M3321-HX02	M3621-HX02
	M0721-HX03	M0821-HX03	M0921-HX03	M1021-HX03	M1221-HX03	M1521-HX03	M1821-HX03	M2121-HX03	M2421-HX03	M2721-HX03	M3021-HX03	M3321-HX03	M3621-HX03
	M0721-HX04	M0821-HX04	M0921-HX04	M1021-HX04	M1221-HX04	M1521-HX04	M1821-HX04	M2121-HX04	M2421-HX04	M2721-HX04	M3021-HX04	M3321-HX04	M3621-HX04
	M0721-HX05	M0821-HX05	M0921-HX05	M1021-HX05	M1221-HX05	M1521-HX05	M1821-HX05	M2121-HX05	M2421-HX05	M2721-HX05	M3021-HX05	M3321-HX05	M3621-HX05
	M0721-HX06	M0821-HX06	M0921-HX06	M1021-HX06	M1221-HX06	M1521-HX06	M1821-HX06	M2121-HX06	M2421-HX06	M2721-HX06	M3021-HX06	M3321-HX06	M3621-HX06
	M0721-HX07	M0821-HX07	M0921-HX07	M1021-HX07	M1221-HX07	M1521-HX07	M1821-HX07	M2121-HX07	M2421-HX07	M2721-HX07	M3021-HX07	M3321-HX07	M3621-HX07
	M0721-HX08	M0821-HX08	M0921-HX08	M1021-HX08	M1221-HX08	M1521-HX08	M1821-HX08	M2121-HX08	M2421-HX08	M2721-HX08	M3021-HX08	M3321-HX08	M3621-HX08
	M0721-HX09	M0821-HX09	M0921-HX09	M1021-HX09	M1221-HX09	M1521-HX09	M1821-HX09	M2121-HX09	M2421-HX09	M2721-HX09	M3021-HX09	M3321-HX09	M3621-HX09
	M0721-HX10	M0821-HX10	M0921-HX10	M1021-HX10	M1221-HX10	M1521-HX10	M1821-HX10	M2121-HX10	M2421-HX10	M2721-HX10	M3021-HX10	M3321-HX10	M3621-HX10
	M0721-HX11	M0821-HX11	M0921-HX11	M1021-HX11	M1221-HX11	M1521-HX11	M1821-HX11	M2121-HX11	M2421-HX11	M2721-HX11	M3021-HX11	M3321-HX11	M3621-HX11
	M0721-HX12	M0821-HX12	M0921-HX12	M1021-HX12	M1221-HX12	M1521-HX12	M1821-HX12	M2121-HX12	M2421-HX12	M2721-HX12	M3021-HX12	M3321-HX12	M3621-HX12
2400	M0724-HX01	M0824-HX01	M0924-HX01	M1024-HX01	M1224-HX01	M1524-HX01	M1824-HX01	M2124-HX01	M2424-HX01	M2724-HX01	M3024-HX01	M3324-HX01	M3624-HX01
	M0724-HX02	M0824-HX02	M0924-HX02	M1024-HX02	M1224-HX02	M1524-HX02	M1824-HX02	M2124-HX02	M2424-HX02	M2724-HX02	M3024-HX02	M3324-HX02	M3624-HX02
	M0724-HX03	M0824-HX03	M0924-HX03	M1024-HX03	M1224-HX03	M1524-HX03	M1824-HX03	M2124-HX03	M2424-HX03	M2724-HX03	M3024-HX03	M3324-HX03	M3624-HX03
	M0724-HX04	M0824-HX04	M0924-HX04	M1024-HX04	M1224-HX04	M1524-HX04	M1824-HX04	M2124-HX04	M2424-HX04	M2724-HX04	M3024-HX04	M3324-HX04	M3624-HX04
	M0724-HX05	M0824-HX05	M0924-HX05	M1024-HX05	M1224-HX05	M1524-HX05	M1824-HX05	M2124-HX05	M2424-HX05	M2724-HX05	M3024-HX05	M3324-HX05	M3624-HX05
	M0724-HX06	M0824-HX06	M0924-HX06	M1024-HX06	M1224-HX06	M1524-HX06	M1824-HX06	M2124-HX06	M2424-HX06	M2724-HX06	M3024-HX06	M3324-HX06	M3624-HX06
	M0724-HX07	M0824-HX07	M0924-HX07	M1024-HX07	M1224-HX07	M1524-HX07	M1824-HX07	M2124-HX07	M2424-HX07	M2724-HX07	M3024-HX07	M3324-HX07	M3624-HX07
	M0724-HX08	M0824-HX08	M0924-HX08	M1024-HX08	M1224-HX08	M1524-HX08	M1824-HX08	M2124-HX08	M2424-HX08	M2724-HX08	M3024-HX08	M3324-HX08	M3624-HX08
	M0724-HX09	M0824-HX09	M0924-HX09	M1024-HX09	M1224-HX09	M1524-HX09	M1824-HX09	M2124-HX09	M2424-HX09	M2724-HX09	M3024-HX09	M3324-HX09	M3624-HX09
	M0724-HX10	M0824-HX10	M0924-HX10	M1024-HX10	M1224-HX10	M1524-HX10	M1824-HX10	M2124-HX10	M2424-HX10	M2724-HX10	M3024-HX10	M3324-HX10	M3624-HX10
	M0724-HX11	M0824-HX11	M0924-HX11	M1024-HX11	M1224-HX11	M1524-HX11	M1824-HX11	M2124-HX11	M2424-HX11	M2724-HX11	M3024-HX11	M3324-HX11	M3624-HX11
	M0724-HX12	M0824-HX12	M0924-HX12	M1024-HX12	M1224-HX12	M1524-HX12	M1824-HX12	M2124-HX12	M2424-HX12	M2724-HX12	M3024-HX12	M3324-HX12	M3624-HX12

弹簧镶板门选用表

西南11J611

页次 61



		700	800	900	1000	1200	1500	1800	2100	2400	2700	3000	3300	3600	
2100	M0721-PB01	M0821-PB01	M0921-PB01	M1021-PB01	M1221-PB01	M1521-PB01	M1821-PB01	M2121-PB01	M2421-PB01	M2721-PB01	M3021-PB01	M3321-PB01	M3621-PB01		
	M0721-PB02	M0821-PB02	M0921-PB02	M1021-PB02	M1221-PB02	M1521-PB02	M1821-PB02	M2121-PB02	M2421-PB02	M2721-PB02	M3021-PB02	M3321-PB02	M3621-PB02		
	M0721-PB03	M0821-PB03	M0921-PB03	M1021-PB03	M1221-PB03	M1521-PB03	M1821-PB03	M2121-PB03	M2421-PB03	M2721-PB03	M3021-PB03	M3321-PB03	M3621-PB03		
	M0721-PB04	M0821-PB04	M0921-PB04	M1021-PB04	M1221-PB04	M1521-PB04	M1821-PB04	M2121-PB04	M2421-PB04	M2721-PB04	M3021-PB04	M3321-PB04	M3621-PB04		
	M0721-PB05	M0821-PB05	M0921-PB05	M1021-PB05	M1221-PB05	M1521-PB05	M1821-PB05	M2121-PB05	M2421-PB05	M2721-PB05	M3021-PB05	M3321-PB05	M3621-PB05		
	M0721-PB06	M0821-PB06	M0921-PB06	M1021-PB06	M1221-PB06	M1521-PB06	M1821-PB06	M2121-PB06	M2421-PB06	M2721-PB06	M3021-PB06	M3321-PB06	M3621-PB06		
	M0721-PB07	M0821-PB07	M0921-PB07	M1021-PB07	M1221-PB07	M1521-PB07	M1821-PB07	M2121-PB07	M2421-PB07	M2721-PB07	M3021-PB07	M3321-PB07	M3621-PB07		
	M0721-PB08	M0821-PB08	M0921-PB08	M1021-PB08	M1221-PB08	M1521-PB08	M1821-PB08	M2121-PB08	M2421-PB08	M2721-PB08	M3021-PB08	M3321-PB08	M3621-PB08		
	M0721-PB09	M0821-PB09	M0921-PB09	M1021-PB09	M1221-PB09	M1521-PB09	M1821-PB09	M2121-PB09	M2421-PB09	M2721-PB09	M3021-PB09	M3321-PB09	M3621-PB09		
	M0721-PB10	M0821-PB10	M0921-PB10	M1021-PB10	M1221-PB10	M1521-PB10	M1821-PB10	M2121-PB10	M2421-PB10	M2721-PB10	M3021-PB10	M3321-PB10	M3621-PB10		
	M0721-PB11	M0821-PB11	M0921-PB11	M1021-PB11	M1221-PB11	M1521-PB11	M1821-PB11	M2121-PB11	M2421-PB11	M2721-PB11	M3021-PB11	M3321-PB11	M3621-PB11		
	M0721-PB12	M0821-PB12	M0921-PB12	M1021-PB12	M1221-PB12	M1521-PB12	M1821-PB12	M2121-PB12	M2421-PB12	M2721-PB12	M3021-PB12	M3321-PB12	M3621-PB12		
2400	M0724-PB01	M0824-PB01	M0924-PB01	M1024-PB01	M1224-PB01	M1524-PB01	M1824-PB01	M2124-PB01	M2424-PB01	M2724-PB01	M3024-PB01	M3324-PB01	M3624-PB01		
	M0724-PB02	M0824-PB02	M0924-PB02	M1024-PB02	M1224-PB02	M1524-PB02	M1824-PB02	M2124-PB02	M2424-PB02	M2724-PB02	M3024-PB02	M3324-PB02	M3624-PB02		
	M0724-PB03	M0824-PB03	M0924-PB03	M1024-PB03	M1224-PB03	M1524-PB03	M1824-PB03	M2124-PB03	M2424-PB03	M2724-PB03	M3024-PB03	M3324-PB03	M3624-PB03		
	M0724-PB04	M0824-PB04	M0924-PB04	M1024-PB04	M1224-PB04	M1524-PB04	M1824-PB04	M2124-PB04	M2424-PB04	M2724-PB04	M3024-PB04	M3324-PB04	M3624-PB04		
	M0724-PB05	M0824-PB05	M0924-PB05	M1024-PB05	M1224-PB05	M1524-PB05	M1824-PB05	M2124-PB05	M2424-PB05	M2724-PB05	M3024-PB05	M3324-PB05	M3624-PB05		
	M0724-PB06	M0824-PB06	M0924-PB06	M1024-PB06	M1224-PB06	M1524-PB06	M1824-PB06	M2124-PB06	M2424-PB06	M2724-PB06	M3024-PB06	M3324-PB06	M3624-PB06		
	M0724-PB07	M0824-PB07	M0924-PB07	M1024-PB07	M1224-PB07	M1524-PB07	M1824-PB07	M2124-PB07	M2424-PB07	M2724-PB07	M3024-PB07	M3324-PB07	M3624-PB07		
	M0724-PB08	M0824-PB08	M0924-PB08	M1024-PB08	M1224-PB08	M1524-PB08	M1824-PB08	M2124-PB08	M2424-PB08	M2724-PB08	M3024-PB08	M3324-PB08	M3624-PB08		
	M0724-PB09	M0824-PB09	M0924-PB09	M1024-PB09	M1224-PB09	M1524-PB09	M1824-PB09	M2124-PB09	M2424-PB09	M2724-PB09	M3024-PB09	M3324-PB09	M3624-PB09		
	M0724-PB10	M0824-PB10	M0924-PB10	M1024-PB10	M1224-PB10	M1524-PB10	M1824-PB10	M2124-PB10	M2424-PB10	M2724-PB10	M3024-PB10	M3324-PB10	M3624-PB10		
	M0724-PB11	M0824-PB11	M0924-PB11	M1024-PB11	M1224-PB11	M1524-PB11	M1824-PB11	M2124-PB11	M2424-PB11	M2724-PB11	M3024-PB11	M3324-PB11	M3624-PB11		
	M0724-PB12	M0824-PB12	M0924-PB12	M1024-PB12	M1224-PB12	M1524-PB12	M1824-PB12	M2124-PB12	M2424-PB12	M2724-PB12	M3024-PB12	M3324-PB12	M3624-PB12		
M0724-PB13	M0824-PB13	M0924-PB13	M1024-PB13	M1224-PB13	M1524-PB13	M1824-PB13	M2124-PB13	M2424-PB13	M2724-PB13	M3024-PB13	M3324-PB13	M3624-PB13			
平开带玻门选用表										平开带玻门选用表				西南11J611	
														页次 62	



校核 伍金贵 编制 易黎明 制图 彭琳 审核 彭琳	门洞高度	700	800	900	1000	1200	1500	1800	2100	2400	2700	3000	3300	3600	
	2100	M0721-TB01	M0821-TB01	M0921-TB01	M1021-TB01	M1221-TB01	M1521-TB01	M1821-TB01	M2121-TB01	M2421-TB01	M2721-TB01	M3021-TB01	M3321-TB01	M3621-TB01	
		M0721-TB02	M0821-TB02	M0921-TB02	M1021-TB02	M1221-TB02	M1521-TB02	M1821-TB02	M2121-TB02	M2421-TB02	M2721-TB02	M3021-TB02	M3321-TB02	M3621-TB02	
		M0721-TB03	M0821-TB03	M0921-TB03	M1021-TB03	M1221-TB03	M1521-TB03	M1821-TB03	M2121-TB03	M2421-TB03	M2721-TB03	M3021-TB03	M3321-TB03	M3621-TB03	
		M0721-TB04	M0821-TB04	M0921-TB04	M1021-TB04	M1221-TB04	M1521-TB04	M1821-TB04	M2121-TB04	M2421-TB04	M2721-TB04	M3021-TB04	M3321-TB04	M3621-TB04	
		M0721-TB05	M0821-TB05	M0921-TB05	M1021-TB05	M1221-TB05	M1521-TB05	M1821-TB05	M2121-TB05	M2421-TB05	M2721-TB05	M3021-TB05	M3321-TB05	M3621-TB05	
		M0721-TB06	M0821-TB06	M0921-TB06	M1021-TB06	M1221-TB06	M1521-TB06	M1821-TB06	M2121-TB06	M2421-TB06	M2721-TB06	M3021-TB06	M3321-TB06	M3621-TB06	
		M0721-TB07	M0821-TB07	M0921-TB07	M1021-TB07	M1221-TB07	M1521-TB07	M1821-TB07	M2121-TB07	M2421-TB07	M2721-TB07	M3021-TB07	M3321-TB07	M3621-TB07	
		M0721-TB08	M0821-TB08	M0921-TB08	M1021-TB08	M1221-TB08	M1521-TB08	M1821-TB08	M2121-TB08	M2421-TB08	M2721-TB08	M3021-TB08	M3321-TB08	M3621-TB08	
		M0721-TB09	M0821-TB09	M0921-TB09	M1021-TB09	M1221-TB09	M1521-TB09	M1821-TB09	M2121-TB09	M2421-TB09	M2721-TB09	M3021-TB09	M3321-TB09	M3621-TB09	
		M0721-TB10	M0821-TB10	M0921-TB10	M1021-TB10	M1221-TB10	M1521-TB10	M1821-TB10	M2121-TB10	M2421-TB10	M2721-TB10	M3021-TB10	M3321-TB10	M3621-TB10	
		M0721-TB11	M0821-TB11	M0921-TB11	M1021-TB11	M1221-TB11	M1521-TB11	M1821-TB11	M2121-TB11	M2421-TB11	M2721-TB11	M3021-TB11	M3321-TB11	M3621-TB11	
		M0721-TB12	M0821-TB12	M0921-TB12	M1021-TB12	M1221-TB12	M1521-TB12	M1821-TB12	M2121-TB12	M2421-TB12	M2721-TB12	M3021-TB12	M3321-TB12	M3621-TB12	
		M0721-TB13	M0821-TB13	M0921-TB13	M1021-TB13	M1221-TB13	M1521-TB13	M1821-TB13	M2121-TB13	M2421-TB13	M2721-TB13	M3021-TB13	M3321-TB13	M3621-TB13	
	2400	M0724-TB01	M0824-TB01	M0924-TB01	M1024-TB01	M1224-TB01	M1524-TB01	M1824-TB01	M2124-TB01	M2424-TB01	M2724-TB01	M3024-TB01	M3324-TB01	M3624-TB01	
		M0724-TB02	M0824-TB02	M0924-TB02	M1024-TB02	M1224-TB02	M1524-TB02	M1824-TB02	M2124-TB02	M2424-TB02	M2724-TB02	M3024-TB02	M3324-TB02	M3624-TB02	
		M0724-TB03	M0824-TB03	M0924-TB03	M1024-TB03	M1224-TB03	M1524-TB03	M1824-TB03	M2124-TB03	M2424-TB03	M2724-TB03	M3024-TB03	M3324-TB03	M3624-TB03	
		M0724-TB04	M0824-TB04	M0924-TB04	M1024-TB04	M1224-TB04	M1524-TB04	M1824-TB04	M2124-TB04	M2424-TB04	M2724-TB04	M3024-TB04	M3324-TB04	M3624-TB04	
		M0724-TB05	M0824-TB05	M0924-TB05	M1024-TB05	M1224-TB05	M1524-TB05	M1824-TB05	M2124-TB05	M2424-TB05	M2724-TB05	M3024-TB05	M3324-TB05	M3624-TB05	
		M0724-TB06	M0824-TB06	M0924-TB06	M1024-TB06	M1224-TB06	M1524-TB06	M1824-TB06	M2124-TB06	M2424-TB06	M2724-TB06	M3024-TB06	M3324-TB06	M3624-TB06	
		M0724-TB07	M0824-TB07	M0924-TB07	M1024-TB07	M1224-TB07	M1524-TB07	M1824-TB07	M2124-TB07	M2424-TB07	M2724-TB07	M3024-TB07	M3324-TB07	M3624-TB07	
		M0724-TB08	M0824-TB08	M0924-TB08	M1024-TB08	M1224-TB08	M1524-TB08	M1824-TB08	M2124-TB08	M2424-TB08	M2724-TB08	M3024-TB08	M3324-TB08	M3624-TB08	
		M0724-TB09	M0824-TB09	M0924-TB09	M1024-TB09	M1224-TB09	M1524-TB09	M1824-TB09	M2124-TB09	M2424-TB09	M2724-TB09	M3024-TB09	M3324-TB09	M3624-TB09	
		M0724-TB10	M0824-TB10	M0924-TB10	M1024-TB10	M1224-TB10	M1524-TB10	M1824-TB10	M2124-TB10	M2424-TB10	M2724-TB10	M3024-TB10	M3324-TB10	M3624-TB10	
		M0724-TB11	M0824-TB11	M0924-TB11	M1024-TB11	M1224-TB11	M1524-TB11	M1824-TB11	M2124-TB11	M2424-TB11	M2724-TB11	M3024-TB11	M3324-TB11	M3624-TB11	
		M0724-TB12	M0824-TB12	M0924-TB12	M1024-TB12	M1224-TB12	M1524-TB12	M1824-TB12	M2124-TB12	M2424-TB12	M2724-TB12	M3024-TB12	M3324-TB12	M3624-TB12	
M0724-TB13		M0824-TB13	M0924-TB13	M1024-TB13	M1224-TB13	M1524-TB13	M1824-TB13	M2124-TB13	M2424-TB13	M2724-TB13	M3024-TB13	M3324-TB13	M3624-TB13		
推拉带玻门选用表										推拉带玻门选用表				西南11J611	
														页次	63

推拉带玻门选用表

推拉带玻门选用表

西南11J611

页次 63



校核 伍金贵 编制 易黎明 制图 彭琳 彭林	2100	M0721-HB01	M0821-HB01	M0921-HB01	M1021-HB01	M1221-HB01	M1521-HB01	M1821-HB01	M2121-HB01	M2421-HB01	M2721-HB01	M3021-HB01	M3321-HB01	M3621-HB01	
		M0721-HB02	M0821-HB02	M0921-HB02	M1021-HB02	M1221-HB02	M1521-HB02	M1821-HB02	M2121-HB02	M2421-HB02	M2721-HB02	M3021-HB02	M3321-HB02	M3621-HB02	
		M0721-HB03	M0821-HB03	M0921-HB03	M1021-HB03	M1221-HB03	M1521-HB03	M1821-HB03	M2121-HB03	M2421-HB03	M2721-HB03	M3021-HB03	M3321-HB03	M3621-HB03	
		M0721-HB04	M0821-HB04	M0921-HB04	M1021-HB04	M1221-HB04	M1521-HB04	M1821-HB04	M2121-HB04	M2421-HB04	M2721-HB04	M3021-HB04	M3321-HB04	M3621-HB04	
		M0721-HB05	M0821-HB05	M0921-HB05	M1021-HB05	M1221-HB05	M1521-HB05	M1821-HB05	M2121-HB05	M2421-HB05	M2721-HB05	M3021-HB05	M3321-HB05	M3621-HB05	
		M0721-HB06	M0821-HB06	M0921-HB06	M1021-HB06	M1221-HB06	M1521-HB06	M1821-HB06	M2121-HB06	M2421-HB06	M2721-HB06	M3021-HB06	M3321-HB06	M3621-HB06	
		M0721-HB07	M0821-HB07	M0921-HB07	M1021-HB07	M1221-HB07	M1521-HB07	M1821-HB07	M2121-HB07	M2421-HB07	M2721-HB07	M3021-HB07	M3321-HB07	M3621-HB07	
		M0721-HB08	M0821-HB08	M0921-HB08	M1021-HB08	M1221-HB08	M1521-HB08	M1821-HB08	M2121-HB08	M2421-HB08	M2721-HB08	M3021-HB08	M3321-HB08	M3621-HB08	
		M0721-HB09	M0821-HB09	M0921-HB09	M1021-HB09	M1221-HB09	M1521-HB09	M1821-HB09	M2121-HB09	M2421-HB09	M2721-HB09	M3021-HB09	M3321-HB09	M3621-HB09	
		M0721-HB10	M0821-HB10	M0921-HB10	M1021-HB10	M1221-HB10	M1521-HB10	M1821-HB10	M2121-HB10	M2421-HB10	M2721-HB10	M3021-HB10	M3321-HB10	M3621-HB10	
		M0721-HB11	M0821-HB11	M0921-HB11	M1021-HB11	M1221-HB11	M1521-HB11	M1821-HB11	M2121-HB11	M2421-HB11	M2721-HB11	M3021-HB11	M3321-HB11	M3621-HB11	
		M0721-HB12	M0821-HB12	M0921-HB12	M1021-HB12	M1221-HB12	M1521-HB12	M1821-HB12	M2121-HB12	M2421-HB12	M2721-HB12	M3021-HB12	M3321-HB12	M3621-HB12	
		M0721-HB13	M0821-HB13	M0921-HB13	M1021-HB13	M1221-HB13	M1521-HB13	M1821-HB13	M2121-HB13	M2421-HB13	M2721-HB13	M3021-HB13	M3321-HB13	M3621-HB13	
	2400	M0724-HB01	M0824-HB01	M0924-HB01	M1024-HB01	M1224-HB01	M1524-HB01	M1824-HB01	M2124-HB01	M2424-HB01	M2724-HB01	M3024-HB01	M3324-HB01	M3624-HB01	
		M0724-HB02	M0824-HB02	M0924-HB02	M1024-HB02	M1224-HB02	M1524-HB02	M1824-HB02	M2124-HB02	M2424-HB02	M2724-HB02	M3024-HB02	M3324-HB02	M3624-HB02	
		M0724-HB03	M0824-HB03	M0924-HB03	M1024-HB03	M1224-HB03	M1524-HB03	M1824-HB03	M2124-HB03	M2424-HB03	M2724-HB03	M3024-HB03	M3324-HB03	M3624-HB03	
		M0724-HB04	M0824-HB04	M0924-HB04	M1024-HB04	M1224-HB04	M1524-HB04	M1824-HB04	M2124-HB04	M2424-HB04	M2724-HB04	M3024-HB04	M3324-HB04	M3624-HB04	
		M0724-HB05	M0824-HB05	M0924-HB05	M1024-HB05	M1224-HB05	M1524-HB05	M1824-HB05	M2124-HB05	M2424-HB05	M2724-HB05	M3024-HB05	M3324-HB05	M3624-HB05	
		M0724-HB06	M0824-HB06	M0924-HB06	M1024-HB06	M1224-HB06	M1524-HB06	M1824-HB06	M2124-HB06	M2424-HB06	M2724-HB06	M3024-HB06	M3324-HB06	M3624-HB06	
		M0724-HB07	M0824-HB07	M0924-HB07	M1024-HB07	M1224-HB07	M1524-HB07	M1824-HB07	M2124-HB07	M2424-HB07	M2724-HB07	M3024-HB07	M3324-HB07	M3624-HB07	
		M0724-HB08	M0824-HB08	M0924-HB08	M1024-HB08	M1224-HB08	M1524-HB08	M1824-HB08	M2124-HB08	M2424-HB08	M2724-HB08	M3024-HB08	M3324-HB08	M3624-HB08	
		M0724-HB09	M0824-HB09	M0924-HB09	M1024-HB09	M1224-HB09	M1524-HB09	M1824-HB09	M2124-HB09	M2424-HB09	M2724-HB09	M3024-HB09	M3324-HB09	M3624-HB09	
		M0724-HB10	M0824-HB10	M0924-HB10	M1024-HB10	M1224-HB10	M1524-HB10	M1824-HB10	M2124-HB10	M2424-HB10	M2724-HB10	M3024-HB10	M3324-HB10	M3624-HB10	
		M0724-HB11	M0824-HB11	M0924-HB11	M1024-HB11	M1224-HB11	M1524-HB11	M1824-HB11	M2124-HB11	M2424-HB11	M2724-HB11	M3024-HB11	M3324-HB11	M3624-HB11	
		M0724-HB12	M0824-HB12	M0924-HB12	M1024-HB12	M1224-HB12	M1524-HB12	M1824-HB12	M2124-HB12	M2424-HB12	M2724-HB12	M3024-HB12	M3324-HB12	M3624-HB12	
		M0724-HB13	M0824-HB13	M0924-HB13	M1024-HB13	M1224-HB13	M1524-HB13	M1824-HB13	M2124-HB13	M2424-HB13	M2724-HB13	M3024-HB13	M3324-HB13	M3624-HB13	
弹簧带玻门选用表										弹簧带玻门选用表				西南11J611	
														页次	64



平开百页门选用表

门洞宽度 门洞高度	700	800	900	1000	1200	1500	1800	2100	2400	2700	3000	3300	3600
2100	M0721-PY01	M0821-PY01	M0921-PY01	M1021-PY01	M1221-PY01	M1521-PY01	M1821-PY01	M2121-PY01	M2421-PY01	M2721-PY01	M3021-PY01	M3321-PY01	M3621-PY01
	M0721-PY02	M0821-PY02	M0921-PY02	M1021-PY02	M1221-PY02	M1521-PY02	M1821-PY02	M2121-PY02	M2421-PY02	M2721-PY02	M3021-PY02	M3321-PY02	M3621-PY02
2400	M0724-PY01	M0824-PY01	M0924-PY01	M1024-PY01	M1224-PY01	M1524-PY01	M1824-PY01	M2124-PY01	M2424-PY01	M2724-PY01	M3024-PY01	M3324-PY01	M3624-PY01
	M0724-PY02	M0824-PY02	M0924-PY02	M1024-PY02	M1224-PY02	M1524-PY02	M1824-PY02	M2124-PY02	M2424-PY02	M2724-PY02	M3024-PY02	M3324-PY02	M3624-PY02

推拉百页门选用表

门洞宽度 门洞高度	700	800	900	1000	1200	1500	1800	2100	2400	2700	3000	3300	3600
2100	M0721-TY01	M0821-TY01	M0921-TY01	M1021-TY01	M1221-TY01	M1521-TY01	M1821-TY01	M2121-TY01	M2421-TY01	M2721-TY01	M3021-TY01	M3321-TY01	M3621-TY01
	M0721-TY02	M0821-TY02	M0921-TY02	M1021-TY02	M1221-TY02	M1521-TY02	M1821-TY02	M2121-TY02	M2421-TY02	M2721-TY02	M3021-TY02	M3321-TY02	M3621-TY02
2400	M0724-TY01	M0824-TY01	M0924-TY01	M1024-TY01	M1224-TY01	M1524-TY01	M1824-TY01	M2124-TY01	M2424-TY01	M2724-TY01	M3024-TY01	M3324-TY01	M3624-TY01
	M0724-TY02	M0824-TY02	M0924-TY02	M1024-TY02	M1224-TY02	M1524-TY02	M1824-TY02	M2124-TY02	M2424-TY02	M2724-TY02	M3024-TY02	M3324-TY02	M3624-TY02

弹簧百页门选用表

门洞宽度 门洞高度	700	800	900	1000	1200	1500	1800	2100	2400	2700	3000	3300	3600
2100	M0721-HY01	M0821-HY01	M0921-HY01	M1021-HY01	M1221-HY01	M1521-HY01	M1821-HY01	M2121-HY01	M2421-HY01	M2721-HY01	M3021-HY01	M3321-HY01	M3621-HY01
	M0721-HY02	M0821-HY02	M0921-HY02	M1021-HY02	M1221-HY02	M1521-HY02	M1821-HY02	M2121-HY02	M2421-HY02	M2721-HY02	M3021-HY02	M3321-HY02	M3621-HY02
2400	M0724-HY01	M0824-HY01	M0924-HY01	M1024-HY01	M1224-HY01	M1524-HY01	M1824-HY01	M2124-HY01	M2424-HY01	M2724-HY01	M3024-HY01	M3324-HY01	M3624-HY01
	M0724-HY02	M0824-HY02	M0924-HY02	M1024-HY02	M1224-HY02	M1524-HY02	M1824-HY02	M2124-HY02	M2424-HY02	M2724-HY02	M3024-HY02	M3324-HY02	M3624-HY02

百页门选用表

西南11J611

页次 65



